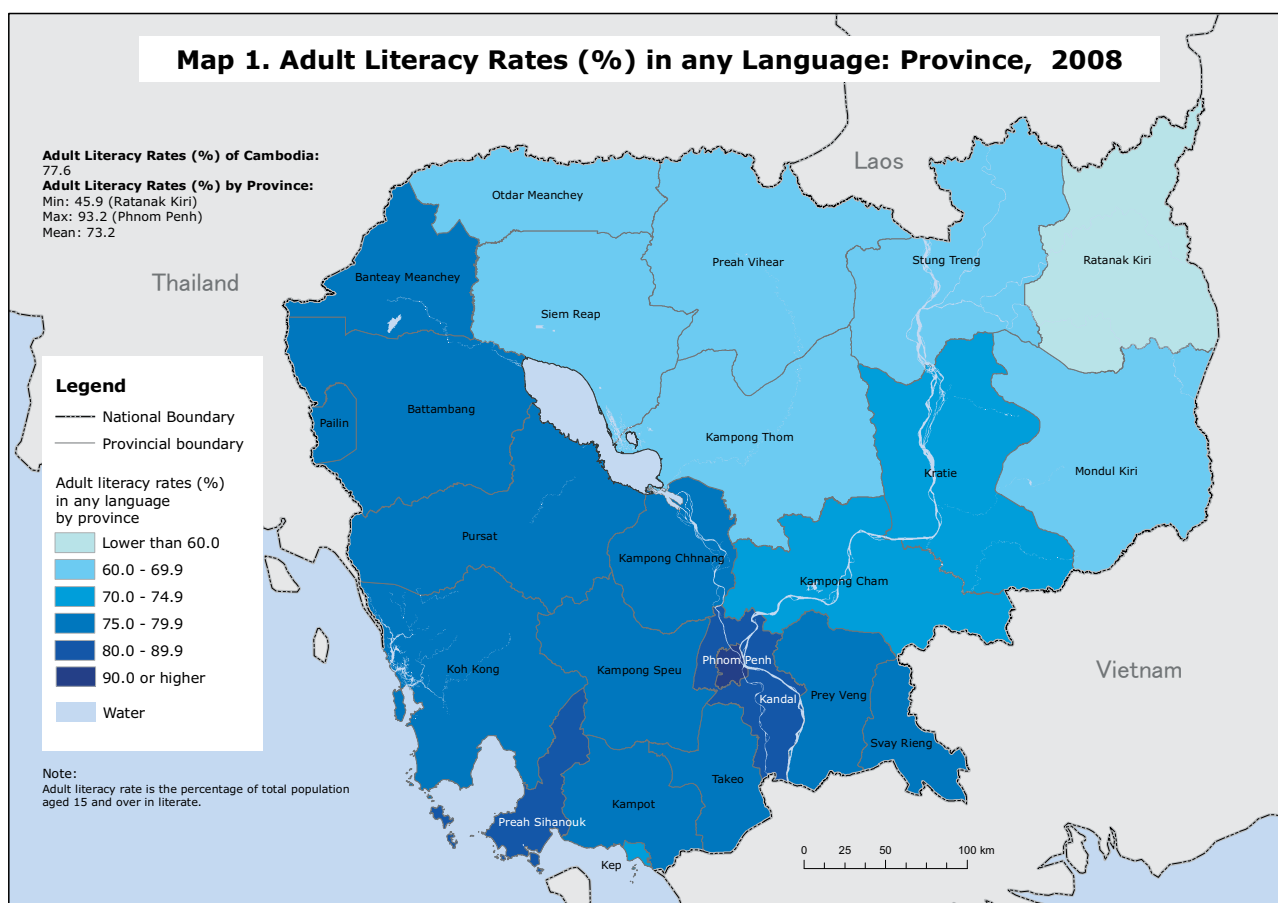


Table 2.14 Ranking of Province by General and Adult Literacy Rates (%) in any Language: Province, 1998 and 2008

Rank	General Literacy Rate				Adult Literacy Rate			
	Province	1998	Province	2008	Province	1998	Province	2008
1	Phnom Penh	82.7	Phnom Penh	92.9	Phnom Penh	85.0	Phnom Penh	93.2
2	Kandal	68.8	Kandal	83.7	Krong Pailin	72.7	Kandal	83.1
3	Svay Rieng	67.1	Prey Veang	80.8	Kandal	72.4	Krong Preah Sihanouk	80.4
4	Bat Dambang	65.0	Krong Preah Sihanouk	80.7	Svay Rieng	72.2	Prey Veang	79.2
5	Prey Veang	64.4	Svay Rieng	80.1	Bat Dambang	70.8	Bat Dambang	78.9
6	Krong Preah Sihanouk	64.1	Bat Dambang	79.3	Krong Preah Sihanouk	70.0	Svay Rieng	78.7
7	Krong Pailin	64.0	Takaev	78.9	Pousat	70.0	Takaev	77.4
8	Banteay Mean Chey	63.8	Kampot	78.5	Prey Veang	68.9	Pousat	77.1
9	Pousat	62.2	Banteay Mean Chey	78.0	Banteay Mean Chey	66.9	Kampot	76.9
10	Kracheh	61.5	Pousat	77.3	Kracheh	66.8	Banteay Mean Chey	76.7
11	Kampong Cham	61.0	Kampong Chhnang	76.6	Takaev	66.5	Kampong Chhnang	75.5
12	Takaev	60.5	Kampong Cham	76.3	Kampot	64.3	Krong Pailin	75.5
13	Kampong Spueu	59.8	Kampong Spueu	76.3	Kampong Spueu	64.2	Kampong Spueu	75.5
14	Kampot	59.3	Kaoh Kong	76.2	Kampong Cham	64.0	Kaoh Kong	75.2
15	Kampong Chhnang	58.9	Krong Kaeb	75.4	Kampong Chhnang	63.9	Kampong Cham	74.5
16	Kampong Thum	56.4	Krong Pailin	74.9	Kaoh Kong	62.5	Kracheh	73.7
17	Kaoh Kong	55.0	Kracheh	73.5	Kampong Thum	60.4	Krong Kaeb	72.8
18	Krong Kaeb	54.1	Siem Reab	71.2	Krong Kaeb	60.0	Siem Reab	68.7
19	Preah Vihear	48.7	Kampong Thum	69.9	Preah Vihear	56.3	Kampong Thum	67.8
20	Stueng Traeng	48.4	Otdar Mean Chey	65.5	Stueng Traeng	54.6	Otdar Mean Chey	63.8
21	Siem Reab	48.2	Preah Vihear	63.5	Siem Reab	52.7	Preah Vihear	63.5
22	Otdar Mean Chey	41.1	Mondul Kiri	61.5	Otdar Mean Chey	46.5	Stueng Traeng	61.5
23	Mondul Kiri	32.8	Stueng Traeng	60.4	Mondul Kiri	38.2	Mondul Kiri	60.9
24	Ratanak Kiri	23.5	Ratanak Kiri	44.6	Ratanak Kiri	27.1	Ratanak Kiri	45.9



## 2.6.2 Literacy by Sex and Province

Figures 2.13 and 2.14 indicate GLRs and ALRs by ascending order of the rates for females, respectively. The highest GLR in 2008 is recorded in Phnom Penh (male: 95.5%, female: 90.7%), and the lowest is in Ratanak Kiri (male: 51.6%, female: 37.4%). The top highest 3 provinces for males in GLR are Phnom Penh, Kandal and Prey Veang, and for females are Phnom Penh, Kandal and Krong Preah Sihanouk in 2008.

Adult literacy rate has also shown same tendency as general literacy rate. The highest ALR was recorded in Phnom Penh (male: 96.2%, female: 90.6%), and the lowest was in Ratanak Kiri (male: 55.2%, female: 36.6%) in 2008. The top 3 highest provinces for males in ALR are Phnom Penh, Svay Rieng and Kandal, and for females were Phnom Penh, Kandal and Krong Preah Sihanouk in 2008.

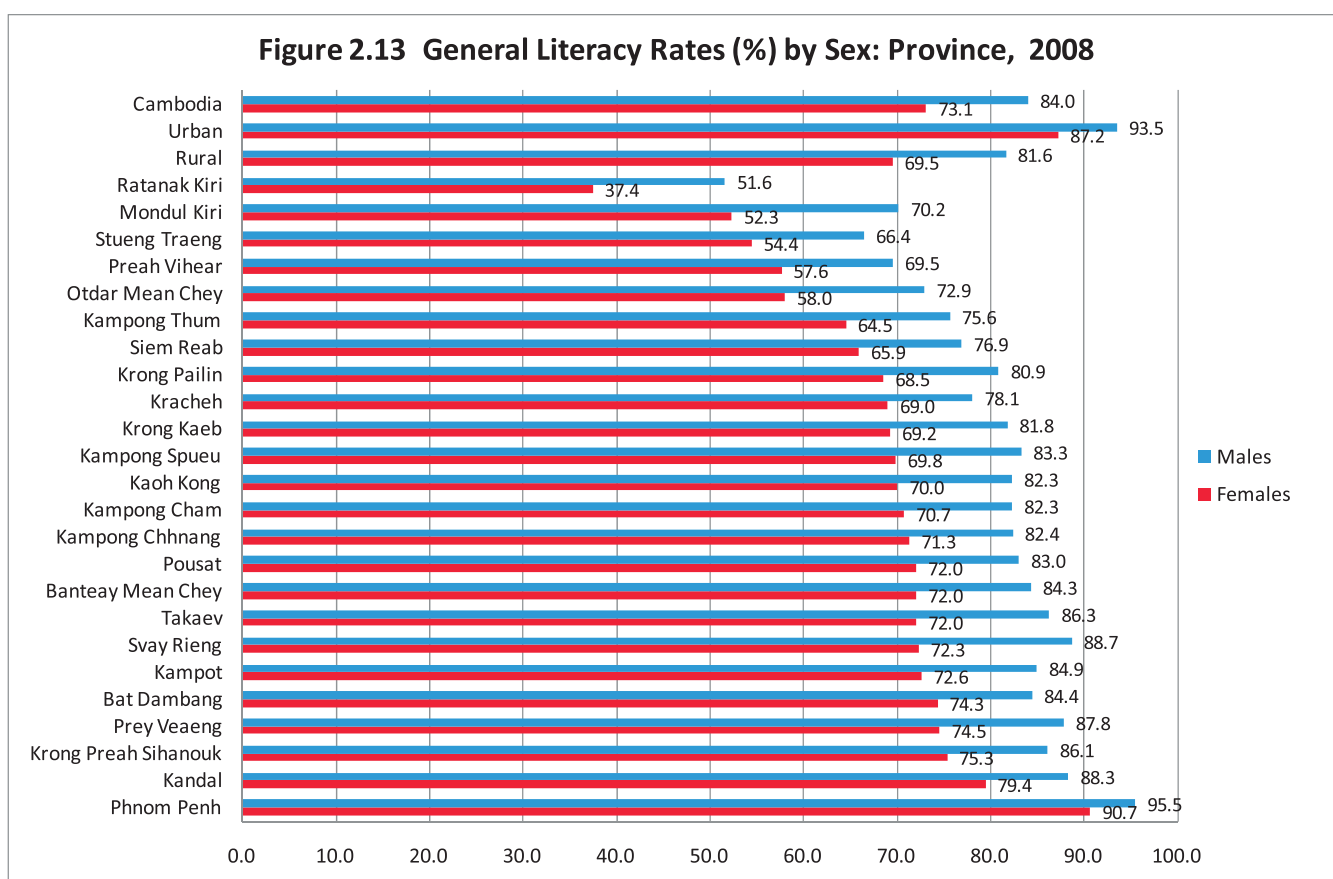
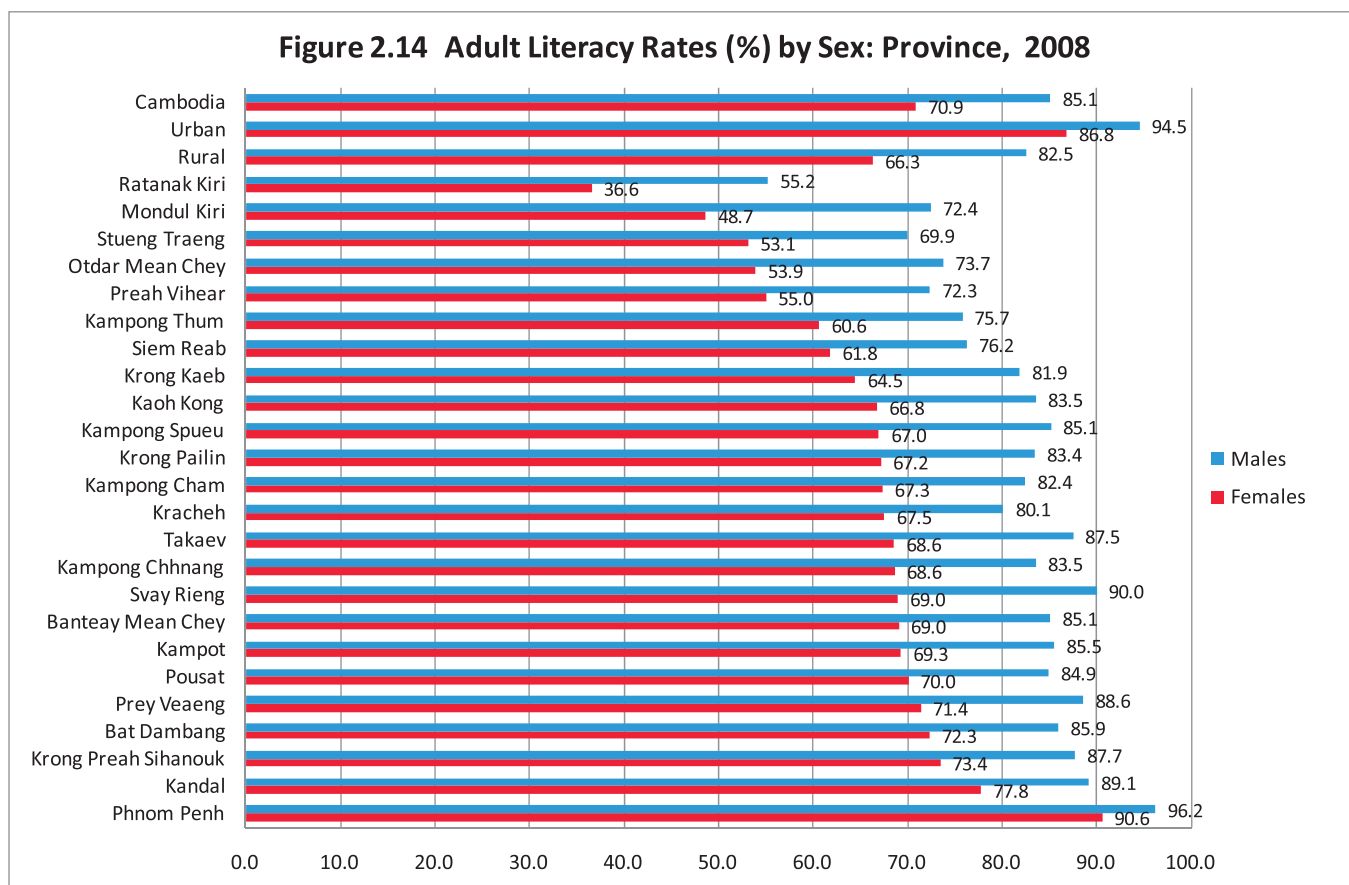


Table 2.15 present general literacy rates (GLR) and adult literacy rates (ALR) by province and sex as of 1998 and 2008. Females recorded remarkable rise in GLRs in all provinces than the males. The provinces of Kampot, Kaoh Kong, Mondul Kiri, Ratanak Kiri, Siem Reab, Takaev and Otdar Mean Chey showed rise of about 20% or more. Males also recorded rise in GLRs, however the increase is not beyond females’.

The difference of GLRs between males and females decreased from around 15% point in 1998 to around 11% point in 2008, due to remarkable improvement of literacy status for women. Phnom Penh shows the smallest difference (4.8% point) by gender in GLR among all provinces in 2008. The province where the largest difference in GLR between males and females is Mondul Kiri (17.8% point) in 2008.

The sex differentials in ALRs also decreased from around 20% point in 1998 to around 15% point in 2008. Phnom Penh also shows the smallest difference in ALRs among all provinces, they decreased from 13.8% point in 1998 to 5.6% point in 2008. The province where the largest difference in ALRs between males and females is Mondul Kiri (23.7% point) in 2008. The sex differentials in ALRs are larger than those in GLRs in all provinces. It is observed that the sex differentials of both GLRs and ALRs decreased in all provinces during the decade. However, the provinces with low GLRs and ALRs tend to be high sex differentials in literacy.

**Figure 2.14 Adult Literacy Rates (%) by Sex: Province, 2008**



**Table 2.15 General and Adult Literacy Rates (in any Language) by Sex: Province, 1998 and 2008**

Province	General Literacy rate				Adult Literacy rate			
	Males		Females		Males		Females	
	1998	2008	1998	2008	1998	2008	1998	2008
<b>Cambodia</b>	71.0	84.0	55.4	73.1	79.5	85.1	57.0	70.9
<b>Urban</b>	82.1	93.5	69.3	87.2	88.3	94.5	70.8	86.8
<b>Rural</b>	68.8	81.6	52.7	69.5	77.6	82.5	54.3	66.3
Province								
Banteay Mean Chey	72.5	84.3	55.6	72.0	79.4	85.1	55.6	69.0
Bat Dambang	72.4	84.4	58.0	74.3	82.1	85.9	60.7	72.3
Kampong Cham	69.2	82.3	53.5	70.7	76.1	82.4	53.7	67.3
Kampong Chhnang	67.4	82.4	51.6	71.3	76.5	83.5	53.7	68.6
Kampong Spueu	69.9	83.3	50.7	69.8	79.2	85.1	51.6	67.0
Kampong Thum	63.4	75.6	50.1	64.5	71.3	75.7	51.3	60.6
Kampot	68.2	84.9	51.4	72.6	78.0	85.5	53.0	69.3
Kandal	76.4	88.3	62.0	79.4	83.7	89.1	62.8	77.8
Kaoh Kong	65.3	82.3	44.3	70.0	75.4	83.5	48.7	66.8
Kracheh	67.7	78.1	55.6	69.0	75.7	80.1	58.4	67.5
Mondul Kiri	43.1	70.2	22.3	52.3	52.4	72.4	24.0	48.7
Phnom Penh	88.1	95.5	77.7	90.7	92.3	96.2	78.6	90.6
Preah Vihear	57.0	69.5	40.5	57.6	67.9	72.3	45.2	55.0
Prey Veang	74.3	87.8	55.9	74.5	83.6	88.6	57.3	71.4
Pousat	70.1	83.0	55.1	72.0	82.5	84.9	59.5	70.0
Ratanak Kiri	32.0	51.6	15.3	37.4	38.9	55.2	16.3	36.6
Siem Reab	55.6	76.9	41.4	65.9	63.9	76.2	43.1	61.8
Krong Preah Sihanouk	73.0	86.1	55.7	75.3	82.8	87.7	58.2	73.4
Stueng Traeng	56.0	66.4	41.1	54.4	65.4	69.9	44.5	53.1
Svay Rieng	77.7	88.7	58.1	72.3	88.2	90.0	59.7	69.0
Takaev	70.6	86.3	51.7	72.0	81.8	87.5	54.0	68.6
Otdar Mean Chey	52.1	72.9	29.9	58.0	62.2	73.7	30.7	53.9
Krong Kaeb	63.3	81.8	45.6	69.2	74.0	81.9	47.8	64.5
Krong Pailin	73.8	80.9	52.3	68.5	83.8	83.4	58.4	67.2

Note: Same as Table 2.13.

**Table 2.16 Ranking by General and Adult Literacy Rates (in any Language) by Sex: Province, 2008**

Rank	General Literacy Rate				Adult Literacy Rate			
	Province	Males	Province	Females	Province	Males	Province	Females
1	Phnom Penh	95.5	Phnom Penh	90.7	Phnom Penh	96.2	Phnom Penh	90.6
2	Svay Rieng	88.7	Kandal	79.4	Svay Rieng	90.0	Kandal	77.8
3	Kandal	88.3	Krong Preah Sihanouk	75.3	Kandal	89.1	Krong Preah Sihanouk	73.4
4	Prey Veang	87.8	Prey Veang	74.5	Prey Veang	88.6	Bat Dambang	72.3
5	Takaev	86.3	Bat Dambang	74.3	Krong Preah Sihanouk	87.7	Prey Veang	71.4
6	Krong Preah Sihanouk	86.1	Kampot	72.6	Takaev	87.5	Pousat	70.0
7	Kampot	84.9	Svay Rieng	72.3	Bat Dambang	85.9	Kampot	69.3
8	Bat Dambang	84.4	Takaev	72.0	Kampot	85.5	Banteay Mean Chey	69.0
9	Banteay Mean Chey	84.3	Banteay Mean Chey	72.0	Kampong Spueu	85.1	Svay Rieng	69.0
10	Kampong Spueu	83.3	Pousat	72.0	Banteay Mean Chey	85.1	Kampong Chhnang	68.6
11	Pousat	83.0	Kampong Chhnang	71.3	Pousat	84.9	Takaev	68.6
12	Kampong Chhnang	82.4	Kampong Cham	70.7	Kampong Chhnang	83.5	Kracheh	67.5
13	Kampong Cham	82.3	Kaoh Kong	70.0	Kaoh Kong	83.5	Kampong Cham	67.3
14	Kaoh Kong	82.3	Kampong Spueu	69.8	Krong Pailin	83.4	Krong Pailin	67.2
15	Krong Kaeb	81.8	Krong Kaeb	69.2	Kampong Cham	82.4	Kampong Spueu	67.0
16	Krong Pailin	80.9	Kracheh	69.0	Krong Kaeb	81.9	Kaoh Kong	66.8
17	Kracheh	78.1	Krong Pailin	68.5	Kracheh	80.1	Krong Kaeb	64.5
18	Siem Reab	76.9	Siem Reab	65.9	Siem Reab	76.2	Siem Reab	61.8
19	Kampong Thum	75.6	Kampong Thum	64.5	Kampong Thum	75.7	Kampong Thum	60.6
20	Otdar Mean Chey	72.9	Otdar Mean Chey	58.0	Otdar Mean Chey	73.7	Preah Vihear	55.0
21	Mondul Kiri	70.2	Preah Vihear	57.6	Mondul Kiri	72.4	Otdar Mean Chey	53.9
22	Preah Vihear	69.5	Stueng Traeng	54.4	Preah Vihear	72.3	Stueng Traeng	53.1
23	Stueng Traeng	66.4	Mondul Kiri	52.3	Stueng Traeng	69.9	Mondul Kiri	48.7
24	Ratanak Kiri	51.6	Ratanak Kiri	37.4	Ratanak Kiri	55.2	Ratanak Kiri	36.6

Table 2.16 shows the ranking of province by the level of GLR and ALR by sex as of 2008. The ranking position of the province for GLR and ALR differs between males and females except the top and the bottom.

Table 2.17 presents sex ratio by literacy status and province. This also shows the sex differentials between literate and illiterate population aged 7 and over as well as those aged 15 and over. Literate population has high sex ratio than 100, on the other hand illiterate population has low sex ratio than 80 in all provinces.

Table 2.17 Sex Ratio by Literacy Status: Province, 1998 and 2008

Province	Population Aged 7 and over						Population Aged 15 and over					
	1998			2008			1998			2008		
	Population	Literate	Illiterate	Population	Literate	Illiterate	Population	Literate	Illiterate	Population	Literate	Illiterate
<b>Cambodia</b>	91	116	59	93	107	55	85	119	41	90	108	46
Banteay Mean Chey	94	123	59	95	111	53	90	128	42	92	113	44
Bat Dambang	94	117	62	96	109	58	90	121	41	94	111	48
Kampong Cham	91	117	60	93	109	56	85	121	44	90	110	48
Kampong Chhnang	87	113	58	91	105	56	80	115	41	87	106	46
Kampong Spueu	90	124	55	93	111	52	84	129	36	89	114	40
Kampong Thum	89	113	65	93	109	64	84	116	49	90	112	55
Kampot	89	118	58	92	108	51	83	121	39	88	109	42
Kandal	90	111	56	92	102	52	84	112	37	89	102	43
Kaoh Kong	105	154	65	101	119	60	107	164	51	100	126	50
Kracheh	97	117	70	99	112	70	94	121	54	97	115	59
Mondul Kiri	103	198	75	106	142	66	101	220	63	106	158	57
Phnom Penh	91	103	49	88	92	42	88	103	31	85	91	34
Preah Vhear	97	137	70	99	119	71	95	143	56	97	127	59
Prey Veaeang	86	114	50	89	105	43	79	115	30	85	105	34
Pousat	90	115	60	93	107	56	83	116	36	89	108	45
Ratanak Kiri	95	199	77	102	141	79	92	220	67	101	152	71
Siem Reab	91	122	69	95	110	64	86	127	54	91	113	57
Krong Preah Sihanouk	96	126	58	99	114	56	93	132	38	97	116	45
Stueng Traeng	96	131	72	99	121	73	93	136	58	98	129	63
Svay Rieng	86	115	46	90	111	37	78	115	23	86	113	28
Takaev	88	120	54	93	111	46	81	123	32	89	113	35
Otdar Mean Chey	102	177	69	101	127	65	100	203	55	99	135	56
Krong Kaeb	93	129	62	96	113	57	87	134	43	92	117	47
Krong Pailin	122	170	66	106	126	65	130	185	50	106	132	54