

**The 13th East Asian Statistical
Conference**
(5 - 7 November 2012, Tokyo, Japan)

**CHALLENGES FACING
THE GENERAL STATISTICS
OFFICE OF VIETNAM (GSO)**

Structure of statistical organization system of Vietnam

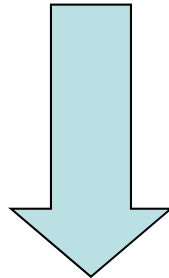
- **Statistical organization system of Vietnam consist of :**

Central statistics
system

Line ministry statistics
system

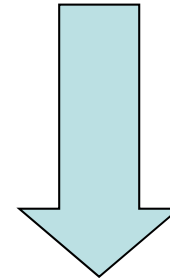
Central statistics system

(About 6000 people)



GSO


(400 people working in
24 subject matter Departments)




Provincial Statistics Offices (PSOs)

(5600 people working
in 63 PSOs and 700 urban and rural
district statistics divisions)


I. FACING CHALLENGES



Limitations and issues in collecting statistical information

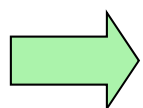


Limitations of information dissemination activities

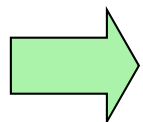


Professional skill of statistics personnel is limited

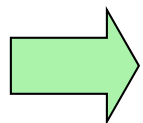
Limitations and issues in collecting statistical information



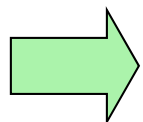
Reports of ministries are inadequate and late.



Reports sent from localities to ministries and branches are often slow.




Applications of information technology in statistical work not well developed in many ministries and branches.




Many ministries so far have not developed specialized statistical database.


Limitations and issues in collecting statistical information (Cont.)



Data on financial and banking sectors often not sent to GSO or being sent too late.



The observance of the Statistics Law on submitting statistical reports of agencies, organizations and businesses is not serious.

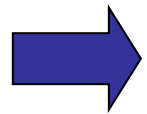


Current statistical indicators collected from sample surveys across provinces are not reliable due to small sample sizes.

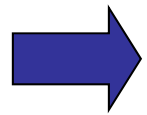
Limitations of information dissemination activities

- ➔ (GSO) has no statistical information dissemination policy.
- ➔ No integrated statistical database linked with micro, macro database and data warehouses.
- ➔ No statistical information system to connect, share information between the GSO and ministries, branches and localities.

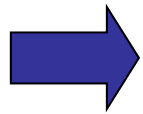
Limitations of information dissemination activities (Cont.)



Some indices released by ministries, branches and localities inconsistent with data from GSO published.

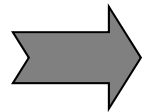


Compilation of statistical publications is manually processed.

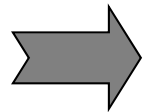


Information on GSO's website is poor and lack of database of surveys.

Professional skill of statistics personnel is limited

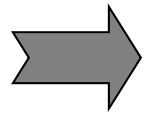


Graduates from statistics major often study a second degree to apply for jobs in other organizations to get higher incomes.

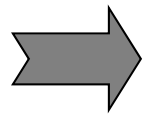


The number of newly recruited staff in GSO with Statistics degree only amounts to about 10% (corrected), and the remaining are with economics major.

Professional skill of statistics personnel are limited (Cont.)

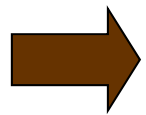


There are quite a lot of statistics personnel have master degree, however not of statistics field or statistical forecasting analysis, but of business administration or accounting.



Each year, GSO holds short training courses on statistical knowledge for new staff, also known as training for non-statistical staff.

II. What should GSO do to settle the above challenges?



GSO built national statistical indicators system that consist of 4 indicator systems:

- + National statistical indicator system
- + Provincial statistical indicator system
- + District statistical indicator system
- + Commune statistical indicator system

What should GSO do to settle the above challenges? (Cont.)

- ➔ Produce and disseminate adequate, timely, accurate, objective and transparent statistical information to serve users are mission of the GSO.
- ➔ GSO has developed a Statistical Development Strategy plan to 2020 and its vision to 2030.

Contents of the strategy

1. Review, supplement and amend the Statistics Law and the bylaws.
2. Consolidate, improve and innovate the statistical organizations.
3. Build mechanisms to provide and share statistical information.
4. Research and apply statistical methodology in accordance with international standards.

Contents of the strategy (Cont.)

5. Research and apply catalog tables and international standardized classification.
6. Develop and apply procedures and quality control tools in statistical activities.
7. Innovate and improve the quality of collecting statistical information.
8. Renovate, complete and improve the quality of processing, synthesizing and disseminating of statistical information.

Contents of the strategy (Cont.)

9. Promote statistical analysis and forecasting.
10. Apply and develop information technology in statistical activities.
11. Develop Human Resources for Statistics sector.
12. Enhance facilities and mobilize financial resources for statistical activities.

Some points we think are important for statistic activities

- Increase the trust of data users in statistical information.
- Improve the understanding of data users.
- Consolidate and develop communication channels.
- Social awareness and responsibilities of data users are improved annually.

Some points we think are important for activities (Cont.)

- Increase community awareness of timely, adequate and accurate provision of information to statistical agencies.
- Renovate and improve data processing, aggregation and dissemination of SSS.
- Develop a regular dialogue between data producers and data users.



THANK YOU!