

国際連合（UN） World Population Prospects の使い方

この推計データベースは、総人口・男女別人口・出生率・死亡率などのデータ（1950年～2100年）について調べることができます。
(国連による推計値のため、各国の統計機関が公表した数値とは異なる場合があります。)

URL : <https://www.un.org/development/desa/pd/>

1. 上の URL から国連人口部のトップページを表示し、スクロールして画面右側の「Datasets」から「World Population Prospects 2022」をクリックする。

クリック。

Highlights

New publications

[Technical paper on Modelling the Age and Sex Profiles of Net International Migration](#)

[Technical paper on Estimating age-specific fertility rate in the World Population Prospects: a Bayesian modelling approach](#)

[Policy brief: India overtakes China as the world's most populous country](#)

[Commission on Population and Development, fifty-sixth session: Ten key messages](#)

[Policy brief on Population, education and sustainable development: interlinkages and select policy implications](#)

Recent and upcoming events

[Commission on Population and Development, fifty-seventh session, 29 April - 3 May 2024](#)

[Briefing on the substantive preparations for the fifty-seventh session of the Commission, including on the commemoration of the 30th anniversary of the adoption of the Programme of Action of the International Conference on Population and Development, 12 December 2023](#)

[Expert group meeting on assessing the status of implementation of the ICPD Programme of Action and its contribution to the follow-up and review of the 2030 Agenda during the decade of action and delivery for sustainable development, 19 - 20 July 2023](#)

Datasets

[World Population Prospects 2022](#)

[Household Size and Composition 2022](#)

[Living Arrangements of Older Persons 2022](#)


[Family Planning Indicators 2022](#)

[World Population Policies 2021](#)

[International Migrant Stock 2020](#)

2. 「World Population Prospects」の画面が表示されるので、「Download Data Files」をクリックする。

Welcome to the United Nations

 **United Nations** | Department of Economic and Social Affairs
Population Division

World Population Prospects 2022


WPP Home | Data | Graphs / Profiles | Documentation | World Urbanization Prospects | Population Division | Contact Us

The **2022 Revision of World Population Prospects** is the twenty-seventh edition of official United Nations population estimates and projections that have been prepared by the Population Division of the Department of Economic and Social Affairs of the United Nations Secretariat. It presents population estimates from 1950 to the present for 237 countries or areas, underpinned by analyses of historical demographic trends. This latest assessment considers the results of 1,758 national population censuses conducted between 1950 and 2022, as well as information from vital registration systems and from 2,890 nationally representative sample surveys. The 2022 revision also presents population projections to the year 2100 that reflect a range of plausible outcomes at the global, regional and national levels.


The main results are presented in a **series of Excel files** displaying key demographic indicators for each UN development group, *World Bank* income group, geographic region, *Sustainable Development Goals (SDGs)* region, subregion and country or area for selected periods or dates within 1950-2100. An **online database (Data Portal)** provides access to a subset of key indicators and interactive data visualization, including an open API for programmatic access. For advanced users who need to use these data in a database form or statistical software, we recommend to use the **CSV format** for bulk download. **Special Aggregates** also provide additional groupings of countries. For the first time, the estimates and projections are presented in one-year intervals of age and time instead of the five-year intervals used previously. The various datasets disaggregated by age are available in two forms: by standard 5-year age groups and single ages.

Additional outputs, including **projections**, and more detailed metadata will be posted soon after the initial public release.


Quick Navigation




Download Data Files



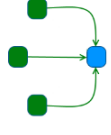
Data Portal



Graphs and Profiles



Publications



Data Sources

ここでは、次のような項目について調べることができる。

掲載箇所	掲載項目	
Most used	Total Population, as of 1 July	7月1日現在総人口
	Male Population, as of 1 July	7月1日現在男性人口
	Female Population, as of 1 July	7月1日現在女性人口
	Population Growth Rate	人口増加率
	Median Age, as of 1 July	7月1日現在中位年齢
	Crude Birth Rate	出生率
	Crude Death Rate	死亡率

【例】世界の総人口について、2022年から2025年までの各年の中位推計値のデータを調べる。

- ① Most used が選択されていることを確認（クリックして選択）する。
- ② Compact (most used: estimates and medium projections)をクリックする。

Welcome to the United Nations

United Nations | Department of Economic and Social Affairs
Population Division | World Population Prospects 2022

WPP Home | Data | Graphs / Profiles | Documentation | World Urbanization Prospects | Population Division | Contact Us

Download Files

File type | Major topic / Special groupings

Standard Projections (Estimates and Projection scenarios) | **Most used** | Population | Fertility | Mortality | CSV format

Probabilistic Projections (PPP scenarios)

Special Aggregates

Documentation

Archive (previous revisions)

①クリック。

Excel files with annual estimates and standard projection scenarios with our **most used data combined in one file**.
For more annual data by single ages or select age groups, please check the other options above.

Sub Group	Files (click to download)	Description
Demographic Indicators	Compact (most used: estimates and medium projections) (XLSX, 24.07 MB)	Our most used data in one file, annually from 1950 to 2100, including the following indicators: <ul style="list-style-type: none"> Total Population, as of 1 January (thousands) Total Population, as of 1 July (thousands) Male Population, as of 1 July (thousands) Female Population, as of 1 July (thousands)

②クリック。

- ③ エクセル形式でデータが表示されるので、「Medium variant」（中位推計）シートを選択する。

Index	Variant	Region, subregion, country or area *	Notes	Location code	ISO3 Alpha-code	ISO2 Alpha-code	SDMX code**	Type	Parent code	Year	Total Population, as of 1 January (thousands)	Total Population, as of 1 July (thousands)	Male Population, as of 1 July (thousands)
17	1 Medium	WORL									7 941 658	7 975 105	4 008 580
18	2 Medium	WORL								2026	8 008 552	8 045 311	4 042 988
19	3 Medium	WORL								2027	8 082 071	8 118 836	4 079 165
20	4 Medium	WORL								2028	8 155 601	8 191 988	4 115 099
21	5 Medium	WORL		900				1	World	0	8 228 376	8 264 365	4 150 588
22	6 Medium	WORLD		900				1	World	0	8 300 353	8 335 978	4 185 644
23	7 Medium	WORLD		900				1	World	0	8 371 602	8 406 829	4 220 270
24	8 Medium	WORLD		900				1	World	0	8 442 055	8 476 889	4 254 456
25	9 Medium	WORLD		900				1	World	0	8 511 723	8 546 141	4 288 201
26	10 Medium	WORLD		900				1	World	0	8 580 559	8 614 533	4 321 484


「Medium variant」（中位推計）シートを選択。

※シートは上記以外に「Estimates」（推計）、「NOTES」（脚注）がある。

【参考】

「Data」に、出典資料、その他の参考情報が掲載されている。

Welcome to the United Nations

 **United Nations** | Department of Economic and Social Affairs
Population Division World Population Prospects 2022

WPP Home | Data ▼ | Graphs / Profiles | Documentation ▼ | World Urbanization Prospects | Population Division | Contact Us



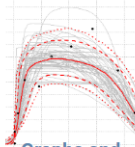

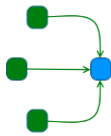
The **2022 Revision of World Population Prospects** is the twenty-seventh edition of official United Nations population estimates and projections that have been prepared by the Population Division of the Department of Economic and Social Affairs, underpinned by annual population censuses conducted between 1950 and 2022, as well as information from vital registration systems and from 2,890 nationally representative sample surveys. The 2022 revision also presents population projections to the year 2100 that reflect a range of plausible outcomes at the global, regional and national levels.

The main results are presented in a **series of Excel files** displaying key demographic indicators for each UN development group, *World Bank* income group, geographic region, *Sustainable Development Goals (SDGs)* region, subregion and country or area for selected periods or dates within 1950-2100. An **online database (Data Portal)** provides access to a subset of key indicators and interactive data visualization, including an open API for programmatic access. For advanced users who need to use these data in a database form or statistical software, we recommend to use the **CSV format** for bulk download. **Special Aggregates** also provide additional groupings of countries. For the first time, the estimates and projections are presented in one-year intervals of age and time instead of the five-year intervals used previously. The various datasets disaggregated by age are available in two forms: by standard 5-year age groups and single ages.

Additional outputs, including results from the probabilistic projections, and more detailed metadata will be posted soon after the initial public release.


出典資料

Quick Navigation

 **Download Data Files**  **Data Portal**  **Graphs and Profiles**  **Publications**  **Data Sources**

「Documentation」に、地域情報、用語集、その他の参考情報が掲載されている。

Welcome to the United Nations

 **United Nations** | Department of Economic and Social Affairs
Population Division World Population Prospects 2022

WPP Home | Data ▼ | Graphs / Profiles | Documentation ▼ | World Urbanization Prospects | Population Division | Contact Us

The **2022 Revision of World Population Prospects** is the twenty-seventh edition of official United Nations population estimates and projections that have been prepared by the Population Division of the Department of Economic and Social Affairs, underpinned by annual population censuses conducted between 1950 and 2022, as well as information from vital registration systems and from 2,890 nationally representative sample surveys. The 2022 revision also presents population projections to the year 2100 that reflect a range of plausible outcomes at the global, regional and national levels.





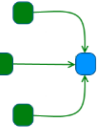
The main results are presented in a **series of Excel files** displaying key demographic indicators for each UN development group, *World Bank* income group, geographic region, *Sustainable Development Goals (SDGs)* region, subregion and country or area for selected periods or dates within 1950-2100. An **online database (Data Portal)** provides access to a subset of key indicators and interactive data visualization, including an open API for programmatic access. For advanced users who need to use these data in a database form or statistical software, we recommend to use the **CSV format** for bulk download. **Special Aggregates** also provide additional groupings of countries. For the first time, the estimates and projections are presented in one-year intervals of age and time instead of the five-year intervals used previously. The various datasets disaggregated by age are available in two forms: by standard 5-year age groups and single ages.

Additional outputs, including results from the probabilistic projections, and more detailed metadata will be posted soon after the initial public release.

地域情報

用語集

Quick Navigation

 **Download Data Files**  **Data Portal**  **Graphs and Profiles**  **Publications**  **Data Sources**