



KINGDOM OF CAMBODIA
Nation- Religion- King

Economic Census of Cambodia 2011
Provincial Report
12 Phnom Penh Municipality



National Institute of Statistics, Ministry of Planning
Phnom Penh, Cambodia

Supported by:
Government of Japan and
Japan International Cooperation Agency (JICA)

February 2013

Economic Census of Cambodia 2011

Provincial Report

12 Phnom Penh Municipality

**National Institute of Statistics, Ministry of Planning
Phnom Penh, Cambodia**

**Supported by:
Government of Japan and
Japan International Cooperation Agency (JICA)**

February 2013

CONTENTS

| | Page |
|---|-------------|
| Foreword | vii |
| NIS personnel and JICA experts Associated with this Report | ix |
| Composition of the Committees | x |
| Outline of the 2011 Economic Census of Cambodia | xiii |
| Explanation of Terms | xviii |
| Index Map : Provinces in Cambodia | xxv |
| Map : Administrative Areas in Phnom Penh Municipality by District and Commune | xxvi |
| Figures at a Glance for Cambodia | xxvii |
| Figures at a Glance for Phnom Penh Municipality | xxix |
| | |
| INTRODUCTION | I-1 |
| | |
| Phnom Penh Municipality’s Position among 24 Provinces | I-2 |
| | |
| Chapter 1: Findings from the Results on Phnom Penh Municipality | I-7 |
| 1-1: Economic Scale | I-7 |
| 1-2: Business Place of Establishment | I-14 |
| 1-3: Size of Establishment | I-17 |
| 1-4: Status of Establishment | I-21 |
| 1-5: Status of Persons Engaged | I-25 |
| 1-6: Industrial Structure | I-28 |
| | |
| Chapter 2: Findings from the Results on Districts within Phnom Penh Municipality | I-37 |
| 2-1: Relative Scale of each District | I-37 |
| 2-2: Business Place of Establishment | I-43 |
| 2-3: Size of Establishment | I-44 |
| 2-4: Status of Establishment | I-46 |
| 2-5: Status of Persons Engaged | I-51 |
| 2-6: Industrial Structure | I-53 |
| | |
| Reference | I-57 |
| | |
| Annex Tables for Cambodia by Province | II-1 |
| | |
| Table 1-1 Numbers of Establishments and of Persons Engaged, and Average Number of Persons Engaged per Establishment by Sex of Representative, and Sex Ratio of Representatives | II-3 |
| Table 1-2 Number of Persons Engaged by their Sex and Sex of Representative, and Sex Ratio of Persons Engaged by Sex of Representative | II-4 |
| Table 1-3 Percentages of Number of Establishments and of Number of Persons Engaged by Sex of Representative | II-5 |

| | | |
|--------------|--|-------|
| Table 2-1 | Numbers of Establishments and of Persons Engaged, and Average Number of Persons Engaged per Establishment by Whether Single unit, Head or Branch office | II-6 |
| Table 2-2 | Percentages of Number of Establishments and of Number of Persons Engaged by Whether Single unit, Head or Branch office | II-7 |
| Table 3-1 | Numbers of Establishments and of Persons Engaged, and Average Number of Persons Engaged per Establishment by Tenure of Business Place | II-8 |
| Table 3-2 | Percentages of Number of establishments and of Number of Persons Engaged by Tenure of Business Place | II-9 |
| Table 4-1 | Number of Establishments by Kind of Business Place | II-10 |
| Table 4-2 | Number of Persons Engaged by Kind of Business Place | II-11 |
| Table 4-3 | Percentages of Number of Establishments and of Number of Persons Engaged by Kind of Business Place | II-12 |
| Table 4-4 | Average Number of Persons Engaged per Establishment by Kind of Business Place | II-13 |
| Table 5-1 | Number of Establishments by Area of Business Place | II-14 |
| Table 5-2 | Number of Persons Engaged by Area of Business Place | II-15 |
| Table 5-3 | Percentages of Number of Establishments and of Number of Persons Engaged by Area of Business Place | II-16 |
| Table 5-4 | Average Number of Persons Engaged per Establishment by Area of Business Place | II-17 |
| Table 6-1 | Number of Establishments by Year of Starting the Business | II-18 |
| Table 6-2 | Number of Persons Engaged by Year of Starting the Business | II-19 |
| Table 6-3 | Percentages of Number of Establishments and of Number of Persons Engaged by Year of Starting the Business | II-20 |
| Table 6-4 | Average Number of Persons Engaged per Establishment by Year of Starting the Business | II-21 |
| Table 7-1 | Number of Establishments by Industry (Section) | II-22 |
| Table 7-2 | Percentage of Number of Establishments by Industry (Section) | II-23 |
| Table 7-3 | Number of Persons Engaged by Industry (Section) | II-24 |
| Table 7-4 | Percentage of Number of Persons Engaged by Industry (Section) | II-25 |
| Table 7-5 | Average number of Persons Engaged per Establishment by Industry (Section) | II-26 |
| Table 7-6 | Sex Ratio of Persons Engaged by Industry (Section) | II-27 |
| Table 7-6(M) | Number of Male Persons Engaged by Industry (Section) | II-28 |
| Table 7-6(F) | Number of Female Persons Engaged by Industry (Section) | II-29 |
| Table 7-7 | Concentration Rate of Number of Establishments by Industry (Section) | II-30 |
| Table 7-8 | Concentration Rate of Number of Persons Engaged by Industry (Section) | II-31 |
| Table 8-1 | Numbers of Establishments and of Persons Engaged by Whether Registered or not at the Ministry of Commerce or Provincial Department of Commerce | II-32 |
| Table 8-2 | Percentages of Number of Establishments and of Number of Persons Engaged by Whether Registered or not at the Ministry of Commerce or Provincial Department of Commerce | II-33 |
| Table 8-3 | Average Number of Persons Engaged per establishment by Whether Registered or not at the Ministry of Commerce or Provincial Department of Commerce | II-33 |
| Table 9-1 | Number of Establishments by Ownership of Establishment | II-34 |
| Table 9-2 | Number of Persons Engaged by Ownership of Establishment | II-35 |

| | | |
|--|--|-------|
| Table 9-3 | Percentages of Number of Establishments and of Number of Persons Engaged by Ownership of Establishment | II-36 |
| Table 9-4 | Average Number of Persons Engaged per Establishment by Ownership of Establishment | II-37 |
| Table 10-1 | Number of Establishments by Nationality of Owner | II-38 |
| Table 10-2 | Number of Persons Engaged by Nationality of Owner | II-39 |
| Table 10-3 | Percentages of Number of Establishments and of Number of Persons Engaged by Nationality of Owner | II-40 |
| Table 10-4 | Average Number of Persons Engaged per Establishment by Nationality of Owner | II-41 |
| Table 11-1 | Number of Establishments by Size of Persons Engaged | II-42 |
| Table 11-2 | Number of Persons Engaged by Size of Persons Engaged | II-43 |
| Table 11-3 | Percentages of Number of Establishments and of Number of Persons Engaged by Size of Persons Engaged | II-44 |
| Table 11-4 | Number of Establishments by Size of Persons Engaged | II-45 |
| Table 12 | Number of Entities, Amounts of Annual Sales, Expenses, and Profit and Loss | II-46 |
| Table 13-1 | Number of Entities by Size of Annual Sales | II-47 |
| Table 13-2 | Percentage of Number of Entities by Size of Annual Sales | II-48 |
| Table 14-1 | Number of Entities by Size of Annual Expenses | II-49 |
| Table 14-2 | Percentage of Number of Entities by Size of Annual Expenses | II-50 |
| Table 15-1 | Number of Entities by Size of Annual Profit and Loss | II-51 |
| Table 15-2 | Percentage of Number of Entities by Size of Annual Profit and Loss | II-52 |
| Table 16-1 | Annual Sales by Industry (Section) | II-53 |
| Table 16-2 | Concentration Rate of Annual Sales by Industry (Section) | II-54 |
| Table 16-3 | Percentage of Annual Sales by Industry (Section) | II-55 |
| Table 17-1 | Annual Expenses by Industry (Section) | II-56 |
| Table 17-2 | Concentration Rate of Annual Expenses by Industry (Section) | II-57 |
| Table 17-3 | Percentage of Annual Expenses by Industry (Section) | II-58 |
| Annex Tables on Districts of Phnom Penh Municipality | | III-1 |
| Table D1-1 | Numbers of Establishments and of Persons Engaged, and Average Number of Persons Engaged per Establishment by Sex of Representative, and Sex Ratio of Representatives: District | III-3 |
| Table D1-2 | Number of Persons Engaged by their Sex and Sex of Representative, and Sex Ratio of Persons Engaged by Sex of Representative: District | III-4 |
| Table D1-3 | Percentages of Number of Establishments and of Number of Persons Engaged by Sex of Representative: District | III-5 |
| Table D2-1 | Numbers of Establishments and of Persons Engaged, and Average Number of Persons Engaged per Establishment by Whether Single unit, Head or Branch office: District | III-6 |
| Table D2-2 | Percentages of Number of Establishments and of Number of Persons Engaged by Whether Single unit, Head or Branch office: District | III-7 |
| Table D3-1 | Numbers of Establishments and of Persons Engaged, and Average Number of Persons Engaged per Establishment by Tenure of Business Place: District | III-8 |

| | | |
|---------------|--|--------|
| Table D3-2 | Percentages of Number of Establishments and of Number of Persons Engaged by Tenure of Business Place: District | III-9 |
| Table D4-1 | Number of Establishments by Kind of Business Place: District | III-10 |
| Table D4-2 | Number of Persons Engaged by Kind of Business Place: District | III-11 |
| Table D4-3 | Percentages of Number of Establishments and of Number of Persons Engaged by Kind of Business Place: District | III-12 |
| Table D4-4 | Average Number of Persons Engaged per Establishment by Kind of Business Place: District | III-13 |
| Table D5-1 | Number of Establishments by Area of Business Place: District | III-14 |
| Table D5-2 | Number of Persons Engaged by Area of Business Place: District | III-15 |
| Table D5-3 | Percentages of Number of Establishments and of Number of Persons Engaged by Area of Business Place: District | III-16 |
| Table D5-4 | Average Number of Persons Engaged per Establishment by Area of Business Place: District | III-17 |
| Table D6-1 | Number of Establishments by Year of Starting the Business: District | III-18 |
| Table D6-2 | Number of Persons Engaged by Year of Starting the Business: District | III-19 |
| Table D6-3 | Percentages of Number of Establishments and of Number of Persons Engaged by Year of Starting the Business: District | III-20 |
| Table D6-4 | Average Number of Persons Engaged per Establishment by Year of Starting the Business: District | III-21 |
| Table D7-1 | Number of Establishments by Industry (Section): District | III-22 |
| Table D7-2 | Percentage of Number of Establishments by Industry (Section): District | III-23 |
| Table D7-3 | Number of Persons Engaged by Industry (Section): District | III-24 |
| Table D7-4 | Percentage of Number of Persons Engaged by Industry (Section): District | III-25 |
| Table D7-5 | Average Number of Persons Engaged per Establishment by Industry (Section): District | III-26 |
| Table D7-6 | Sex Ratio of Persons Engaged by Industry (Section): District | III-27 |
| Table D7-6(M) | Number of Male Persons Engaged by Industry (Section): District | III-28 |
| Table D7-6(F) | Number of Female Persons Engaged by Industry (Section): District | III-29 |
| Table D7-7 | Concentration Rate of Number of Establishments by Industry (Section): District | III-30 |
| Table D7-8 | Concentration Rate of Number of Persons Engaged by Industry (Section): District | III-31 |
| Table D8-1 | Numbers of Establishments and of Persons Engaged by Whether Registered or not at the Ministry of Commerce or Provincial Department of Commerce | III-32 |
| Table D8-2 | Percentages of Number of Establishments and of Number of Persons Engaged by Whether Registered or not at the Ministry of Commerce or Provincial Department of Commerce | III-33 |
| Table D8-3 | Average Number of Persons Engaged per establishment by Whether Registered or not at the Ministry of Commerce or Provincial Department of Commerce | III-33 |
| Table D9-1 | Number of Establishments by Ownership of Establishment: District | III-34 |
| Table D9-2 | Number of Persons Engaged by Ownership of Establishment: District | III-35 |
| Table D9-3 | Percentages of Number of Establishments and of Number of Persons Engaged by Ownership of Establishment: District | III-36 |
| Table D9-4 | Average Number of Persons Engaged per Establishment by Ownership of Establishment: District | III-37 |

| | | |
|--|---|--------|
| Table D10-1 | Number of Establishments by Nationality of Owner: District | III-38 |
| Table D10-2 | Number of Persons Engaged by Nationality of Owner: District | III-39 |
| Table D10-3 | Percentages of Number of Establishments and of Number of Persons Engaged by Nationality of Owner: District | III-40 |
| Table D10-4 | Average Number of Persons Engaged per Establishment by Nationality of Owner: District | III-41 |
| Table D11-1 | Number of Establishments by Size of Persons Engaged: District | III-42 |
| Table D11-2 | Number of Persons Engaged by Size of Persons Engaged: District | III-43 |
| Table D11-3 | Percentages of Number of Establishments and of Number of Persons Engaged by Size of Persons Engaged: District | III-44 |
| Table D11-4 | Number of Establishments by Size of Persons Engaged: District | III-45 |
| Table D12 | Number of Entities, Amounts of Annual Sales, Expenses and Profit and Loss: District .. | III-46 |
| Table D13-1 | Number of Entities by Size of Annual Sales: District | III-47 |
| Table D13-2 | Percentage of Number of Entities by Size of Annual Sales: District | III-48 |
| Table D14-1 | Number of Entities by Size of Annual Expenses: District | III-49 |
| Table D14-2 | Percentage of Number of Entities by Size of Annual Expenses: District | III-50 |
| Table D15-1 | Number of Entities by Size of Annual Profit and Loss: District | III-51 |
| Table D15-2 | Percentage of Number of Entities by Size of Annual Profit and Loss: District | III-52 |
| Table D16-1 | Annual Sales by Industry (Section): District | III-53 |
| Table D16-2 | Concentration Rate of Annual Sales by Industry (Section): District | III-54 |
| Table D16-3 | Percentage of Annual Sales by Industry (Section): District | III-55 |
| Table D17-1 | Annual Expenses by Industry (Section): District | III-56 |
| Table D17-2 | Concentration Rate of Annual Expenses by Industry (Section): District | III-57 |
| Table D17-3 | Percentage of Annual Expenses by Industry (Section): District | III-58 |
| Appendices | | a-1 |
| Appendix 1 | Form of Questionnaire | a-3 |
| Appendix 2 | Sub-Decree on 2011 Establishment Census of the Kingdom of Cambodia | a-9 |
| Appendix 3 | Administrative Area Changes of Phnom Penh Municipality on 5 November 2010 | a-15 |
| Appendix 4 | Additional Administrative Area Changes of Phnom Penh Municipality on 18 May 2011 | a-16 |
| Appendix 5 | Coverage of the 2011 Economic Census of Cambodia | a-17 |
| Appendix 6 | Coverage of the 2009 Nation-wide Establishment Listing of Cambodia | a-18 |
| List of Publications of the 2011 Economic Census of Cambodia | | |

FOREWORD

It is our great pleasure to officially release the final results of the 2011 Economic Census of Cambodia (EC2011) which was conducted from 1 to 31 March 2011 with 1 March 2011 as the reference date, covering the entire territory of the Kingdom of Cambodia. Historically, it was the first Economic Census in Cambodia as a complete count of all establishments.

Under the legal basis of the Statistics Law, the EC2011 aims at compiling basic statistics on establishments and enterprises in the whole Cambodia's territory. The final results provide information on the current situation of establishments in Cambodia and serve for various users such as policy makers, government officials at both national and local levels, international organizations, NGOs, private sectors, researchers, and development partners.

The final results will contribute to achieving the socio-economic development goals of the Royal Government in supporting evidence-based planning. I am sure that the public will be very much benefitted to use the EC2011 results to the full extent possible.

We express our deep sense of gratitude to the Royal Government of Cambodia led by **Samdech Akka Moha Sena Padei Techo HUN SEN**, Prime Minister of the Kingdom of Cambodia for his constant support to the statistical activities, especially to the EC2011 which enabled very successful completion of the census. Our thanks are due to the Ministry of Planning (MOP), the National Institute of Statistics (NIS) and line ministries such as the Ministry of Economy and Finance, the Ministry of Industry, Mines and Energy, the Ministry of Commerce, the Ministry of Interior and other relevant government ministries and institutions which facilitated our activities and led to the success of the EC2011.

I gratefully acknowledge funding and technical assistance provided by the Government of Japan and Japan International Cooperation Agency (JICA). Our deep thanks are due to Mr. Fumihiko Nishi, Chief Adviser of the JICA Project on Improving Official Statistics in Cambodia, Mr. Akihiko Itoh and other JICA experts of this project, who made all the best efforts in the complete success of the implementation of the EC2011.

We thank Governors of Phnom Penh Capital, provinces, and chiefs of districts as well as Chiefs of commune and village, who provided administrative facilitation for the implementation of the EC2011.

The EC2011 was one of the greatest statistical exercises, and its successful completion was possible with the total help and cooperation received from one and all. The major share of the credit for the success of the EC2011 should go to the entrepreneurs of small, medium and large enterprises who paid busy and valuable time of their daily business to provide information to the EC2011 Forms.

Deep thanks are also given to enumerators, supervisors, and the staff of the NIS and the MOP who were devoted, hard working, and loyal. H.E. San Sy Than, Director General of the NIS ably led the EC2011 operations, being assisted by Mr. Hor Darith, Deputy Director General, Mr. Khin Sovorlak, Deputy Director General, Mr. Mich Kanthul, Director of Economic Statistics Department, Mr. Lim Penh, Director of Statistical Standards and Analysis Department, Mr. Saint Lundy, Director of Information and Communication Technology Department, Mr. Kim Net, Deputy Director of Social Statistics Department, Mr. So Tonnere, Deputy Director of Economic Statistics Department and other NIS staff.

Finally, thanks are due to everyone that contributed to the great success of the EC2011.

Ministry of Planning
Phnom Penh
February 2013

CHHAY THAN
Senior Minister
Minister of Planning and Chairman of
National Census Committee for 2011
Economic Census of Cambodia

NIS Personnel and JICA Experts Associated with this Report

1. NIS Personnel

- Mr. They Kheam Director of Demographic Statistics, Census and Survey Department, NIS
- Mr. Ouk Chay Panhara Deputy Director General, NIS
- Ms. Suy Sotheara Deputy Director of Statistical Policies and Cooperation Department, NIS

2. JICA Experts

- Dr. Atsushi Otomo JICA Expert, Sinfonica, Japan
- Mr. Akihito Yamauchi JICA Expert, Sinfonica, Japan
- Mr. Joji Sawada JICA Expert, Sinfonica, Japan
(Assistant)
- Mr. Youk Seng An

Composition of the National Census Committee for the 2011 Economic Census of Cambodia (NCC)

| | |
|--|----------------------------|
| 1. Minister of Planning | Chairman |
| 2. Secretary of State, Ministry of Economy and Finance | Vice chairman |
| 3. Secretary of State, Ministry of Interior | Vice chairman |
| 4. Secretary of State, Ministry of Planning | Permanent Vice chairman |
| 5. Secretary of State, Council of Ministers | Member |
| 6. Secretary of State, Ministry of Industry, Mines and Energy | Member |
| 7. Secretary of State, Ministry of Commerce | Member |
| 8. Secretary of State, Ministry of Education, Youth and Sport | Member |
| 9. Secretary of State, Ministry of Health | Member |
| 10. Secretary of State, Ministry of Labor and Vocational Training | Member |
| 11. Secretary of State, Ministry of Land Management, Urban Planning and Construction | Member |
| 12. Secretary of State, Ministry of Posts and Telecommunications | Member |
| 13. Secretary of State, Ministry of Information | Member |
| 14. Secretary of State, Ministry of Public Works and Transport | Member |
| 15. Secretary of State, Ministry of Tourism | Member |
| 16. Secretary of State, Ministry of Social Affairs, Veterans and Youth Rehabilitation | Member |
| 17. Secretary of State, Ministry of Culture and Fine Arts | Member |
| 18. Secretary of State, Ministry of Women's Affairs | Member |
| 19. Secretary of State, Secretariat of Civil Aviation | Member |
| 20. Secretary General, Council for the Development of Cambodia | Member |
| 21. Vice Governor, National Bank of Cambodia | Member |
| 22. Director General, National Institute of Statistics, Ministry of Planning | Secretary |

Composition of the Census Technical Committee for the 2011 Economic Census of Cambodia (CTC)

| | |
|---|------------------|
| 1. Secretary of State, Ministry of Planning | Chairman |
| 2. Under Secretary of State, Ministry of Planning | Vice chairman |
| 3. Director General, NIS, Ministry of Planning | Permanent Member |
| 4. Chief of Cabinet, Ministry of Planning | Member |
| 5. Deputy Director General, Taxation Department, Ministry of Economy and Finance | Member |
| 6. Director of Department, Ministry of Industry, Mines and Energy | Member |
| 7. Director of Department, Ministry of Commerce | Member |
| 8. Deputy Director General, Ministry of Tourism | Member |
| 9. Director of Department, Cambodia Development Council | Member |
| 10. Deputy Director General, NIS, Ministry of Planning | Member |
| 11. Director, Economic Statistics Department, NIS | Secretary |

Composition of the Provincial Census Committee for the 2011 Economic Census of Cambodia (PCC)

| | |
|--|------------------|
| 1. Governor of Capital/Province | Chairman |
| 2. Deputy Governor of Capital/Province | Vice chairman |
| 3. Director of Planning Office of Capital/Province | Permanent Member |
| 4. Director of Economy and Finance Office of Capital/Province | Member |
| 5. Police Commissioner of Capital/Province | Member |
| 6. Director of Industry, Mines and Energy Office of Capital/Province | Member |
| 7. Director of Tourism Office of Capital/Province | Member |
| 8. Director of Commerce Office of Capital/Province | Member |
| 9. Director of Tax Office of Province | Member |
| 10. Chief Cabinet of Capital/Provincial Hall | Member |
| 11. One Representative from NIS | Member |
| 12. Deputy Director of Capital/Provincial Planning Office, responsible for Statistics or Bureau Chief of Statistics | Secretary |

Composition of the National Steering Committee for Census Information and Education Campaign (NSC)

| | |
|--|---------------------|
| 1. Secretary of State, Ministry of Planning | Chairman |
| 2. Secretary of State, Ministry of Information | Vice chairman |
| 3. Director General, TVK | Vice chairman |
| 4. Director General, National Radio | Vice chairman |
| 5. Director General, Cambodian Press Agency | Vice chairman |
| 6. Director General, NIS, MoP | Permanent Member |
| 7. Representative, Ministry of Interior | Member |
| 8. Representative, Ministry of Economy and Finance | Member |
| 9. Representative, Ministry of Commerce | Member |
| 10. Representative, Ministry of Industry, Mines and Energy | Member |
| 11. Representative, Ministry of Tourism | Member |
| 12. Representative, Ministry of Education, Youth and Sport | Member |
| 13. Representative, Ministry of Labor and Vocational Training | Member |
| 14. Representative, Ministry of Social Affairs, Veterans and Youth Rehabilitation | Member |
| 15. Representative of Ministry of Cult and Religion | Member |
| 16. Representative of Ministry of Culture and Fine Arts | Member |
| 17. Deputy Director General, NIS, MOP | Secretary |

Outline of the 2011 Economic Census of Cambodia

1. Purpose of the Census

The Census aimed:

- a) to provide the fundamental statistics on the current status of the business activities of the establishments and enterprises including the financial aspects, which central and local governments require for profiling the nation, policy-making, calculating national accounts etc., and which academic researchers and other users need for their own study,
- b) to provide the directories of establishments and enterprises as the master sampling frame of various sample surveys on businesses.

2. Reference date of the Census

The Census was taken as of 1st March 2011.

3. Period of the Census enumeration

The census enumeration was conducted within one month period from 1st March to 31 March 2011.

4. Legal basis of the Census

The Census was taken on the basis of the following legislation:

- a) Statistics Law, Article 6 and 7
- b) Sub-Decree on 2011 Establishment Census of the Kingdom of Cambodia

5. Coverage of the Census (Refer to Appendix 5 and 6.)

The Census covered all establishments which existed at the reference date in the territory of the Kingdom of Cambodia.

The following establishments, however, were excluded:

- a) Establishments classified into “Section A, Agriculture, forestry and fishing” specified in the United Nations International Standard Industrial Classification of Economic Activities, Revision 4 (hereinafter, quoted as the ISIC);
- b) Establishments classified into “Section O, Public administration and defense; compulsory social security” specified in the ISIC;
- c) Establishments classified into “Section T, Activities of households as employers; undifferentiated goods-and services-producing activities of households for own use” specified in the ISIC;
- d) Establishments classified into “Section U, Activities of extraterritorial organizations and bodies” specified in the ISIC.

6. Enumeration unit

The establishment as an enumeration unit for the Census is defined as follows, according to UN definition:

The establishment can be defined as an economic unit that engages, under a single ownership or control - that is, under a single legal entity - in one, or predominantly one, kind of economic activity at a single physical location – for example, a mine, factory or workshop.

7. Organization

1) Chain of Command

[Administrative line]

Director General of the National Institute of Statistics, the Ministry of Planning (Director General of GECC) → Senior Census Officer → Provincial Director (Provincial Census Officer) → District Chief (District Census Officer) → Commune Chief (Commune Census Officer)

[Census Line]

Director General of the National Institute of Statistics, the Ministry of Planning (Director General of GECC) → Senior Census Officers (6 persons) → Regional Officers (24 persons) → Assistant Regional Officers (84 persons) → Supervisors (484 persons) → Enumerators (4,030 persons)

2) ROs and AROs

RO (Regional Officer) and ARO (Assistant Regional Officer), which were appointed from among the staff of the NIS, were allocated to each province.

3) Main Duties of ROs and AROs

- a) coordinating Census work with NIS and Provincial government;
- b) ensuring exact implementation of training sessions held in every stage;
- c) guiding or assisting Provincial Directors, District and Commune Census Officers regarding implementation of the Census.

8. Method of the Census enumeration

- 1) The Census enumeration was carried out through a method in which an enumerator visited each establishment within a certain enumeration area, interviewed the owner or manager of the establishment or his/her substitute who was entitled to represent the establishment, and filled in the Census Form.
- 2) In addition to this, a self-enumeration method was applied to the establishment, which requested to fill in the form by themselves.
- 3) In case that the enumeration did not finish due to reasons of establishments until 20th March 2011, “Special Survey Team” carried out the enumeration.

9. Enumerator

4,030 enumerators were employed temporarily for the Census. Each enumerator was assigned to one or two more villages, or one enumeration area which had been demarcated to accomplish their duties which were described in Enumerator’s Manual.

10. Supervisor

484 supervisors were employed temporarily for the Census. Each supervisor was assigned several enumerators to accomplish their duties which were described in Supervisor’s Manual.

11. Training of local staff, supervisors and enumerators

- 1) The training of provincial staff was done twice in the NIS: the first one was for two days on 14 and 15 December 2010; the second one was for five days from 17 to 21 January 2011.
- 2) The training of district and commune chiefs was done for a half day on 18 or 25 February 2011 in each province.
- 3) The training of supervisors and enumerators was done for five days between 14 and 25 February 2011 in each province.

- 4) Core Staff of NIS and the trainers of trainees (hereinafter, it refer to as TOT), which were assigned from among the staff of NIS were charged with the training of the above-mentioned seminars.
- 5) TOTs carried out the duties as ROs and AROs at the stage of the Census-conducting.

12. Submission of documents to the superior organizations

- 1) The enumerators submitted the documents including the Census Forms which were scrutinized completely to their supervisors by 1st April 2011.
- 2) Finally, the Provincial Census Officers submitted the documents to NIS Census officer by the prescribed date of April 2011 after checking them.

13. Topics Studied

- 1) Name of establishment, Address of establishment and Telephone number of establishment, Contact person
- 2) Sex of representative of establishment and Nationality of owner of establishment
- 3) Registration at Ministry of Commerce or Provincial Department of Commerce
- 4) Names of ministries or agencies which have issued a license or an approval for operating the businesses
- 5) Ownership of establishment (Legal status)
- 6) Single unit, head or branch office
- 7) Tenure, Kind and Area of business place
- 8) Business hours
- 9) Year of starting the business
- 10) Number of persons engaged by sex, employment status and nationality during one week before 1st March 2011
- 11) Kind of main business activities (Industrial classification)

[Topics 12) to 14) relate with the following establishments only.]

Response of the topic 6) is Head office.

- 12) Number of branch offices
- 13) Total number of entire regular employees at the end of December 2010
- 14) Kind of main and second main business activities as the entire enterprise

[Topics 15) to 21) relate with the following establishments only.]

Response of the topic 6) is Single unit or Head office.

- 15) Does this establishment or this enterprise keep Balance Sheet or Income Statement?
[In the following case: Establishments whose response to the topic 15) is "No"]
- 16) Total amount of sales, operating expenses, and employee's salaries and wages per day or per month, and number of working days in February 2011 or past recent month
[In the following case: Establishments whose response to the topic 15) is "Yes"]
- 17) Total amount of assets at the end of December 2010
- 18) Total amount of equity held at the end of December 2010
- 19) Total amount of non-current liabilities at the end of December 2010
- 20) Total amount of current liabilities at the end of December 2010
- 21) Total amount of revenues and expenses during 2010, under "Accrual basis accounting" which records revenues and related expenses during 2010.

14. Tabulation and Data Processing

- 1) Preliminary Results

The data of the Establishment Lists and Summary Sheets were checked and tapped in the computer in NIS, and were tabulated as the Preliminary Results.

2) Final Results

- a) Manual editing and coding work was done at NIS by province one after the other immediately after NIS received the Census Forms and related documents and kept them systematically in the storage in NIS building.
- b) Data entry was done manually at NIS by province one after the other followed by computer editing, and clean data were produced.

3) Analysis of the Results

The results were analyzed from various viewpoints.

4) Census Atlas

Statistical maps for the whole country and for each province were drawn.

5) Directory of Establishments

An ACCESS database containing establishments, entities, administrative area codes, etc. was constructed as the sampling frame for various economic sample surveys, and for other various uses.

15. Dissemination

The results of the Census were released through various media such as publications, CD, Internet on the following schedule.

- 1) Preliminary results were released on 8 August 2011
- 2) Final Results were released in March 2012
- 3) National and Provincial Profiles will be released in March 2013
- 4) Results of analysis will be released in March 2013
- 5) Census Atlas was published in November 2012
- 6) Use of Directory of Establishments will be released in March 2013.

16. Statistical Tables Produced

The following statistics were produced by national, province, district, commune and village:

- 1) Distributional statistics cross-tabulated for various topics
- 2) Average number of persons engaged per establishment, average amount of sales, expenses etc. per entity or enterprise classified for selected topics.

17. Safekeeping of the Census Forms and Other Related Documents

The Census Forms and other related documents were kept in an appropriate way at every stage of enumerators, supervisors, local government offices and NIS so that the Statistics Law, Article 22 may not be violated.

18. Mapping

Village Boundary Maps were drawn on the basis of Village Maps of 2008 Population Census in order to instruct enumeration areas to enumerators. Villages with a large number of establishments were divided into Enumeration Areas. The Enumeration Area Maps were drawn in order to instruct enumeration area to enumerators.

19. Pretest and Pilot Surveys

1) Pretest

- a) A pretest was carried out in around 15 Villages in Phnom Penh City as of 15 December 2009 for two weeks.

- b) The pretest aimed to test form-designing, enumeration methods, instructions to be included in the enumerators' manual and so on, and the results were utilized for making appropriate plans for the 2011 Economic Census.

2) Pilot Survey

- a) A survey was carried out as of 1st March 2010 (one year before the Census date) during one month of March 2010 in around 200 Villages/Enumeration Areas selected based on sampling theory from among all provinces.
- b) In addition to this, all large-scaled establishments with 100 persons engaged and more were enumerated.
- c) The Pilot Survey aimed:
 - (a) to test the final draft of the Census Form and other documents;
 - (b) to test work procedures of every stage of enumerators, supervisors, local government offices and NIS;
 - (c) to test tabulation methods to be adopted, and
 - (d) to gain statistical data on large-scaled enterprises and others.
- d) The results were released in October 2010.

20. Post-census stage Work

- 1) A Post Enumeration Survey was carried out in July 2011 in 60 Villages/Enumeration Areas based on sampling theory in order to analyze coverage errors and content errors of the Census.
- 2) The Cambodia Inter-censal Economic Survey (CIES) is planned to be carried out in March 2014 on the basis of the Directory of Establishments constructed from the Census data in order to provide updated statistics on economic activities of establishments and enterprises of the country, and to maintain capability of conducting economic censuses and surveys.

Explanation of Terms

Numbers in parentheses are those of related questions in the Census Form.

Establishment

An establishment refers to a unit of the place where economic activities are performed and fulfill the following conditions in principle:

- (1) An establishment is a unit of place which occupies a certain space (1 plot) and in which economic activities are performed under a single management.
- (2) An establishment has (a) person(s) engaged and equipment, and produces and/or sells goods, or provides services on a continuous basis.

Entity

An entity is a generic name to express a single unit establishment (**Single unit Entity**) or a group of establishments which consists of a head office in Cambodia and its branch offices within or outside Cambodia (**Multi-unit Entity**).

Enterprise

An enterprise is a single unit establishment or a group of establishments whose Ownership of Establishment (Legal Status; Q5) is one of the following categories:

3. General Partnership, 4. Limited Partnership, 5. Private Limited Company, 6. Public Limited Company or 7. Subsidiary of a Foreign Company.

Single unit Enterprise and **Multi-unit Enterprise** are defined in a similar way as for the entity.

Sex of Representative of Establishment (Q3-1)

A person who actually manages its activities; not always its owner.

Nationality of Owner of Establishment (Q3-2)

The owner of an establishment is a person who owns it.

In case of joint ownership, the nationality of the largest shareholder prevails; in case of equal shares between a Cambodian and a foreigner, the nationality is set to be Cambodian.

Whether Registered or not at Ministry of Commerce or Provincial Department of Commerce (Q4-1): Self-explanatory; based on the Law on Commercial Rules and Register.

Ministries or Agencies regarding Official License or Approval for the Business Operation of this Establishment (Q4-2): Self-explanatory

Ownership of Establishment (Legal Status; Q5)

1. Individual proprietor (with no registration)

This refers to individual proprietors other than “Sole proprietor” shown below.

2. Sole Proprietor (with registration)

This refers to an individual proprietor who has been registered at the Ministry of Commerce or Provincial Departments of Commerce in accordance with the Law on Taxation (or the Law on Commercial Rules and Register).

3. General Partnership

This refers to an economic organization which is operated under a contract between two or more persons to combine their property, knowledge or activities in common to carry on business with a view to pursue profits as prescribed in Article 8 of the Law on Commercial Enterprise.

4. Limited Partnership

This refers to an economic organization which is operated under a contract between one or more general partners who are authorized to administer and bind the partnership, as well as one or more limited partners who are bound to contribute capital to the partnership as prescribed in Article 64 of the Law on Commercial Enterprise.

5. Private Limited Company

This is a form of a limited company that meets basically the following requirements as prescribed in Article 85 of the Law on Commercial Enterprise:

- a. The company has 2 to 30 shareholders. However, one person may form a company called a single member private limited company.
- b. The company may not offer its shares or other securities to the public generally, but may offer them to shareholders, family members and managers.

6. Public Limited Company

This is a form of a limited company that is authorized to issue securities to the public by the Law on Commercial Enterprise as prescribed in Article 87.

7. Subsidiary of a Foreign Company

- a. This is a company that is incorporated by a foreign company in the Kingdom of Cambodia with at least fifty-one (51) percent of its capital held by the foreign company.
- b. In addition, a subsidiary of a foreign company may be incorporated in the form of partnership or limited company.
- c. A subsidiary has a legal personality separate from its principal from the date of registration pursuant to the law on Commercial rules and Register.
- d. A subsidiary may regularly carry on business in the same way as local companies except for any acts that are prohibited for natural or legal foreign persons.
- e. These are prescribed in Articles 283 and 286 of the Law on Commercial Enterprise.

8. Branch of a Foreign Company

- a. This is a branch office of a foreign company. The name should consist of the name of the company and "Branch".
- b. The branch may perform not only the following activities but also regularly buy, sell or provide goods and services and engage in manufacturing, processing and construction in the same way as local companies except for those prohibited for natural or legal foreign persons as prescribed in Articles 278 and 282 of the Law on Commercial Enterprise.
 - a) Contact customers for the purpose of introducing customers to its principals;
 - b) Research commercial information and provide the information to its principal office;
 - c) Conduct market research;
 - d) Market goods at trade fairs, and exhibit samples and goods in its office or at trade fairs, etc.;
 - e) Purchase and keep a quantity of goods for the purpose of trade fairs;
 - f) Rent an office and employ local staff;
 - g) Enter into contracts with local customers on behalf of its principal.

9. Commercial Representative Office of a Foreign Company

- a. This category includes "Commercial relations offices" of foreign companies.
- b. The name should consist of the name of the foreign company and such a term as "Commercial Representative Office" or "Commercial Relations Office".
- c. This office performs the following activities in the Kingdom of Cambodia, but may not regularly buy, sell or provide goods or services, or engage in manufacturing, processing or construction as prescribed Articles 274 and 277 of the Law on Commercial Enterprise:
 - a) Contact customers for the purpose of introducing customers to its principal;
 - b) Research commercial information and provide the information to its principal office;
 - c) Conduct market research;
 - d) Market goods at trade fairs, and exhibit samples and goods in its office or at trade fairs, etc.;
 - e) Purchase and keep a quantity of goods for the purpose of trade fairs;
 - f) Rent an

office and employ local staff; g) Enter into contracts with local customers on behalf of its principal.

10. Cooperative

This is a non-profit making business organization owned and operated by a group of individuals for their mutual benefit. It may also be defined as a business owned and controlled equally by the people who use its services or who work for it.

11. State-owned Organization

(1) Public corporation owned and operated by the central government including financial institutions like the National Bank of Cambodia and all other State-controlled institutions such as CAMINTEL, Cambodian Pharmaceutical Company, Electricite du Cambodge, State rubber plantations, State construction enterprises, State fishery enterprises, State printing house, State utilities, State courier and mail enterprises, national hospitals, national schools, etc.

(2) Such organizations as autonomy-owned organizations or local government-owned organizations whose fund is shared by the state are included in this category.

(3) Public corporations such as provincial hospitals, district schools and so on which are owned and operated by local governments.

12. NGO (Non-governmental Organization)

This is a non-profit making business organization other than “10. Cooperative”, “11. State-owned organizations”.

This category includes all Cambodian and foreign NGOs providing goods and services free or at a nominal fee that are not controlled and financed by the government. Also included are trade unions, professional associations, political parties, charities, pagodas and other religious institutions, and aid organizations financed by voluntary transfer.

13. Others

Whether Single unit, Head or Branch office (Q6)

1. Single unit

This refers to a single establishment which has no head office or branch office under the same management in different places.

2. Head office

This refers to an establishment which controls all branch offices under the same management in other places.

3. Branch office

This refers to an establishment under supervision of the head office located in a different place.

Tenure of Business Place (Q7-1)

In accordance with the situation in which the establishment owns, rents or uses the business place with approval from an authority or another organization etc.

Kind of Business Place (Q7-2)

1. Street business

An establishment such as a stall, a booth etc. that runs at a fixed location on the sidewalk or the roadside, or around but outside a market.

2. Home business

An establishment that runs in a part of the residence where the owner resides actually.

3. Business in apartment building

An establishment that runs in a part of an apartment building, but the business place and the owner's residence are separate.

4. Business in traditional market

An establishment that runs in a corner or a block inside a so-called market, regardless of having an approval or a license from the superintendent of the market.

5. Business in modern shopping mall

A business that runs in a shopping mall of high-rise building where a number of establishments are operating

6. Business that is occupying exclusively one block or one building

A factory, a bank, a hospital, a school, a pagoda etc. occupying a block or a building.

7. Others

Shops, restaurants, massage rooms etc. under separate management in a premise or building of a hotel, factory or university etc.

Area of Business Place (Q7-3): Self-explanatory

Business Hours (Q8-1, 2)

This refers to the time when the business is opened and closed daily.

Type of Business Hours

1. Morning operation from 0am to 12am:
Is opened and closed between 0am to 12am; no matter how short the duration is
2. Afternoon operation from 0pm to 6pm:
Is opened and closed between 0pm to 6pm; no matter how short the duration is
3. Full day operation from 2am to 12pm: Is opened between 2am and noon, and closed between noon and 12pm; should be 8 hours or longer
4. Evening operation from 2pm to 12pm: Is opened between 2pm and 12pm, and closed between 6pm and 12pm; no matter how short the duration is
5. Night operation from 3pm to 3am: Is opened between 3pm and 12pm and closed between 0am and 3am; no matter how short the duration is
6. 24-hour operation: Is open 24 hours; never closed
7. Others

Year of Starting the Business (Q-9): Self-explanatory

Number of Persons Engaged (Q10)

Number of persons engaged in the establishment during one week before 1st March 2012. If the number changes daily, the average was taken.

Included are all the persons who are hired by this establishment and earn salaries or wages even if dispatched to other establishments.

Excluded are those persons who are dispatched from other establishments to work in this establishment. In case of a head office, persons engaged in branch offices are excluded.

Individual proprietors or sole proprietors themselves are counted as persons engaged, but chairmen or executives who are in a position of employing the workers are excluded.

(1) Self-employed Proprietors (Individual Proprietors) or Sole Proprietors (Q10-A1)

The individual proprietor or sole proprietor, and the chief or director etc. who actually manages and owns the establishment concerned.

(2) Unpaid Family Workers (Q10-A2)

This refers to a person who is a family member of the owner and helps the business of the establishment under no payment contract.

(3) Regular Employees (Q10-A3)

This refers to those who are employed on a continuous basis with more than one month period.

(4) Other Employees than Regular Employees (Q10-A4) : Self-explanatory

(5) Voluntarily-engaged Persons (Q10-B)

This refers to persons engaged voluntarily in the establishment without any employment contract, and without any reward for work such as wage or salary. They include monks, clergymen, nuns, sisters and so on. They may receive a reward or a gratuity.

Number of Entire Persons Engaged: (Q10-A1+Q10-A2+Q10-A4) in the head office plus Q13 which is the number of the entire regular employees.

Number of Entire Employees: Q10-A4 in the head office plus Q13 which is the number of the entire regular employees.

Kind of Main Business Activities (Q11)

In case of plural activities, it is the main activity in terms of value added or manpower inputted.

In case of Head office, activities of its branch offices are not taken into account.

Number of Branch Offices (Q12)

Total number of branch offices that the head office supervises.

Warehouses or dormitories where the employees of the entity are stationed are included.

Number of Entire Regular Employees (Q13)

Total number of regular employees who are engaged both in the head office and in the branch office(s) at the end of December of 2010.

Kind of Main Business Activities of the Entire Entity (Q14-1)

In case of plural activities, it is the main activity in terms of value added or manpower inputted.

Kind of Second Main Business Activities of the Entire Entity (Q14-2)

The second main activity is determined in terms of the second largest value added or the second largest manpower inputted.

Whether or not Keeping Balance Sheet or Income Statement (Q15): Self-Explanatory

The information is obtained from single unit establishments (single unit entities) and head offices of multi-unit entities.

Number of Working Days in February 2011 (Q16-3)

Number of days the establishment opens for its business in February 2011.

The information is obtained from entities not having Balance Sheet or Income Statement.

Annual Sales, Expenses, and Profit and Loss (Q16 and 21)

The information is obtained from single unit establishments (single unit entities) and head offices of multi-unit entities.

Annual Sales (Q16 and 21)

(1) For entities having Balance Sheet or Income Statement:

The amount is for 2010, and is the sum of operating revenues (Q21-1) and other revenues (Q21-3) in the Census Form.

(2) For entities not having Balance Sheet or Income Statement:

The amount is estimated from a daily or monthly figure in February 2011, that is, the month preceding the Census month immediately, or the most recent month. The estimation method is multiplying the daily figure by 365 days or the monthly figure by 12 months, depending on the response to the Census Form. The daily figure is the response answered as “per day” in Q16-1 (sales), while the monthly figure is the one answered as “per month”.

Annual Expenses (Q16 and 21)

(1) For entities having Balance Sheet or Income Statement:

The amount is for 2010, and is the sum of operating costs (Q21-2), operating expenses (Q21-4), interest expenses paid to residents (Q21-5), interest expenses paid to non-residents (Q21-6), and profit tax (Q21-7) in the Census Form.

(2) For entities not having Balance Sheet or Income Statement:

The amount is estimated from a daily or monthly figure in February 2011, that is, the month preceding the Census month immediately, or the most recent month. The estimation method is multiplying the daily figure by 365 days or the monthly figure by 12 months depending on the response to the Census Form. The daily figure is the response answered as “per day” in Q16-2 (expenses), while the monthly figure is the one answered as “per month”.

Annual Employee’s Salaries and Wages (Q16 and 21)

(1) For entities having Balance Sheet or Income Statement:

The amount is for 2010, and is the response to Q21-4-1(employee’s salaries and wages) in the Census Form.

However, Q21-4-1 excludes salaries and wages for managers and workers in the production section. Those salaries and wages are included in Q21-2-1.

(2) For entities not having Balance Sheet or Income Statement: The above description for “Annual Expenses” applies with Q16-2 (expenses) being replaced with Q16-2-1(employee’s salaries and wages).

Annual Profit and Loss

Annual Profit and Loss = Annual Sales - Annual Expenses

Ratio of Labor Costs to Sales

Ratio of Labor Cost = Annual Salaries and Wages / Annual Sales × 100;

Gross Margin

The gross margin is the difference between operating revenue (Q21-1) and operating costs (Q21-2).

Non-current Assets (Fixed Assets; Q17-1)

Total amount of the following items at the end of December 2010:

1) Freehold land, 2) Improvement and preparation of land, 3) Freehold building, 4) Freehold building on leasehold land, 5) Non-current assets in progress, 6) Plants and equipment, 7) Goodwill, 8) Preliminary formation expenses, 9) Leasehold assets and lease premiums, 10) Investment in other enterprises, 11) Other fixed assets.

Current Assets (Q17-2)

Sum of sock of raw materials and supplies, goods in storage for sale, stock of finished goods, and products in progress, plus the following items at the end of December 2010:

1) Trade debtors accounts receivable, 2) Other accounts receivable, 3) Prepaid expenses, 4) Cash on hand and at bank, 5) Prepayment of profit tax credit, 6) Value added tax credit, 7) Other taxes credit, 8) Other current assets, 9) Differences arising from exchanging currency

Equity (Q18)

Total amount of the following items held at the end of December 2010:

1) Capital/share capital, 2) Share premium, 3)Legal capital reserved, 4)Reserves revaluation surplus of assets, 5) Other reserved capital, 6) Profit and loss brought forward, and 7) that for the period

Non-current Liabilities (Q19)

Total amount of the following items at the end of December 2010:

1) Loan from related parties, 2) Loan from banks and other external parties, 3) Provision for charges and contingencies, 4) Other long-term liabilities.

Current Liabilities (Q20)

Total amount of the following items at the end of December 2010:

1) Bank overdraft, 2) Short-term borrowing-current portion of interest bearing borrowing, 3) Account payable to related parties, 4) Other accounts payable, 5) Unearned revenue, accrual and other current liabilities, 6) Provision for charges and contingencies, 7) Profit tax payable, 8) Other taxes payable, 9) Differences arising from currency exchange in liabilities.

Revenues and Expenses in a year 2010 under “Accrual basis accounting” (Q21)

Operating Revenues (Q21-1):

1) Sales of manufactured products, 2) Sales of goods, 3) Sales/provision of services.

Operating Costs (Q21-2): 1) Costs of products sold of production enterprises, 2) Costs of goods sold of non-production enterprises, 3) Costs of services provided.

Other Revenues (Q21-3): 1) Subsidy/grant, 2) Dividend received or receivable, 3) Interest received or receivable, 4) Royalty received or receivable, 5) Rental received or receivable, 6) Gain from disposal of fixed assets (capital gained), 7) Gain from disposal of securities, 8) Share of profit from joint venture, 9) Realized exchange gain, 10) Unrealized exchange gain, 11) Other revenues.

Operating Expenses (Q21-4): 1) Salaries and wages, 2) Fuel, gas, electricity and water expenses, 3) Travelling and accommodation expenses, 4) Transportation expenses, 5) Rents, 6) Repair and maintenance expenses, 7) Entertainment expenses, 8) Commission, advertising, and selling expenses, 9) Other tax expenses, 10) Donation expenses, 11) Management, consultant, other technical, and other similar services expenses, 12) Royalty expenses, 13) Bad debts written off expenses, 14) Amortization/depletion and depreciation expenses, 15) Increase/decrease in provisions, 16) Loss on disposal of fixed assets, 17) Realized exchange loss, 18) Unrealized exchange loss, 19) Other expenses.

Expenses incurred in the production section are not included in the above listed items if any, but included in Q21-2-1.

Interest Expenses paid to residents (Q21-5) : Self-Explanatory

Interest Expenses paid to non-residents (Q21-6) : Self-Explanatory

Profit Tax (Q21-7) : Self-Explanatory

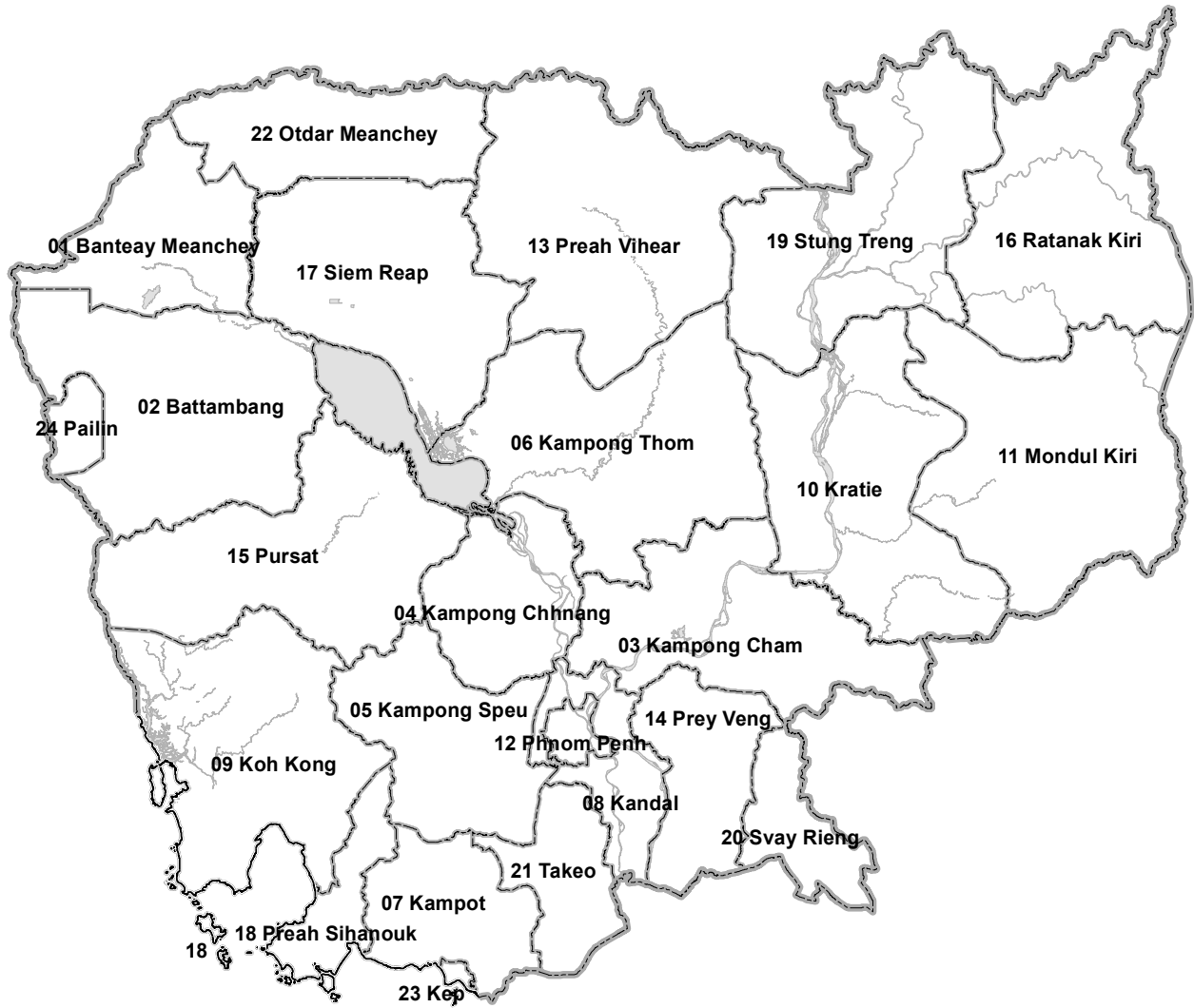
Industrial classification of establishments/entities (Q11/ Q14)

The main industry of an establishment is determined based on the kind of its main business activities. Basically, the industrial classification is based on United Nations ISIC Rev.4 (International Standard Industrial Classification, Revision 4).

The main industry of an entity is determined based on the kind of its main economic activities basically according to ISIC Rev.4.

The second main industry of an entity is determined based on the kind of its second main economic activities basically according to ISIC Rev.4.

Index Map : Provinces in Cambodia

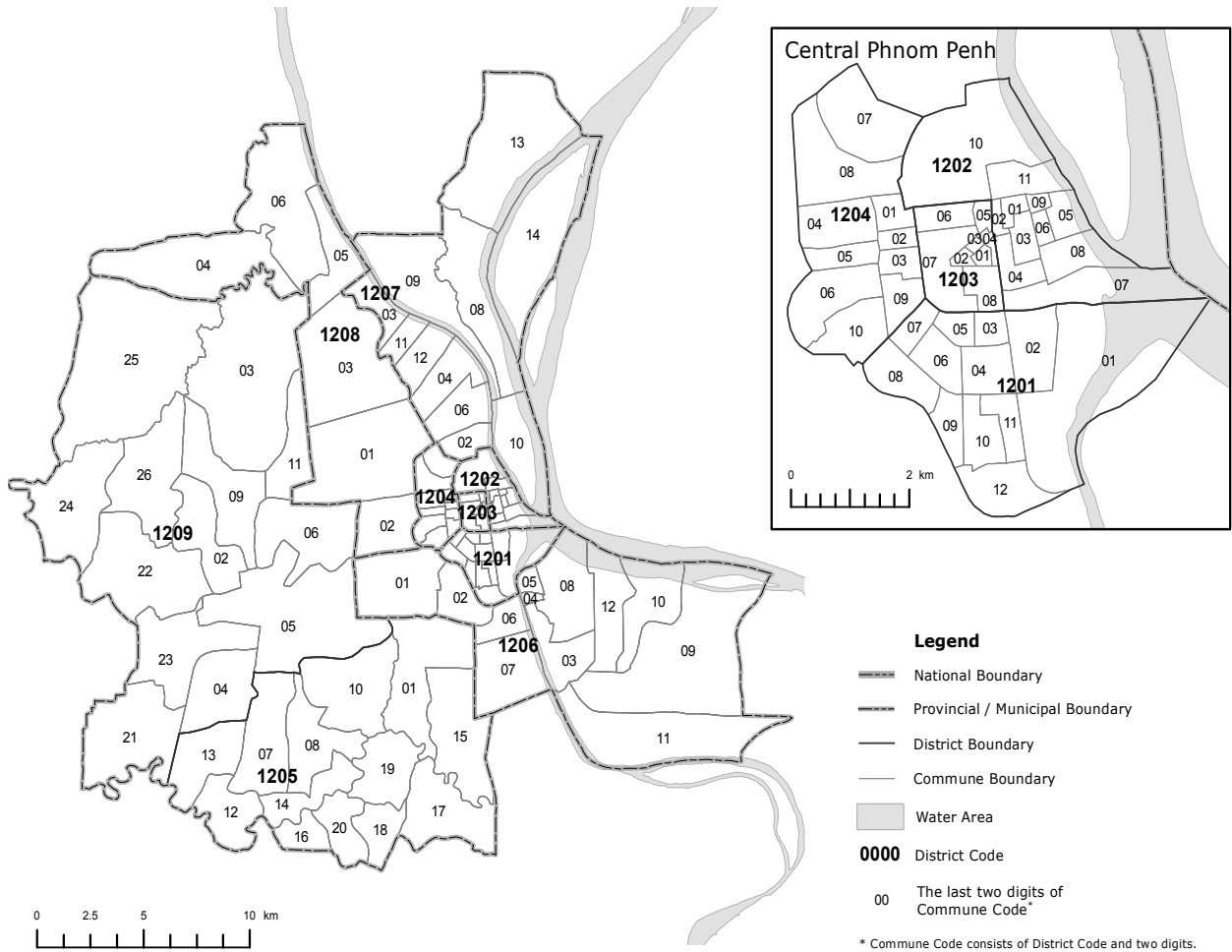


Legend

- National Boundary
- Provincial / Municipal Boundary
- Coast Line
- Water Area
- 00 Provincial / Municipal Code

* Codes and boundaries are as of 18 May 2011.

Map P12. Administrative Areas in *Phnom Penh* Municipality by District and Commune



Code of Province / Municipality, District, and Commune

12 PHNOM PENH

1201 Chamkar Mon

| | |
|--------|------------------------|
| 120101 | Tonle Basak |
| 120102 | Boeng Keng Kang Muoy |
| 120103 | Boeng Keng Kang Pir |
| 120104 | Boeng Keng Kang Bei |
| 120105 | Oulampik |
| 120106 | Tuol Svay Prey Ti Muoy |
| 120107 | Tuol Svay Prey Ti Pir |
| 120108 | Tumnob Tuek |
| 120109 | Tuol Tumpung Ti Pir |
| 120110 | Tuol Tumpung Ti Muoy |
| 120111 | Boeng Trabaek |
| 120112 | Phsar Daeum Thkov |

1202 Doun Penh

| | |
|--------|----------------------|
| 120201 | Phsar Thmei Ti Muoy |
| 120202 | Phsar Thmei Ti Pir |
| 120203 | Phsar Thmei Ti Bei |
| 120204 | Boeng Reang |
| 120205 | Phsar Kandal Ti Muoy |
| 120206 | Phsar Kandal Ti Pir |
| 120207 | Chakto Mukh |
| 120208 | Chey Chummeah |
| 120209 | Phsar Chas |
| 120210 | Srah Chak |
| 120211 | Voat Phnum |

1203 Prampir Meakkakra

| | |
|--------|--------------------|
| 120301 | Ou Ruessei Ti Muoy |
| 120302 | Ou Ruessei Ti Pir |
| 120303 | Ou Ruessei Ti Bei |
| 120304 | Ou Ruessei Ti Buon |
| 120305 | Monourom |
| 120306 | Mittakpheap |
| 120307 | Veal Vong |
| 120308 | Boeng Proluet |

1204 Tuol Kouk

| | |
|--------|---------------------|
| 120401 | Phsar Depou Ti Muoy |
| 120402 | Phsar Depou Ti Pir |
| 120403 | Phsar Depou Ti Bei |
| 120404 | Tuek L'ak Ti Muoy |
| 120405 | Tuek L'ak Ti Pir |
| 120406 | Tuek L'ak Ti Bei |
| 120407 | Boeng Kak Ti Muoy |
| 120408 | Boeng Kak Ti Pir |
| 120409 | Phsar Daeum Kor |
| 120410 | Boeng Salang |

1205 Dangkao

| | |
|--------|----------------|
| 120501 | Dangkao |
| 120507 | Pong Tuek |
| 120508 | Prey Veang |
| 120510 | Prey Sa |
| 120512 | Krang Pongro |
| 120513 | Prateah Lang |
| 120514 | Sak Sampov |
| 120515 | Cheung Aek |
| 120516 | Kong Noy |
| 120517 | Preaek Kampues |
| 120518 | Roluos |
| 120519 | Spean Thma |
| 120520 | Tien |

1206 Mean Chey

| | |
|--------|----------------------|
| 120601 | Stueng Meanchey |
| 120602 | Boeng Tumpun |
| 120603 | Preaek Pra |
| 120604 | Chhbar Ampov Ti Muoy |
| 120605 | Chhbar Ampov Ti Pir |
| 120606 | Chak Angrae Leu |
| 120607 | Chak Angrae Kraom |
| 120608 | Nirouth |
| 120609 | Kbal Kaoh |
| 120610 | Preaek Aeng |
| 120611 | Preaek Thmei |
| 120612 | Veal Sbov |

1207 Ruessei Kaev

| | |
|--------|-------------------------|
| 120702 | Tuol Sangkae |
| 120703 | Svay Pak |
| 120704 | Kilomaetr Lekh Prammuoy |
| 120706 | Ruessei Kaev |
| 120708 | Preaek Lieb |
| 120709 | Preaek Ta Sek |
| 120710 | Chrouy Changvar |
| 120711 | Chrang Chamreh Ti Muoy |
| 120712 | Chrang Chamreh Ti Pir |
| 120713 | Bak Kaeng |
| 120714 | Kaoh Dach |

1208 Sen Sok

| | |
|--------|------------------|
| 120801 | Phnom Penh Thmei |
| 120802 | Tuek Thla |
| 120803 | Khmuonh |
| 120804 | Ponhea Pon |
| 120805 | Preaek Phnov |
| 120806 | Samraong |

1209 Pou Senchey

| | |
|--------|---------------------|
| 120902 | Trapeang Krasang |
| 120903 | Kouk Roka |
| 120904 | Phleung Chheh Roteh |
| 120905 | Chaom Chau |
| 120906 | Kakab |
| 120909 | Samraong Kraom |
| 120911 | Krang Thnong |
| 120921 | Boeng Thum |
| 120922 | Kamboul |
| 120923 | Kantaok |
| 120924 | Ovlaok |
| 120925 | Ponsang |
| 120926 | Snaor |

* Codes and boundaries are as of 18 May 2011.

Figures at a Glance for Cambodia

| | |
|--|-----------|
| Number of Provinces ¹⁾ including 1 Municipality | 24 |
| Number of Districts ¹⁾ including 9 Khans and 26 Cities | 194 |
| Number of Communes ¹⁾ including 204 Sangkats | 1,621 |
| Number of Villages ^{1), 2)} | 14,041 |
| Number of Establishments | 505,134 |
| 5 persons engaged and over | 39,496 |
| 10 persons engaged and over | 13,135 |
| 100 persons engaged and over | 786 |
| 1,000 persons engaged and over | 119 |
| One person engaged (%) | 44.0 |
| Two persons engaged | 34.9 |
| Female Representative (%) | 65.1 |
| Cambodian Owner (%) | 98.9 |
| Tenure of Business Place (%) | |
| Owned | 68.7 |
| Rented | 24.1 |
| Kind of Business Place (%) | |
| Home Business | 64.7 |
| Street Business | 8.3 |
| Area of Business Place (%) | |
| Less than 10m ² | 52.5 |
| 100m ² and over | 7.2 |
| Number of Persons Engaged | 1,673,390 |
| Male | 649,358 |
| Female | 1,024,032 |
| Number of Persons Engaged per Establishment | 3.3 |

| | |
|---|------------|
| Number of Establishments per km ² | 2.8 |
| Area in 2010 (km ²) ³⁾ | 181,035 |
| Number of Establishments per 1,000 Persons | 34.8 |
| Projected Population in 2011 ⁴⁾ | 14,521,275 |
| Population per Establishment | 28.7 |
| Number of Establishments per 1,000 Households | 163.2 |
| Estimated Number of Households in 2011 ⁴⁾ | 3,095,242 |
| Number of Households per Establishment | 6.1 |
| Number of New Establishments ⁵⁾ | 182,439 |
| Number of Entities | 496,355 |
| Number of Enterprises | 1,008 |
| Annual Sales (million USD) | 12,678 |
| Annual Sales per Entity (USD) ⁶⁾ | 25,548 |
| Annual Expenses (million USD) | 10,979 |
| Annual Expenses per Entity (USD) ⁷⁾ | 22,125 |
| Annual Profit and Loss (million USD) | 1,699 |
| Annual Profit and Loss per Entity (USD) ⁸⁾ | 3,440 |

1) The final results herein are based on the new administrative areas promulgated on 5 November 2010. In addition, a change on 18 May 2011 in Phnom Penh also is reflected: Dangkao District (05) was divided into Dangkao District (05) and Pou Senchey District (09).

2) The number of villages is based on the 2011 Economic Census enumeration. Villages where have at least one establishment are counted, that is, if there is no establishment in a village, the village is not counted.

3) Area includes area of Tonle Sap Lake (3,000km²).

4) Population and the number of households in March 2011 are estimated from the final results of General Population Census of Cambodia 2008.

5) "New Establishments" means establishments which started business between 1 January 2009 and 1 March 2011.

6) Excludes entities whose amount of sales is zero or "Not reported".

7) Excludes entities whose amount of expenses is zero or "Not reported".

8) Excludes entities whose amount of sales or expenses is zero or "Not reported".

Figures at a Glance for Phnom Penh Municipality

| | |
|--|-----------|
| Number of Districts ¹⁾ | 9 |
| Number of Communes ¹⁾ including Sangkats | 96 |
| Number of Villages ^{1), 2)} | 891 |
| Number of Establishments | 95,848 |
| 5 persons engaged and over | 12,762 |
| 10 persons engaged and over | 4,778 |
| 100 persons engaged and over | 470 |
| 1,000 persons engaged and over | 72 |
| One person engaged (%) | 46.0 |
| Two persons engaged | 26.3 |
| Female representative (%) | 68.9 |
| Cambodian owner (%) | 97.6 |
| Tenure of business place (%) | |
| Owned | 46.0 |
| Rented | 48.4 |
| Area of business place (%) | |
| Less than 10m ² | 56.8 |
| 100m ² and over | 6.5 |
| Number of Persons Engaged | 556,865 |
| Male | 186,129 |
| Female | 370,736 |
| Number of Persons Engaged per Establishment | 5.8 |
| Number of Establishments per km ² | 159.0 |
| Area in 2010 (km ²) | 603 |
| Number of Establishments per 1,000 Persons | 54.9 |
| Projected Population in 2011 ³⁾ | 1,744,901 |
| Population per Establishment | 18.2 |

| | |
|---|---------|
| Number of Establishments per 1,000 Households | 274.7 |
| Estimated Number of Households in 2011 ³⁾ | 348,980 |
| Number of Households per Establishment | 3.6 |
| Number of New Establishments ⁴⁾ | 38,257 |
| Number of Establishments of Street Business ⁵⁾ | 11,118 |
| Annual Sales (million USD) | 7,027 |
| Annual Expenses (million USD) | 6,303 |
| Annual Profit and Loss (million USD) | 724 |

1) The final results herein are based on the new administrative areas promulgated on 5 November 2010. In addition, a change on 18 May 2011 in Phnom Penh also is reflected: Dangkao District (05) was divided into Dangkao District (05) and Pou Senchey District (09).

2) The number of villages in the above list is based on the 2011 Economic Census enumeration. Villages which have at least one establishment are counted, that is, if there is no establishment in a village, the village is not counted in the above list.

3) Population and the number of households in March 2011 are estimated from the final results of General Population Census of Cambodia 2008.

4) "New" means new establishments which started business between 1 January 2009 and 1 March 2011.

5) Street business refers to a business such as stall, booth, etc. that runs at the fixed location on the sidewalk or the roadside.

INTRODUCTION

Municipality of Phnom Penh is the capital of the Kingdom of Cambodia and governed with an equal status to provinces. It is located in the south-central part of the Kingdom and is surrounded perfectly by Kandal Province. It is situated on the banks of the rivers of the Tonle Sap, Mekong, and Bassac. The city of Phnom Penh is located at 11 degrees and 35 minutes of north latitude and 104 degrees and 55 minutes of east longitude.

In the Census, various items to be explored for formulating and implementing the policies and the programs relevant to national and local development were enumerated and tabulated. Many items of those, such as “Head office”, “In traditional market”, “In modern shopping mall”, “Professional, scientific and technical activities” and “Establishments with 100 or more persons engaged” indicated the greatest position in Phnom Penh among the twenty-four provinces of Cambodia in terms of number of establishments, number of persons engaged, amount of annual sales and amount of annual expenses.

According to the results of the 2011 Economic Census, the total number of establishments of Municipality of Phnom Penh indicated 95,848, while the total number of persons engaged marked 556,865 persons. It accounts for 19.0% of the total number of establishments (505,134 establishments) and for 33.3% of the total number of persons engaged in the Kingdom of Cambodia (1,673,390 persons). This means that Phnom Penh’s share of persons engaged which may contribute directly to the production of goods and services is considerably larger than that of its population (11.2%). In other words, it can be said that the degree of concentration on the Municipality is greater in terms of economic activities than in population.

Furthermore, the results of the 2011 Economic Census disclosed that the total amount of annual sales in Phnom Penh presented 7,027 million US dollars, while that of annual expenses in the Municipality indicated 6,303 million US dollars. The former accounted for 55.4% of the total amount of annual sales, while the latter for 57.4% of the total amount of annual expenses in the Kingdom. Roughly speaking, in Phnom Penh the population occupying about 11.2% of the national population produced more than half of the economic outputs of the national economy which was covered in the Economic Census.

The following tables provide Phnom Penh’s positions among twenty-four provinces by various indicators derived mainly from the results of 2011 Economic Census.

Phnom Penh Municipality's Position among 24 Provinces (1/4)

| Degree of concentration in the province | Phnom Penh Municipality | | The highest province | |
|--|---------------------------|-----------------------------|----------------------|-----------------------|
| | Value of the Province (%) | Rank among the 24 provinces | The highest province | The highest value (%) |
| Population as of 2008 | 11.2 | 2 | 03 Kampong Cham | 12.5 |
| Number of Establishments | | | | |
| In Provincial total | 19.0 | 1 | 12 Phnom Penh | 19.0 |
| With male representative | 16.9 | 1 | 12 Phnom Penh | 16.9 |
| With female representative | 20.1 | 1 | 12 Phnom Penh | 20.1 |
| Classified as "Head office" | 83.2 | 1 | 12 Phnom Penh | 83.2 |
| Classified as "Rented" | 38.1 | 1 | 12 Phnom Penh | 38.1 |
| Classified as "Street business" | 26.6 | 1 | 12 Phnom Penh | 26.6 |
| Classified as "Business in traditional market" | 28.0 | 1 | 12 Phnom Penh | 28.0 |
| Classified as "Business in modern shopping mall" | 86.7 | 1 | 12 Phnom Penh | 86.7 |
| Classified as "Business in one block or one building occupied exclusively" | 10.0 | 2 | 03 Kampong Cham | 11.8 |
| Classified as "Under 5m ² " of area of business place | 25.6 | 1 | 12 Phnom Penh | 25.6 |
| Classified as "200m ² and over" of area of business place | 12.9 | 1 | 12 Phnom Penh | 12.9 |
| Owned by individual proprietor (without registration) | 18.7 | 1 | 12 Phnom Penh | 18.7 |
| Owned by sole proprietor (with registration) | 42.0 | 1 | 12 Phnom Penh | 42.0 |
| Owned by state-owned organization | 3.4 | 15 | 03 Kampong Cham | 11.6 |
| Owned by NGO | 28.7 | 1 | 12 Phnom Penh | 28.7 |
| Started the business for period of 2010 or after | 21.2 | 1 | 12 Phnom Penh | 21.2 |
| Started the business for period of 2005-2009 | 18.8 | 1 | 12 Phnom Penh | 18.8 |
| Started the business for period prior to 1990 | 15.3 | 1 | 12 Phnom Penh | 15.3 |
| Classified as "B. Mining and quarrying" | 10.1 | 3 | 06 Kampong Thom | 13.4 |
| "C. Manufacturing" | 12.2 | 2 | 21 Takeo | 13.8 |
| "D. Electricity, gas, steam & air conditioning supply" | 2.5 | 15 | 03 Kampong Cham | 15.8 |
| "E. Water supply; sewerage, waste management, etc." | 13.7 | 3 | 03 Kampong Cham | 18.0 |
| "F. Construction" | 36.2 | 1 | 12 Phnom Penh | 36.2 |
| "G. Wholesale & retail trade; repair of motor vehicles, etc." | 19.8 | 1 | 12 Phnom Penh | 19.8 |
| "H. Transportation & storage" | 34.6 | 1 | 12 Phnom Penh | 34.6 |
| "I. Accommodation & food service activities" | 21.2 | 1 | 12 Phnom Penh | 21.2 |
| "J. Information & communication" | 28.7 | 1 | 12 Phnom Penh | 28.7 |
| "K. Financial & insurance activities" | 23.0 | 1 | 12 Phnom Penh | 23.0 |
| "L. Real estate activities" | 70.0 | 1 | 12 Phnom Penh | 70.0 |
| "M. Professional, scientific & technical activities" | 41.3 | 1 | 12 Phnom Penh | 41.3 |
| "N. Administrative & support service activities" | 13.7 | 1 | 12 Phnom Penh | 13.7 |
| "P. Education" | 9.2 | 2 | 03 Kampong Cham | 11.0 |
| "Q. Human health & social work activities" | 27.8 | 1 | 12 Phnom Penh | 27.8 |
| "R. Arts, entertainment & recreation" | 24.4 | 1 | 12 Phnom Penh | 24.4 |
| "S. Other service activities" | 23.1 | 1 | 12 Phnom Penh | 23.1 |
| With foreign owner | 41.0 | 1 | 12 Phnom Penh | 41.0 |
| With Chinese owner | 46.7 | 1 | 12 Phnom Penh | 46.7 |
| With Vietnamese owner | 32.7 | 1 | 12 Phnom Penh | 32.7 |

Phnom Penh Municipality's Position among 24 Provinces (2/4)

| Degree of concentration in the province | Phnom Penh Municipality | | The highest province | |
|--|---------------------------|-----------------------------|----------------------|-----------------------|
| | Value of the Province (%) | Rank among the 24 provinces | The highest province | The highest value (%) |
| Number of Persons Engaged | | | | |
| In Provincial total | 33.3 | 1 | 12 Phnom Penh | 33.3 |
| With male representative | 37.5 | 1 | 12 Phnom Penh | 37.5 |
| With female representative | 27.8 | 1 | 12 Phnom Penh | 27.8 |
| Classified as "Head office" | 77.6 | 1 | 12 Phnom Penh | 77.6 |
| Classified as "Rented" | 57.6 | 1 | 12 Phnom Penh | 57.6 |
| Classified as "Street business" | 26.2 | 1 | 12 Phnom Penh | 26.2 |
| Classified as "Business in traditional market" | 29.1 | 1 | 12 Phnom Penh | 29.1 |
| Classified as "Business in modern shopping mall" | 93.7 | 1 | 12 Phnom Penh | 93.7 |
| Classified as "Business in one block or one building occupied exclusively" | 45.9 | 1 | 12 Phnom Penh | 45.9 |
| Classified as "Under 5m ² " of area of business place | 25.1 | 1 | 12 Phnom Penh | 25.1 |
| Classified as "200m ² and over" of area of business place | 48.7 | 1 | 12 Phnom Penh | 48.7 |
| Owned by individual proprietor (without registration) | 21.6 | 1 | 12 Phnom Penh | 21.6 |
| Owned by sole proprietor (with registration) | 58.1 | 1 | 12 Phnom Penh | 58.1 |
| Owned by state-owned organization | 17.7 | 1 | 12 Phnom Penh | 17.7 |
| Owned by NGO | 39.0 | 1 | 12 Phnom Penh | 39.0 |
| Started the business for period of 2010 or after | 33.9 | 1 | 12 Phnom Penh | 33.9 |
| Started the business for period of 2005-2009 | 33.7 | 1 | 12 Phnom Penh | 33.7 |
| Started the business for period prior to 1990 | 19.4 | 1 | 12 Phnom Penh | 19.4 |
| Classified as "B. Mining and quarrying" | 11.4 | 4 | 07 Kampot | 19.8 |
| "C. Manufacturing" | 46.7 | 1 | 12 Phnom Penh | 46.7 |
| "D. Electricity, gas, steam & air conditioning supply" | 21.5 | 1 | 12 Phnom Penh | 21.5 |
| "E. Water supply; sewerage, waste management, etc." | 47.9 | 1 | 12 Phnom Penh | 47.9 |
| "F. Construction." | 53.5 | 1 | 12 Phnom Penh | 53.5 |
| "G. Wholesale & retail trade; repair of motor vehicles, etc." | 23.0 | 1 | 12 Phnom Penh | 23.0 |
| "H. Transportation & storage" | 51.4 | 1 | 12 Phnom Penh | 51.4 |
| "I. Accommodation & food service activities" | 30.5 | 1 | 12 Phnom Penh | 30.5 |
| "J. Information & communication" | 54.7 | 1 | 12 Phnom Penh | 54.7 |
| "K. Financial & insurance activities" | 36.6 | 1 | 12 Phnom Penh | 36.6 |
| "L. Real estate activities" | 73.9 | 1 | 12 Phnom Penh | 73.9 |
| "M. Professional, scientific & technical activities" | 59.6 | 1 | 12 Phnom Penh | 59.6 |
| "N. Administrative & support service activities" | 40.6 | 1 | 12 Phnom Penh | 40.6 |
| "P. Education" | 22.3 | 1 | 12 Phnom Penh | 22.3 |
| "Q. Human health & social work activities" | 37.5 | 1 | 12 Phnom Penh | 37.5 |
| "R. Arts, entertainment & recreation" | 19.0 | 2 | 01 Banteay Meanchey | 28.1 |
| "S. Other service activities" | 34.2 | 1 | 12 Phnom Penh | 34.2 |
| With foreign owner | 60.6 | 1 | 12 Phnom Penh | 60.6 |
| With Chinese owner | 59.6 | 1 | 12 Phnom Penh | 59.6 |
| With Vietnamese owner | 42.8 | 1 | 12 Phnom Penh | 42.8 |
| Annual Sales | 55.4 | 1 | 12 Phnom Penh | 55.4 |
| Annual Expenses | 57.4 | 1 | 12 Phnom Penh | 57.4 |

Phnom Penh Municipality's Position among 24 Provinces (3/4)

| Proportion or ratio of the Province | Phnom Penh Municipality | | The highest province | | National value (%) |
|--|---------------------------|-----------------------------|----------------------|-----------------------|--------------------|
| | Value of the Province (%) | Rank among the 24 provinces | The highest province | The highest value (%) | |
| Proportion or Ratio for Establishments | | | | | |
| Average number of persons engaged per establishment (person) | 5.8 | 1 | 12 Phnom Penh | 5.8 | 3.3 |
| With female representative | 68.9 | 4 | 21 Takeo | 73.0 | 65.1 |
| Classified as "Head office" | 0.3 | 1 | 12 Phnom Penh | 0.3 | 0.1 |
| Classified as "Rented" | 48.4 | 1 | 12 Phnom Penh | 48.4 | 24.1 |
| Classified as "Street business" | 11.6 | 2 | 17 Siem Reap | 13.1 | 8.3 |
| Classified as "Business in traditional market" | 27.2 | 1 | 12 Phnom Penh | 27.2 | 18.4 |
| Classified as "Business in modern shopping mall" | 0.7 | 1 | 12 Phnom Penh | 0.7 | 0.2 |
| Classified as "Business in one block or one building occupied exclusively" | 2.2 | 24 | 11 Mondul Kiri | 8.3 | 4.2 |
| Classified as "Under 5m ² " of area of business place | 35.2 | 1 | 12 Phnom Penh | 35.2 | 26.1 |
| Classified as "200m ² and over" of area of business place | 2.7 | 24 | 11 Mondul Kiri | 7.7 | 4.0 |
| Owned by individual proprietor (without registration) | 92.4 | 16 | 05 Kampong Speu | 96.0 | 93.7 |
| Owned by sole proprietor (with registration) | 5.7 | 2 | 12 Phnom Penh | 5.3 | 2.4 |
| Owned by state-owned organization | 0.3 | 24 | 11 Mondul Kiri | 4.9 | 1.8 |
| Owned by NGO | 0.3 | 7 | 11 Mondul Kiri | 0.9 | 0.2 |
| Started the business for period of 2010 or after | 26.4 | 8 | 16 Ratanak Kiri | 39.2 | 24.0 |
| Started the business for period of 2005-2009 | 40.6 | 16 | 23 Kep | 50.7 | 41.6 |
| Started the business for period prior to 1990 | 4.2 | 11 | 21 Takeo | 10.0 | 5.3 |
| Classified as "B. Mining and quarrying" | 0.0 | 15 | 23 Kep | 0.9 | 0.0 |
| "C. Manufacturing" | 9.1 | 15 | 21 Takeo | 30.9 | 14.1 |
| "D. Electricity, gas, steam & air conditioning supply" | 0.1 | 24 | 14 Prey Veng | 1.7 | 0.9 |
| "E. Water supply; sewerage, waste management, etc." | 0.1 | 10 | 10 Kratie | 0.4 | 0.1 |
| "F. Construction." | 0.1 | 3 | 01 Banteay Meanchey | 0.1 | 0.0 |
| "G. Wholesale & retail trade; repair of motor vehicles, etc." | 60.3 | 9 | 22 Otdar Meanchey | 65.7 | 57.9 |
| "H. Transportation & storage" | 0.6 | 4 | 20 Sway Rieng | 1.0 | 0.3 |
| "I. Accommodation & food service activities" | 15.4 | 8 | 23 Kep | 31.0 | 13.8 |
| "J. Information & communication" | 1.4 | 5 | 11 Mondul Kiri | 2.6 | 0.9 |
| "K. Financial & insurance activities" | 0.9 | 4 | 01 Banteay Meanchey | 2.2 | 0.7 |
| "L. Real estate activities" | 0.1 | 1 | 12 Phnom Penh | 0.1 | 0.0 |
| "M. Professional, scientific & technical activities" | 0.4 | 1 | 12 Phnom Penh | 0.4 | 0.2 |
| "N. Administrative & support service activities" | 0.9 | 16 | 20 Sway Rieng | 2.9 | 1.2 |
| "P. Education" | 0.9 | 24 | 22 Otdar Meanchey | 3.9 | 2.0 |
| "Q. Human health & social work activities" | 1.4 | 2 | 11 Mondul Kiri | 1.7 | 1.0 |
| "R. Arts, entertainment & recreation" | 0.5 | 11 | 09 Koh Kong | 1.1 | 0.4 |
| "S. Other service activities" | 7.9 | 1 | 12 Phnom Penh | 7.9 | 6.5 |
| With foreign owner | 2.4 | 2 | 18 Preah Sihanouk | 2.5 | 1.1 |
| With Chinese owner | 1.0 | 2 | 16 Ratanak Kiri | 1.1 | 0.4 |
| With Vietnamese owner | 0.9 | 5 | 14 Prey Veng | 1.3 | 0.5 |

Phnom Penh Municipality's Position among 24 Provinces (4/4)

| Proportion or ratio of the Province | Phnom Penh Municipality | | The highest province | | National value (%) |
|--|---------------------------|-----------------------------|----------------------|-----------------------|--------------------|
| | Value of the Province (%) | Rank among the 24 provinces | The highest province | The highest value (%) | |
| Proportion or Ratio for Persons Engaged | | | | | |
| Sex ratio of persons engaged (males per 100 females) | 50 | 23 | 13 Preah Vihear | 98 | 63 |
| Sex ratio of representative of establishment (males per 100 females) | 45 | 21 | 13 Preah Vihear | 94 | 54 |
| Classified as "Head office" | 8.0 | 1 | 12 Phnom Penh | 8.0 | 3.4 |
| Classified as "Rented" | 61.1 | 1 | 12 Phnom Penh | 61.6 | 35.5 |
| Classified as "Street business" | 2.9 | 18 | 15 Pursat | 7.1 | 3.8 |
| Classified as "Business in traditional market" | 7.3 | 20 | 19 Stung Treng | 14.8 | 8.4 |
| Classified as "Business in modern shopping mall" | 0.7 | 1 | 12 Phnom Penh | 0.7 | 0.3 |
| Classified as "Business in one block or one building occupied exclusively" | 47.0 | 1 | 12 Phnom Penh | 47.0 | 34.1 |
| Classified as "Under 5m ² " of area of business place | 8.6 | 17 | 06 Kampong Thom | 21.8 | 11.4 |
| Classified as "200m ² and over" of area of business place | 53.7 | 1 | 12 Phnom Penh | 53.7 | 36.7 |
| Owned by individual proprietor (without registration) | 38.0 | 24 | 06 Kampong Thom | 83.6 | 58.4 |
| Owned by sole proprietor (with registration) | 20.8 | 2 | 04 Kampong Chhnang | 21.2 | 11.9 |
| Owned by state-owned organization | 4.0 | 24 | 13 Preah Vihear | 14.1 | 7.6 |
| Owned by NGO | 1.3 | 7 | 17 Siem Reap | 2.8 | 1.1 |
| Started the business for period of 2010 or after | 18.1 | 15 | 16 Ratanak Kiri | 34.4 | 18.0 |
| Started the business for period of 2005-2009 | 40.8 | 12 | 24 Pailin | 50.5 | 40.9 |
| Started the business for period prior to 1990 | 4.2 | 19 | 21 Takeo | 15.4 | 7.3 |
| Classified as "B. Mining and quarrying" | 0.0 | 14 | 11 Mondul Kiri | 4.3 | 0.1 |
| "C. Manufacturing" | 44.5 | 3 | 08 Kandal | 50.7 | 31.7 |
| "D. Electricity, gas, steam & air conditioning supply" | 0.6 | 23 | 14 Prey Veng | 1.6 | 0.9 |
| "E. Water supply; sewerage, waste management, etc." | 0.4 | 3 | 17 Siem Reap | 0.6 | 0.3 |
| "F. Construction." | 0.2 | 5 | 11 Mondul Kiri | 0.5 | 0.1 |
| "G. Wholesale & retail trade; repair of motor vehicles, etc." | 22.9 | 24 | 16 Ratanak Kiri | 52.8 | 33.1 |
| "H. Transportation & storage" | 1.1 | 2 | 18 Preah Sihanouk | 5.5 | 0.7 |
| "I. Accommodation & food service activities" | 10.7 | 16 | 23 Kep | 32.8 | 11.7 |
| "J. Information & communication" | 1.6 | 3 | 19 Stung Treng | 2.2 | 1.0 |
| "K. Financial & insurance activities" | 1.8 | 7 | 01 Banteay Meanchey | 2.3 | 1.7 |
| "L. Real estate activities" | 0.1 | 3 | 18 Preah Sihanouk | 0.3 | 0.1 |
| "M. Professional, scientific & technical activities" | 0.4 | 1 | 12 Phnom Penh | 0.4 | 0.2 |
| "N. Administrative & support service activities" | 2.2 | 6 | 14 Prey Veng | 3.0 | 1.8 |
| "P. Education" | 5.2 | 24 | 07 Kampot | 13.2 | 7.8 |
| "Q. Human health & social work activities" | 2.2 | 10 | 19 Stung Treng | 3.4 | 2.0 |
| "R. Arts, entertainment & recreation" | 1.4 | 10 | 01 Banteay Meanchey | 16.7 | 2.4 |
| "S. Other service activities" | 4.7 | 11 | 02 Battambang | 6.7 | 4.6 |
| With foreign owner | 31.8 | 2 | 08 Kandal | 32.8 | 17.5 |
| With Chinese owner | 20.1 | 2 | 08 Kandal | 26.6 | 11.2 |
| With Vietnamese owner | 0.6 | 7 | 19 Stung Treng | 1.9 | 0.5 |

Chapter 1: Findings from the Results on Phnom Penh Municipality

1-1: Economic Scale

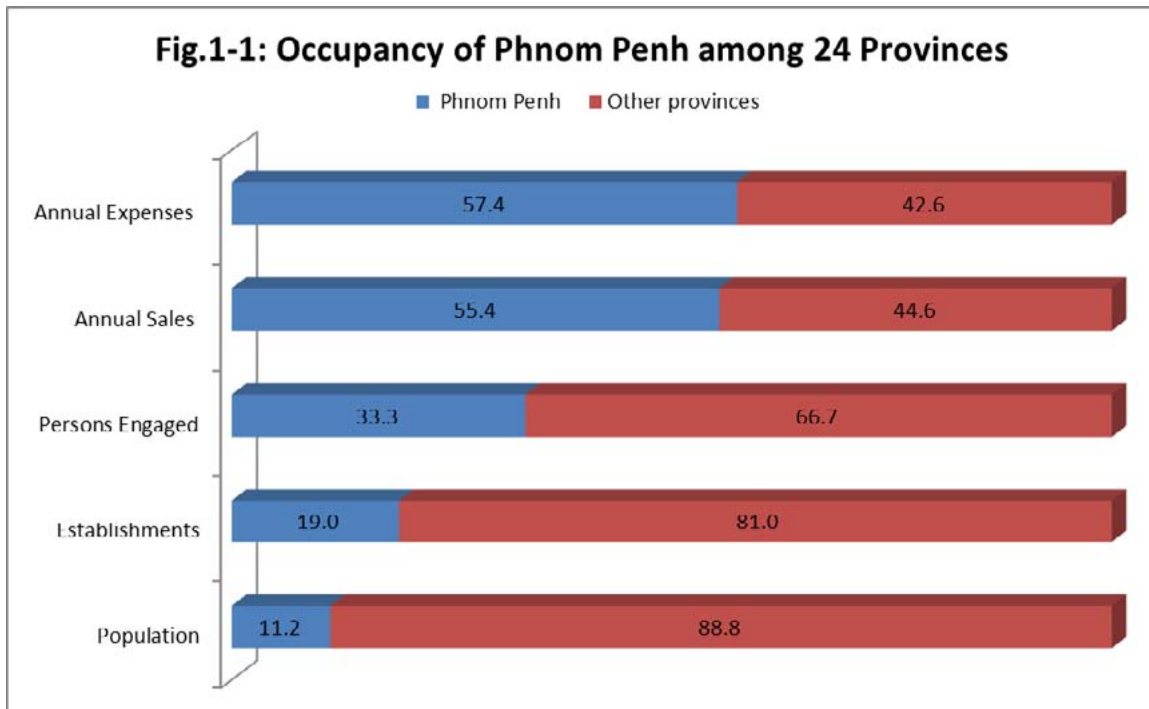
<Overview>

The total population of the Municipality recorded 1,501,725 persons in the revised territory as of 5 November 2010, based on the results of the 2008 Population Census. It accounts for 11.2% of the total population of the Kingdom.

Table 1-1: Prime Results from the Census

| | Number of establishments | Number of persons engaged | Amount of annual sales (1,000 USD) | Amount of annual expenses (1,000 USD) |
|--------------------|--------------------------|---------------------------|------------------------------------|---------------------------------------|
| Number and Amount | | | | |
| CAMBODIA | 505,134 | 1,673,390 | 12,678,386 | 10,978,912 |
| 12 Phnom Penh | 95,848 | 556,865 | 7,026,734 | 6,302,504 |
| Concentration rate | | | | |
| CAMBODIA | 100.0 | 100.0 | 100.0 | 100.0 |
| 12 Phnom Penh | 19.0 | 33.3 | 55.4 | 57.4 |

According to the results of the 2011 Economic Census, the total number of establishments of Phnom Penh indicated 95,848, while the total number of persons engaged showed 556,865 persons. It accounts for 19.0% of the total number of establishments (505,134 establishments) and for 33.3% of the total number of persons engaged in the Kingdom of Cambodia (1,673,390 persons engaged). This means that Phnom Penh's share of persons engaged which may contribute directly to the production of goods and services is considerably larger than that of its population. In other words, it can be said that the degree of concentration on the Municipality is greater in terms of economic activities than in population.



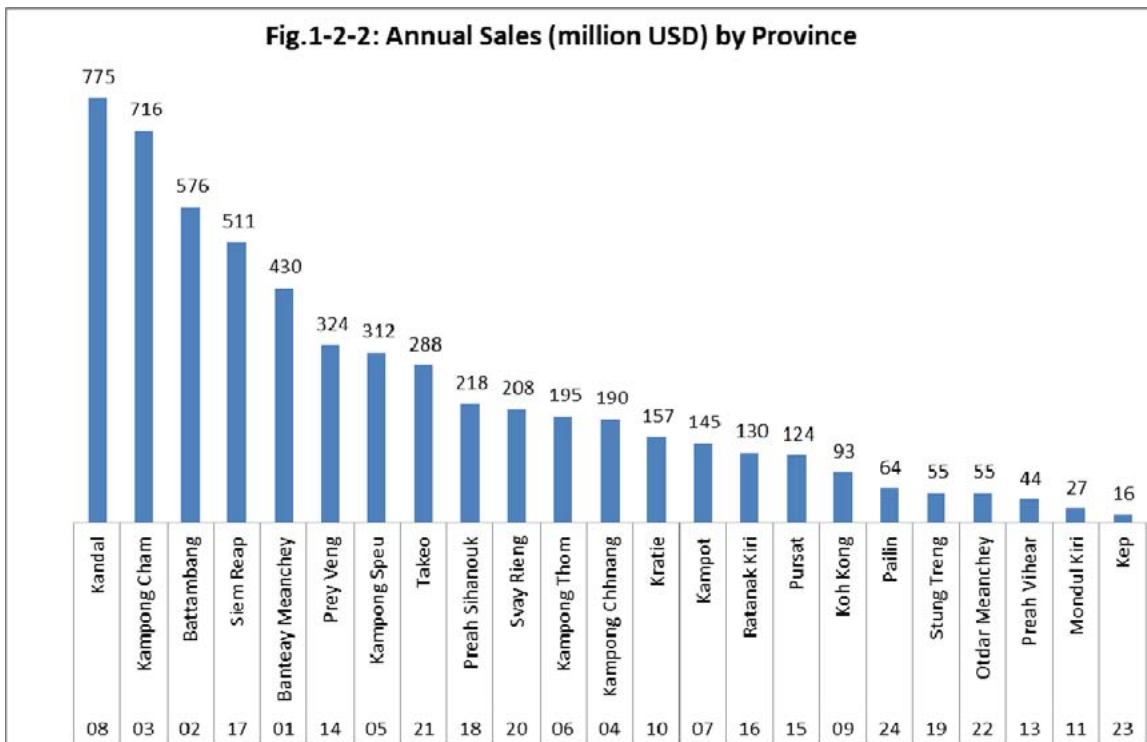
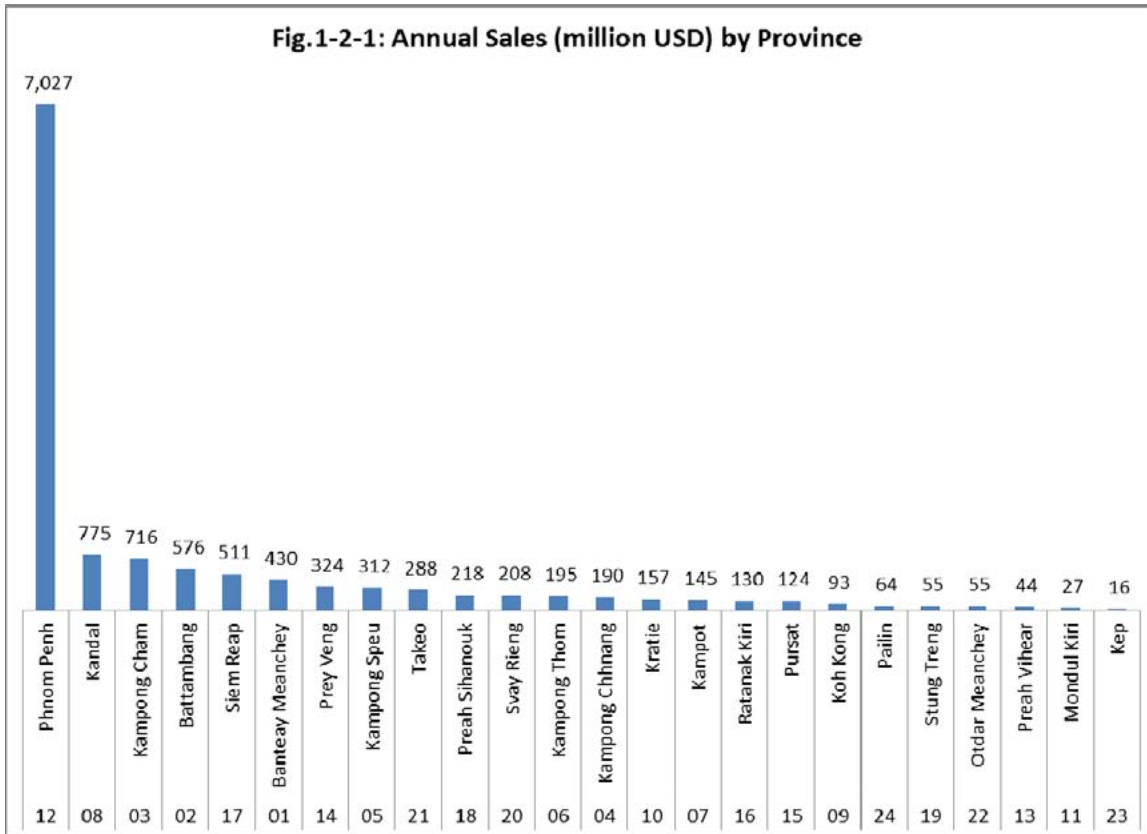
Furthermore, the results of the 2011 Economic Census disclosed that the total amount of annual sales in Phnom Penh presented 7,027 million US dollars, while that of annual expenses in the Municipality indicated 6,303 million US dollars. The former accounted for 55.4% of the total amount of annual sales, while the latter for 57.4% of the total amount of annual expenses in the Kingdom. Roughly speaking, in Phnom Penh, the population occupying about 11.2% of the national population produced more than half of economic outputs of the national economy, which was covered in the Economic Census.

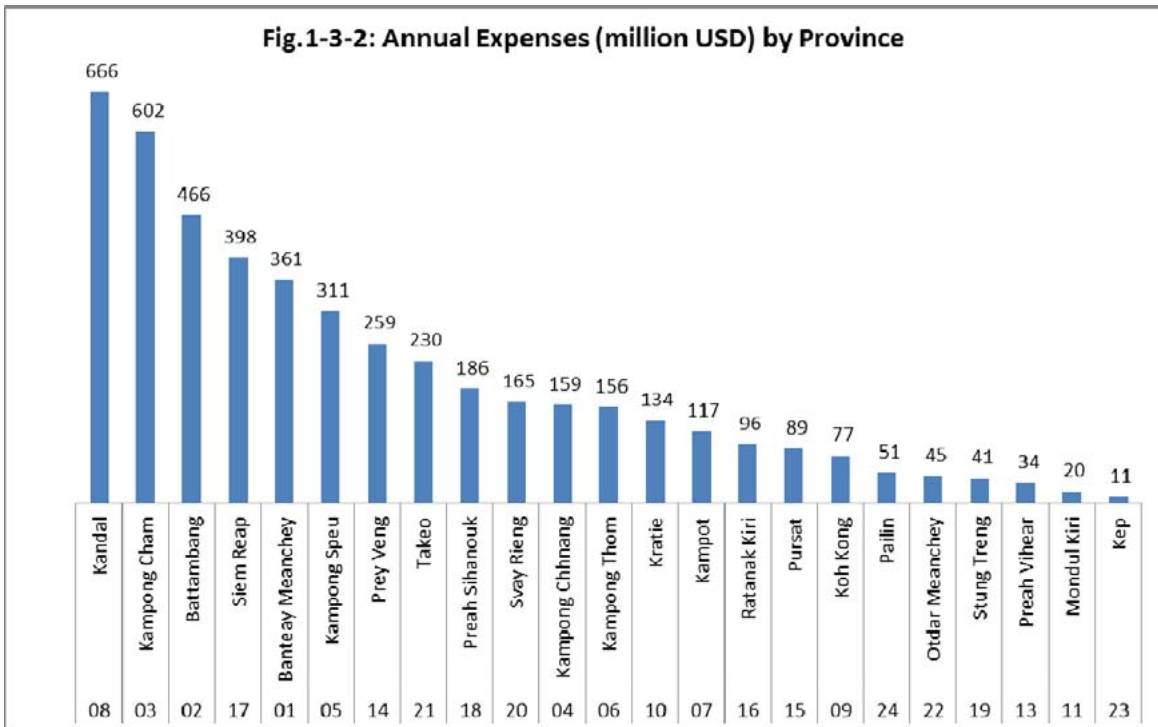
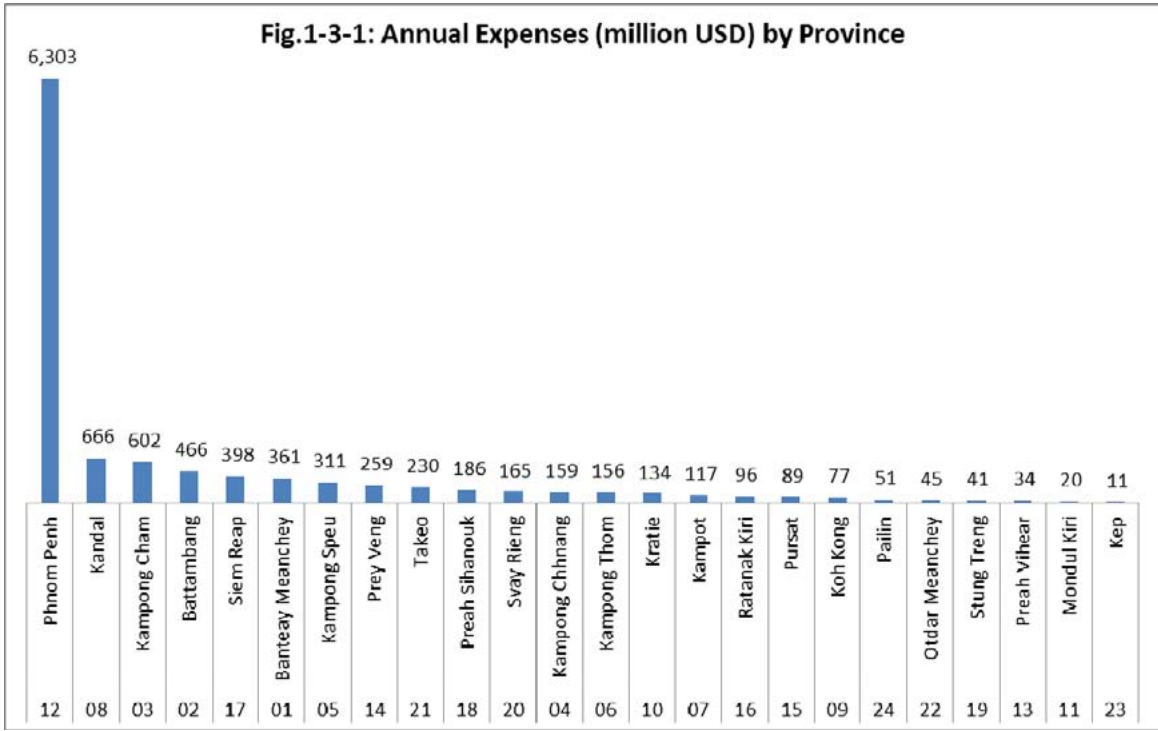
<Relative Scale of each Province>

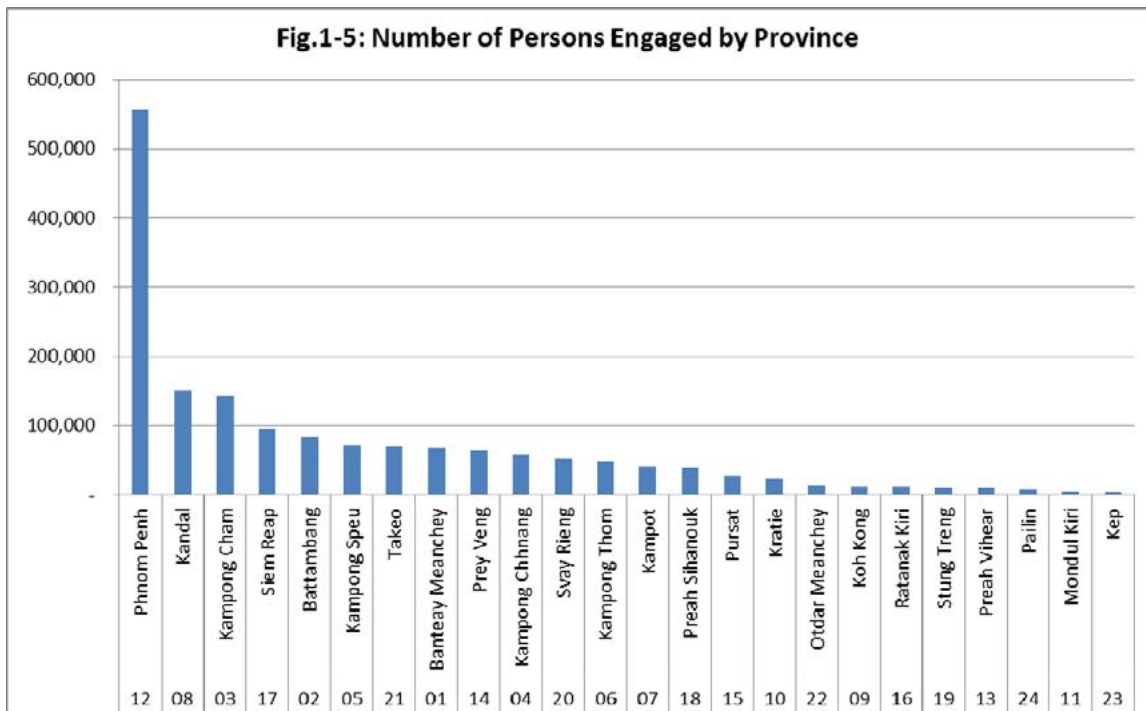
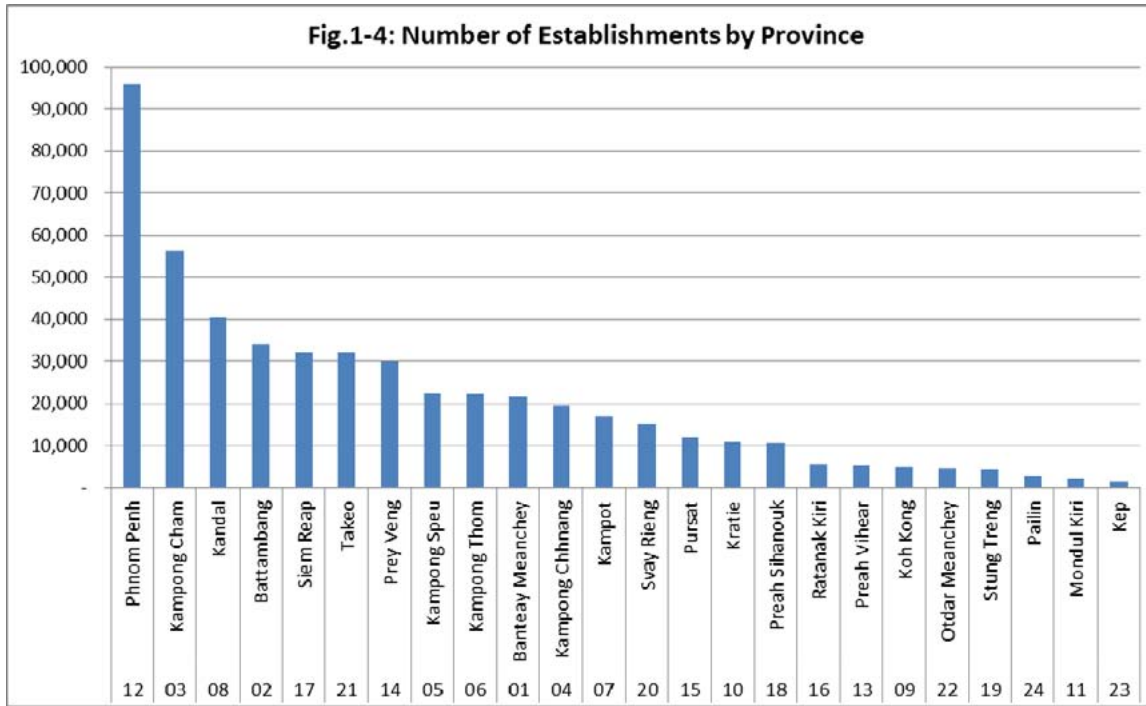
The economic scale can be measured by number of establishments and number of persons engaged as well as by amount of annual sales, amount of annual expenses and amount of annual profit. According to the 2011 Economic Census results, as described previously, annual sales in Phnom Penh recorded 7,027 million US dollars, and annual expenses marked 6,303 million US dollars. Phnom Penh indicated the first rank in annual sales as well as in annual expenses among the 24 provinces, followed by Kandal Province with annual sales of 775 million US dollars and annual expenses of 666 million US dollars.

Also, Phnom Penh ranks at the top position in the number of establishments presenting 95,848 and in the number of persons engaged showing 556,865 among the 24 provinces followed by Kampong Cham Province with 56,263 establishments and by Kandal Province with 151,146

persons engaged respectively.







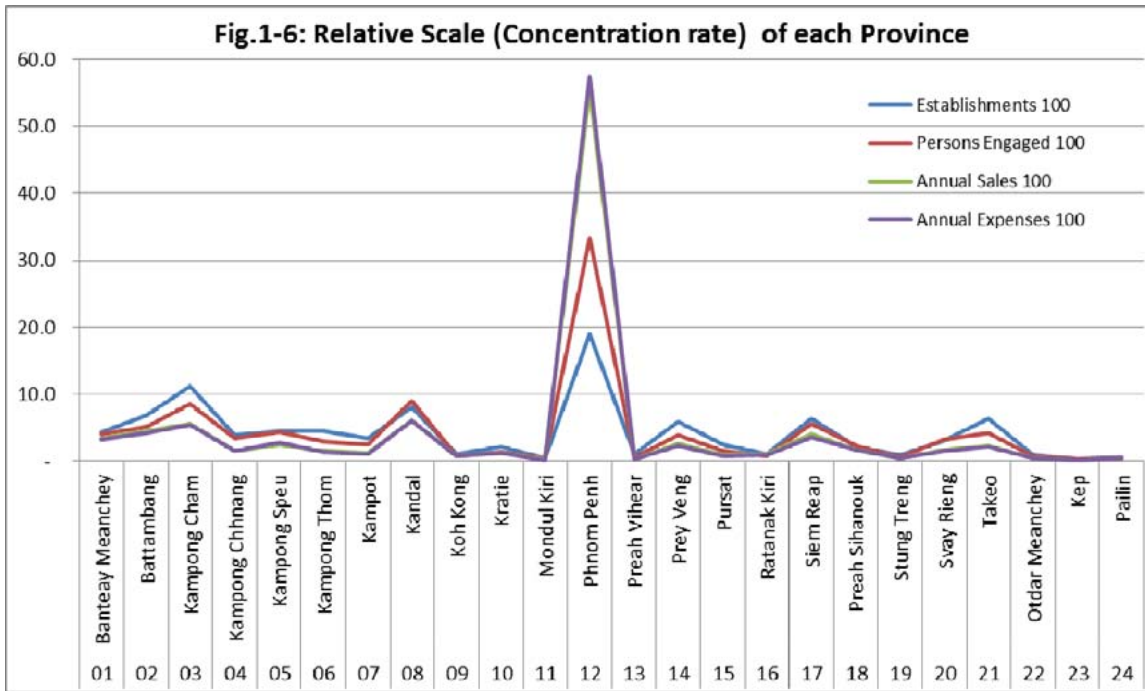


Table 1-2 presents the percentages of total number of establishments, total number of persons engaged, total amount of annual sales, and total amount of annual expenses for the Kingdom of Cambodia by province. Each percentage is sometimes called as “concentration rate” within the Kingdom of Cambodia. Phnom Penh shows an extremely gigantic predominance in the scale of concentration rate as in Fig.1-6.

Table 1-2: Relative Scale of each Province

| | Establishments | Persons Engaged | Annual Sales | Annual Expenses |
|---------------------|----------------|-----------------|--------------|-----------------|
| CAMBODIA | 100.0 | 100.0 | 100.0 | 100.0 |
| 01 Banteay Meanchey | 4.3 | 4.0 | 3.4 | 3.3 |
| 02 Battambang | 6.8 | 5.1 | 4.5 | 4.2 |
| 03 Kampong Cham | 11.1 | 8.5 | 5.6 | 5.5 |
| 04 Kampong Chhnang | 3.9 | 3.4 | 1.5 | 1.5 |
| 05 Kampong Speu | 4.5 | 4.3 | 2.5 | 2.8 |
| 06 Kampong Thom | 4.4 | 2.9 | 1.5 | 1.4 |
| 07 Kampot | 3.4 | 2.5 | 1.1 | 1.1 |
| 08 Kandal | 8.0 | 9.0 | 6.1 | 6.1 |
| 09 Koh Kong | 1.0 | 0.8 | 0.7 | 0.7 |
| 10 Kratie | 2.2 | 1.4 | 1.2 | 1.2 |
| 11 Mondul Kiri | 0.4 | 0.4 | 0.2 | 0.2 |
| 12 Phnom Penh | 19.0 | 33.3 | 55.4 | 57.4 |
| 13 Preah Vihear | 1.1 | 0.6 | 0.3 | 0.3 |
| 14 Prey Veng | 5.9 | 3.8 | 2.6 | 2.4 |
| 15 Pursat | 2.4 | 1.6 | 1.0 | 0.8 |
| 16 Ratanak Kiri | 1.1 | 0.8 | 1.0 | 0.9 |
| 17 Siem Reap | 6.4 | 5.6 | 4.0 | 3.6 |
| 18 Preah Sihanouk | 2.1 | 2.4 | 1.7 | 1.7 |
| 19 Stung Treng | 0.9 | 0.7 | 0.4 | 0.4 |
| 20 Svay Rieng | 3.0 | 3.2 | 1.6 | 1.5 |
| 21 Takeo | 6.3 | 4.2 | 2.3 | 2.1 |
| 22 Otdar Meanchey | 1.0 | 0.8 | 0.4 | 0.4 |
| 23 Kep | 0.3 | 0.2 | 0.1 | 0.1 |
| 24 Pailin | 0.6 | 0.5 | 0.5 | 0.5 |

1-2: Business Place of Establishment

In the Census, the kind of business place was enumerated. The kind of business place is grouped into the following categories:

- a) Street business
- b) Home business
- c) In apartment building (business place and owner's residence are separate.)
- d) In traditional market (including market in low-rise building)
- e) In modern shopping mall (high-rise building where a number of establishments are operating)
- f) Occupying exclusively one block or one building (Ex: Factory, Bank, Hospital, School, Pagoda etc.)
- g) Others

Table 1-3: Number and Percentage of Establishments by Kind of Business Place

| | Total | Street business | Home business | In apartment building | In traditional market | In modern shopping mall | Occupying exclusively one block or one building | Others |
|---------------------------------|---------|-----------------|---------------|-----------------------|-----------------------|-------------------------|---|--------|
| Number of Establishments | | | | | | | | |
| CAMBODIA | 505,134 | 41,771 | 327,054 | 13,688 | 93,139 | 815 | 21,254 | 7,413 |
| 12 Phnom Penh | 95,848 | 11,118 | 50,029 | 4,904 | 26,076 | 707 | 2,087 | 927 |
| Concentration rate | | | | | | | | |
| CAMBODIA | 100.0 | 100.0 | 100.0 | 100.0 | 100.0 | 100.0 | 100.0 | 100.0 |
| 12 Phnom Penh | 19.0 | 26.6 | 15.3 | 35.8 | 28.0 | 86.7 | 9.8 | 12.5 |
| Percentage | | | | | | | | |
| CAMBODIA | 100.0 | 8.3 | 64.7 | 2.7 | 18.4 | 0.2 | 4.2 | 1.5 |
| 12 Phnom Penh | 100.0 | 11.6 | 52.2 | 5.1 | 27.2 | 0.7 | 2.2 | 1.0 |

Looking at the occupancy rate for the establishments in Phnom Penh Municipality within the whole country of Cambodia by kind of business place presented in Annex Table 4-1, it can be known that Phnom Penh shows the first rank among the 24 provinces in most of the indicators. Also, in Annex Table 4-2, all of the concentration rates for the persons engaged in Phnom Penh, indicate almost the first rank. In addition, those rates for number of persons engaged are almost higher than those for number of establishments.

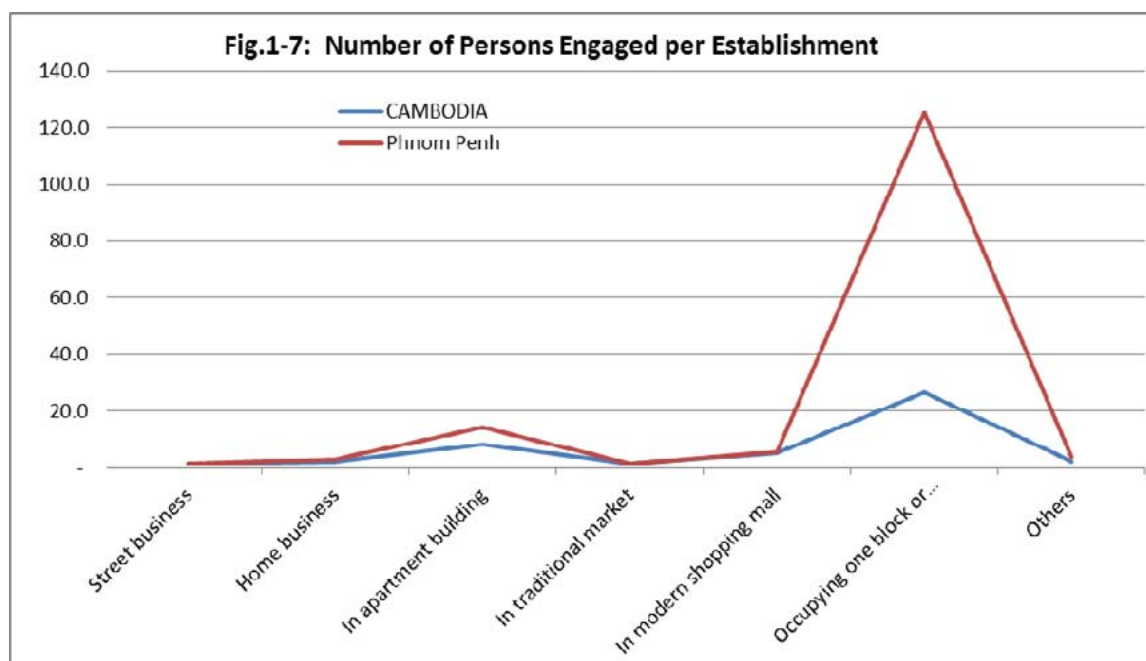
On the other hand, observing Table 1-3, it can be recognized that Phnom Penh as well as the whole Kingdom of Cambodia present more than 50% for “Home business”, but the percentage for “Home business” was lower in Phnom Penh (52.2%) than in the Kingdom (64.7%). Also, the percentages for “Occupying exclusively one block or one building” and “Others” were lower in Phnom Penh than in the Kingdom. On the contrary, the percentages for “Street business”, “In apartment building”, “In traditional market”, and “In modern shopping mall” were higher in Phnom Penh than in the Kingdom.

Furthermore, Table 1-4 depicts a different picture between the percentage of number of persons engaged and the percentage of number of establishments due to the difference in size of persons engaged for each category of business place as depicted in Fig.1-7. In the establishments classified as “Street business”, “Home business”, “In traditional market”, and “Others”, the percentages of number of persons engaged were smaller than those of number of establishments both in Phnom Penh and Cambodia. Meanwhile in the establishments classified into “In apartment building” and “Occupying exclusively one block or one building”, the percentages were larger both in Phnom Penh and Cambodia.

Particularly, comparing the percentages for “Occupying exclusively one block or one building” between number of establishments and number of persons engaged, the difference is very wide. This is due to the fact that establishments classified in this category include large-scaled establishments with a number of persons engaged normally. Computing the average number of persons engaged per establishment, it shows 26.8 persons for Cambodia and 125.4 persons for Phnom Penh. See Annex Table 4-4.

Table 1-4: Number and Percentage of Persons Engaged by Kind of Business Place

| | Total | Street business | Home business | In apartment building | In traditional market | In modern shopping mall | Occupying exclusively one block or one building | Others |
|----------------------------------|-----------|-----------------|---------------|-----------------------|-----------------------|-------------------------|---|--------|
| Number of Persons Engaged | | | | | | | | |
| CAMBODIA | 1,673,390 | 62,780 | 767,393 | 112,896 | 139,967 | 4,299 | 570,004 | 16,051 |
| 12 Phnom Penh | 556,865 | 16,419 | 160,932 | 69,381 | 40,795 | 4,029 | 261,631 | 3,678 |
| Concentration rate | | | | | | | | |
| CAMBODIA | 100.0 | 100.0 | 100.0 | 100.0 | 100.0 | 100.0 | 100.0 | 100.0 |
| 12 Phnom Penh | 33.3 | 26.2 | 21.0 | 61.5 | 29.1 | 93.7 | 45.9 | 22.9 |
| Percentage | | | | | | | | |
| CAMBODIA | 100.0 | 3.8 | 45.9 | 6.7 | 8.4 | 0.3 | 34.1 | 1.0 |
| 12 Phnom Penh | 100.0 | 2.9 | 28.9 | 12.5 | 7.3 | 0.7 | 47.0 | 0.7 |



1-3: Size of Establishment

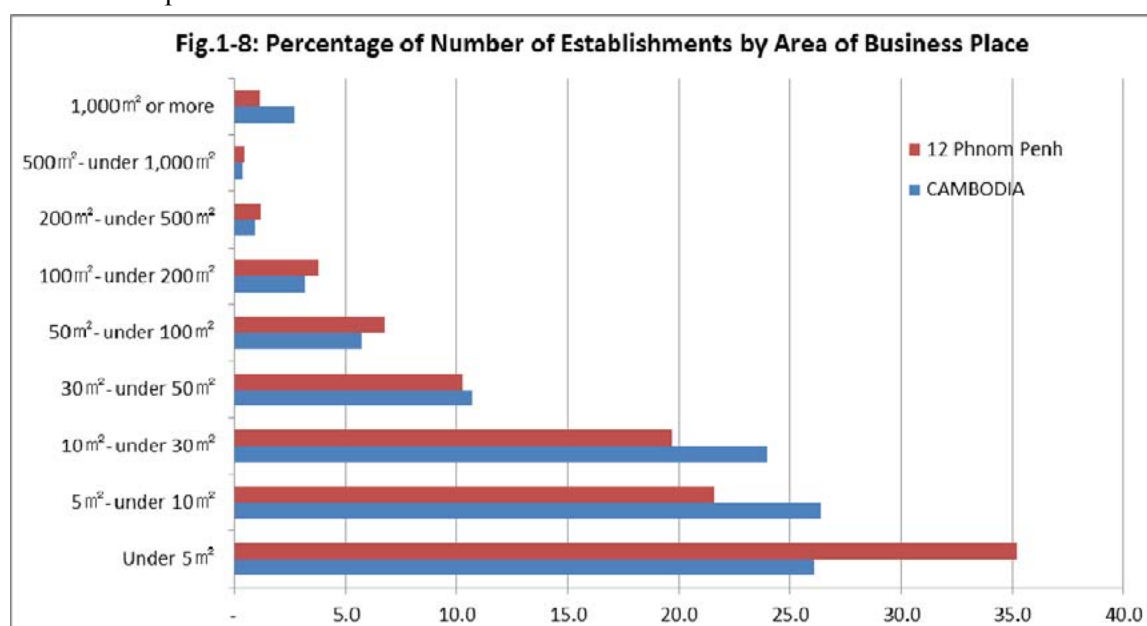
The size of establishment can be measured by asset for operating the establishment, land area for business, and number of persons engaged, etc. In this section, the latter two indicators are treated.

<Size of Land Area of Business Place>

The size of land area of business place was enumerated in this Census. The size of land area of business place is regarded as size of working space of each establishment. It is grouped into the following classes:

- a) “Under 5 m²”
- b) “5m² - under 10m²”
- c) “10m² - under 30m²”
- d) “30m² - under 50m²”
- e) “50m² - under 100m²”
- f) “100m² - under 200m²”
- g) “200m² - under 500m²”
- h) “500m² - under 1,000m²”
- i) “1,000m² or more”

Comparing the percentage distribution of establishments by size class of land area of business place between Phnom Penh and Cambodia, the proportions of establishments for “Under 5m²”, “50m² - under 100m²”, “100m² - under 200m²”, “200m² - under 500m²”, and “500m² - under 1,000m²” is greater in Phnom Penh than in Cambodia. On the other hand, the proportions for “5m² - under 10m²”, “10m² - under 30m²”, “30m² - under 50m²”, and “1,000m² or more” are smaller in Phnom Penh than in Cambodia. Those findings mean that the proportions of the very small-sized scale and intermediate-sized scale of establishments may be larger in Phnom Penh than in other provinces.



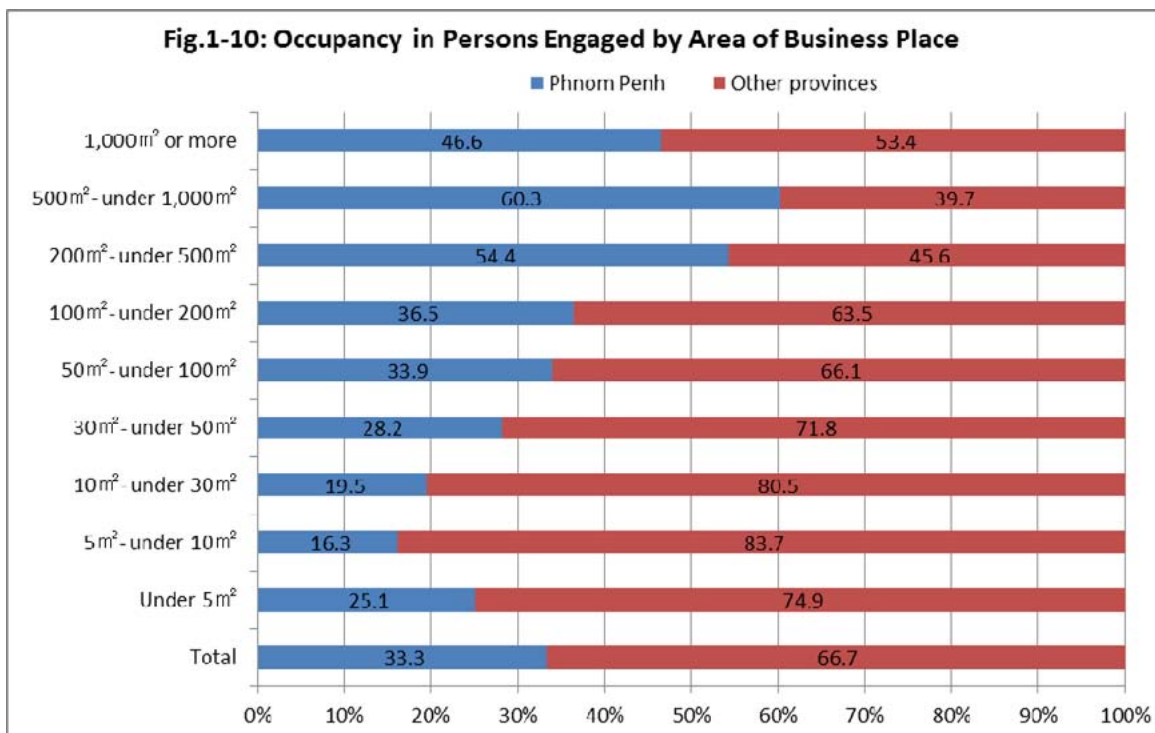
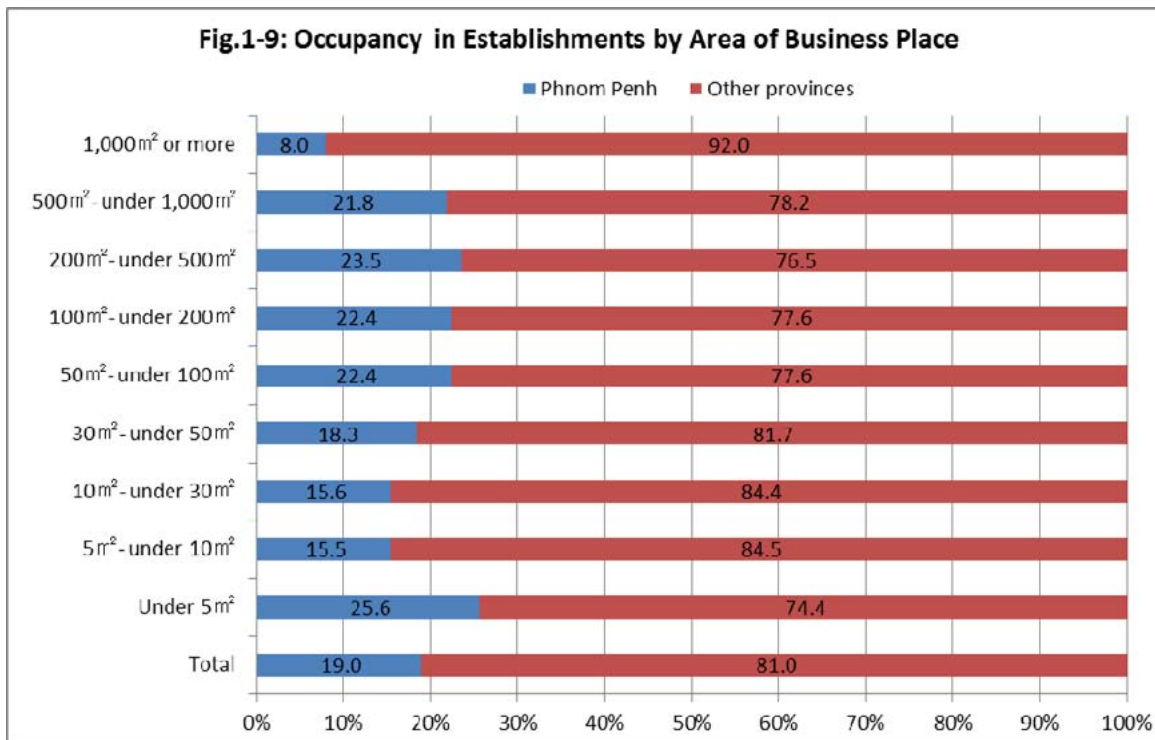


Fig.1-9 depicts the rate of occupancy by Phnom Penh in the number of establishments by size class of land area of business place among twenty-four provinces. According to this figure,

Phnom Penh occupies a relatively large proportion for each size class of land area of business place except for 1,000m² or more. Particularly, the size classes of “Under 5 m²”, “50m² - under 100m²”, “100m² - under 200m²” and “200m² - under 1,000m²” exceed more than 20%.

Fig.10 shows the rate of occupancy by Phnom Penh in the number of persons engaged by size class of land area of business place among twenty-four provinces. Based upon the figure, Phnom Penh occupies a remarkably large proportion for each size class of land area of business place. Particularly, each of the large-sized land area class exceeds more than 30%. Above all, the large-sized class of “500m² - under 1,000m²” indicates more than 60%.

<Size of Number of Persons Engaged>

The size of number of persons engaged is the most important enumeration item not only in economic censuses but also in economy related surveys. The data cross-classified with other enumeration items are of wide use for policy formulation and program implementation, researches, marketing, etc. regarding employment, social security, social welfare, and so on.

In this report, for the convenience of statistical presentation, the number of persons engaged is grouped into the following classes:

1 person, 2-4 persons, 5-9 persons, 10-19 persons, 20-49 persons, 50-99 persons,
100 persons or more

Comparing the percentage distribution of establishments by size class of number of persons engaged between Phnom Penh and Cambodia, it is recognized that all of the proportions of establishments excluding the class of 2-4 persons are greater in Phnom Penh than in Cambodia as shown in Table 1-5.

Let us define the combination of the classes of 1 person and 2-4 persons as “small-sized class”, that of the classes of 5-9 persons, 10-19 persons and 20-49 persons as “intermediate-sized class” and that of the classes of 50 persons or more as “large-sized class”. The proportion for the small-sized class indicates a very large percentage for Cambodia (92.2%). But, it is smaller for Phnom Penh (86.7%). The proportion of the intermediate-sized class is 7.5% for Cambodia, smaller than 12.4% for Phnom Penh, and that of the large-sized class presents only 0.4% for Cambodia while 0.9% for Phnom Penh (Table 1-5).

In the same table, observing occupancy of Phnom Penh in number of establishments by size class

of persons engaged, the concentration rate tends to increase along with the size of persons engaged, although some fluctuations are seen. It shows 19.9% for 1 person, 33.1% for 10-19 persons and 59.8% for 100 persons or more.

When looking at Table 1-6 showing the concentration rate for number and percentage of persons engaged by size class of number of persons engaged, similar patterns are observed as in Table 1-5. However, looking at the percentage of the persons engaged in the same Table, the class of 100 persons or more is 48.5% in Phnom Penh (only 0.5% in terms of number of establishments).

Table 1-5: Number and Percentage of Establishments by Size of Persons Engaged

| | Total | 1 person | 2~4 persons | 5~9 persons | 10~19 persons | 20~49 persons | 50~99 persons | 100 persons or more |
|--------------------------|---------|----------|-------------|-------------|---------------|---------------|---------------|---------------------|
| Number of Establishments | | | | | | | | |
| CAMBODIA | 505,134 | 222,167 | 243,471 | 26,361 | 8,055 | 3,461 | 833 | 786 |
| 12 Phnom Penh | 95,848 | 44,126 | 38,960 | 7,984 | 2,663 | 1,276 | 369 | 470 |
| Concentration rate | | | | | | | | |
| CAMBODIA | 100.0 | 100.0 | 100.0 | 100.0 | 100.0 | 100.0 | 100.0 | 100.0 |
| 12 Phnom Penh | 19.0 | 19.9 | 16.0 | 30.3 | 33.1 | 36.9 | 44.3 | 59.8 |
| Percentage | | | | | | | | |
| CAMBODIA | 100.0 | 44.0 | 48.2 | 5.2 | 1.6 | 0.7 | 0.2 | 0.2 |
| 12 Phnom Penh | 100.0 | 46.0 | 40.6 | 8.3 | 2.8 | 1.3 | 0.4 | 0.5 |

Table 1-6 Number and Percentage of Persons Engaged by Size of Persons Engaged

| | Total | 1 person | 2~4 persons | 5~9 persons | 10~19 persons | 20~49 persons | 50~99 persons | 100 persons or more |
|---------------------------|-----------|----------|-------------|-------------|---------------|---------------|---------------|---------------------|
| Number of Persons Engaged | | | | | | | | |
| CAMBODIA | 1,673,390 | 222,167 | 575,076 | 163,287 | 105,871 | 99,471 | 55,279 | 452,239 |
| 12 Phnom Penh | 556,865 | 44,126 | 96,619 | 49,780 | 34,816 | 37,036 | 24,557 | 269,931 |
| Concentration rate | | | | | | | | |
| CAMBODIA | 100.0 | 100.0 | 100.0 | 100.0 | 100.0 | 100.0 | 100.0 | 100.0 |
| 12 Phnom Penh | 33.3 | 19.9 | 16.8 | 30.5 | 32.9 | 37.2 | 44.4 | 59.7 |
| Percentage | | | | | | | | |
| CAMBODIA | 100.0 | 13.3 | 34.4 | 9.8 | 6.3 | 5.9 | 3.3 | 27.0 |
| 12 Phnom Penh | 100.0 | 7.9 | 17.4 | 8.9 | 6.3 | 6.7 | 4.4 | 48.5 |

1-4: Status of Establishment

<Type of Establishment>

The establishments can be classified into “Single unit”, “Head office” which holds branch office(s), and “Branch office” which is controlled by a head office at another location.

In the Kingdom of Cambodia, 505,134 establishments in total were classified into 386 head offices, 8,779 branch offices and 495,969 single units. Accordingly, the head offices were 0.1% only, the branch offices were 1.7% and single units were 98.2% of the total establishments. In Phnom Penh Municipality, 95,848 establishments in total were classified into 321 head offices, 2,729 branch offices, and 92,798 single units. As a result, the head offices were 0.3%, branch offices were 2.8%, and single units were 96.8% of the total establishments in Phnom Penh (Table 1-7).

The concentration rate was very high for all categories: 83.2% for head offices, 31.1% for branch offices, and 18.7% for single units.

Table 1-7: Number and Percentage of Establishments by Type of Establishment and Tenure of Business Place

| | Total | Type of establishment | | | Tenure of business place | | |
|--------------------------|---------|-----------------------|-------------|---------------|--------------------------|---------|--------|
| | | Single unit | Head office | Branch office | Owned | Rented | Others |
| Number of Establishments | | | | | | | |
| CAMBODIA | 505,134 | 495,969 | 386 | 8,779 | 347,170 | 121,852 | 36,112 |
| 12 Phnom Penh | 95,848 | 92,798 | 321 | 2,729 | 44,049 | 46,376 | 5,423 |
| Concentration rate | | | | | | | |
| CAMBODIA | 100.0 | 100.0 | 100.0 | 100.0 | 100.0 | 100.0 | 100.0 |
| 12 Phnom Penh | 19.0 | 18.7 | 83.2 | 31.1 | 12.7 | 38.1 | 15.0 |
| Percentage | | | | | | | |
| CAMBODIA | 100.0 | 98.2 | 0.1 | 1.7 | 68.7 | 24.1 | 7.1 |
| 12 Phnom Penh | 100.0 | 96.8 | 0.3 | 2.8 | 46.0 | 48.4 | 5.7 |

<Tenure of Business Place>

According to Table 1-7, in this country, 68.7% of the establishments were “Owned”, while 24.1% were “Rented” and 7.1% for “Others”. In Phnom Penh, 46.0% of the establishments were “Owned”, while 48.4% “Rented” and 5.7% “Others”.

The concentration rate was 38.1% for “Rented”, 12.7% for “Owned” and 15.0% for “Others” in Phnom Penh within the Kingdom.

<Ownership of Establishment>

In the Census, ownership of establishments is classified as follows:

- a) “Individual proprietor (with no registration)”
- b) “Sole proprietor (with registration)”
- c) “General partnership”
- d) “Limited partnership”
- e) “Private limited company”
- f) “Public limited company”
- g) “Subsidiary of a foreign company”
- h) “Branch of a foreign company”
- i) “Commercial representative office of a foreign company”
- j) “Cooperative”
- k) “State-owned organization (including autonomy-owned organization)”
- l) “NGO”
- m) “Others”

In the above classification of ownership, “Individual proprietor” refers to the proprietor, or own account worker not registered at the Ministry of Commerce nor Provincial Department of Commerce, while “Sole proprietor” refers to the proprietor registered at the Ministry of Commerce or Provincial Department of Commerce.

In this report, for the convenience of statistical presentation, the categories of c) to j) are integrated into one group as presented in Table 1-8.

Observing Table 1-8, the percentage of establishments classified as “Individual proprietor” indicates 92.4% for Phnom Penh and 93.7% for Cambodia. The proportions of “Sole proprietor”, “Partnership, company and cooperative” and “NGO” are very small in number, but are larger in Phnom Penh than in the Kingdom. On the other hand, those of “Individual proprietor”,

“State-owned organization” and “Others” are smaller in Phnom Penh than in the Kingdom.

Occupancy of Phnom Penh is very high in “Sole proprietor” showing 42.0%, and it is also high in “Partnership, company and cooperative” and “NGO”. On the other hand, it is very small in “State-owned organization” presenting 3.4%.

Table 1-8: Number and Percentage of Establishments by Ownership

| | Total | Individual proprietor | Sole proprietor | Partnership, company and cooperative (c) to (j) | State-owned organization | NGO | Others |
|--------------------------|---------|-----------------------|-----------------|--|--------------------------|-------|--------|
| Number of Establishments | | | | | | | |
| CAMBODIA | 505,134 | 473,197 | 12,027 | 4,405 | 9,119 | 1,114 | 5,272 |
| 12 Phnom Penh | 95,848 | 88,565 | 5,047 | 1,314 | 312 | 320 | 290 |
| Concentration rate | | | | | | | |
| CAMBODIA | 100.0 | 100.0 | 100.0 | 100.0 | 100.0 | 100.0 | 100.0 |
| 12 Phnom Penh | 19.0 | 18.7 | 42.0 | 29.8 | 3.4 | 28.7 | 5.5 |
| Percentage | | | | | | | |
| CAMBODIA | 100.0 | 93.7 | 2.4 | 0.9 | 1.8 | 0.2 | 1.0 |
| 12 Phnom Penh | 100.0 | 92.4 | 5.3 | 1.4 | 0.3 | 0.3 | 0.3 |

<Year of Starting the Business>

The year of starting the business, or the year when the establishment commenced its activities, is one of the enumeration items in the Census. In this report, for the convenience of analysis, it is classified into the following categories:

- (a) Prior to 1990
- (b) 1990-1999
- (c) 2000-2004
- (d) 2005-2009
- (e) 2010 or after

Table 1-9: Number and Percentage of Establishments by Year of Starting the Business

| | Total 1) | Prior to 1990 | 1990 to 1999 | 2000 to 2004 | 2005 to 2009 | 2010 or after |
|--------------------------|----------|------------------|-----------------|-----------------|-----------------|------------------|
| Number of Establishments | | | | | | |
| CAMBODIA | 505,134 | 26,470 | 60,461 | 84,981 | 207,485 | 119,584 |
| 12 Phnom Penh | 95,848 | 4,056 | 10,808 | 15,511 | 38,939 | 25,326 |
| Concentration rate | | | | | | |
| CAMBODIA | 100.0 | 100.0 | 100.0 | 100.0 | 100.0 | 100.0 |
| 12 Phnom Penh | 19.0 | 15.3 | 17.9 | 18.3 | 18.8 | 21.2 |
| Percentage | | | | | | |
| CAMBODIA | 100.0 | 5.3 | 12.1 | 17.0 | 41.6 | 24.0 |
| 12 Phnom Penh | 100.0 | 4.3 | 11.4 | 16.4 | 41.1 | 26.8 |

1) Excludes "unknown" for percentages.

According to Table 1-9, it is known that about 68% of the establishments started their activities in or after 2005 in Phnom Penh, while 66% in the Kingdom. Phnom Penh indicated 26.8% against 24.0% for Cambodia for the period of 2010 or after. This suggests that the tendency of recent increase in new establishments was stronger in Phnom Penh Municipality than in other provinces in total. Also, the finding that the concentration rate for Phnom Penh recorded an increasing trend from 15.3% of the period prior to 1990 to the highest (21.2%) for the period of 2010 or later, supports the suggestion described above.

<Attributes of Representative and Owner of Establishment >

Observing the female representative's proportion, it is found that the number of establishments represented by females is greater than that represented by males. The proportion of the establishments represented by females shows 65.1% for Cambodia and 68.9% for Phnom Penh. The proportion for Phnom Penh is higher than that for the Kingdom.

In this Census, the question whether the establishment is registered or not at the Ministry of Commerce or Provincial Department of Commerce was asked. The results disclosed that 3.4% of the establishments were registered in the Kingdom. In Phnom Penh, 6.8% were registered.

The number of the establishments with foreign owners amounts to 5,637 for Cambodia, while that is 2,311 establishments for Phnom Penh. The percentage of the establishments with foreign owners is 1.1% only for the national total, and 2.4% for Phnom Penh, more than double the national total. See Annex Table 10-3.

Table 1-10: Number and Percentage of Establishments by Attributes of Representative and Whether Registered or not

| | Sex of Representative, Whether Registered or not and Nationality of Owner | | | | | | |
|--------------------------|---|---------|------------|------------|---------|------------|--------|
| | Total | Female | Registered | Foreigners | | | |
| | | | | Total | Chinese | Vietnamese | Others |
| Number of Establishments | | | | | | | |
| CAMBODIA | 505,134 | 329,004 | 17,378 | 5,637 | 2,134 | 2,521 | 982 |
| 12 Phnom Penh | 95,848 | 66,063 | 6,511 | 2,311 | 996 | 824 | 491 |
| Concentration rate | | | | | | | |
| CAMBODIA | 100.0 | 100.0 | 100.0 | 100.0 | 100.0 | 100.0 | 100.0 |
| 12 Phnom Penh | 19.0 | 20.1 | 37.5 | 41.0 | 46.7 | 32.7 | 50.0 |
| Percentage | | | | | | | |
| CAMBODIA | 100.0 | 65.1 | 3.4 | 100.0 | 37.9 | 44.7 | 17.4 |
| 12 Phnom Penh | 100.0 | 68.9 | 6.8 | 100.0 | 43.1 | 35.7 | 21.2 |

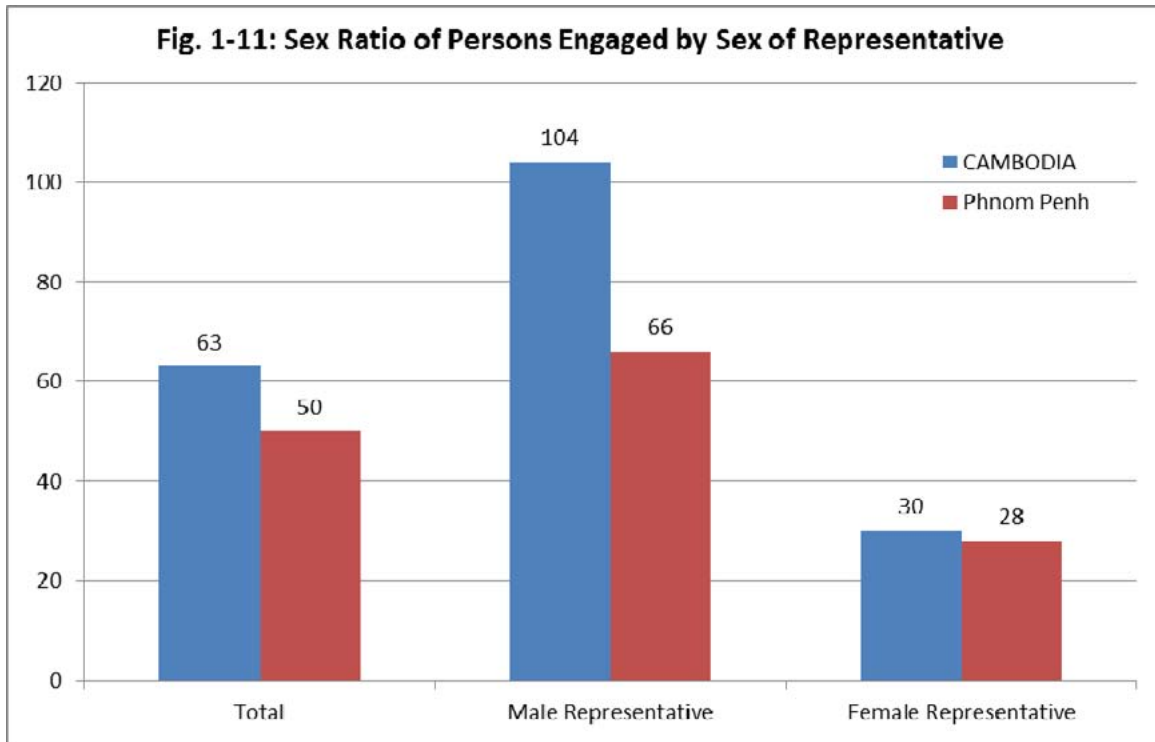
1-5: Status of Persons Engaged

The number of persons engaged in the activities of establishments is compatible to the number of workers or employed persons, which is called as labor force too. In this respect, the status of persons engaged to be explored through the data derived from the Economic Census should be analyzed fully in various aspects. However, here, only topics related to demographic aspects are treated.

<Sex Balance of Persons Engaged between the Representatives by Sex >

The sex ratio is measured by number of males per 100 females. In the 2011 Economic Census, the persons engaged and the representatives of establishments were enumerated by sex. The sex ratio of persons engaged is 63 for Cambodia and 50 for Phnom Penh.

Looking at Fig.1-11 the sex ratio of persons engaged under male representatives for Phnom Pen is 66, smaller than that for Cambodia of 104. However, the sex ratio of persons engaged under female representatives is very low: 30 for the Kingdom and 28 for Phnom Penh.



Looking at Table 1-11, it is inferred that males engaged tend to be much more employed by the establishments with male representatives than by those with female representatives in Phnom Penh and Cambodia, while females engaged tend to be more employed by the establishments with female representatives than by the establishments with male representatives for the national total and vice versa for Phnom Penh.

Table 1-11: Number and Percentage of Persons Engaged by Sex and Sex of Representative

| | Both sexes | | | Male | | | Female | | |
|---------------------------|------------|----------------|---------|---------|----------------|---------|-----------|----------------|---------|
| | Total | Representative | | Total | Representative | | Total | Representative | |
| | | Male | Female | | Male | Female | | Male | Female |
| Number of Persons Engaged | | | | | | | | | |
| CAMBODIA | 1,673,390 | 947,946 | 725,444 | 649,358 | 483,513 | 165,845 | 1,024,032 | 464,433 | 559,599 |
| 12 Phnom Penh | 556,865 | 355,499 | 201,366 | 186,129 | 141,855 | 44,274 | 370,736 | 213,644 | 157,092 |
| Percentage | | | | | | | | | |
| CAMBODIA | 100.0 | 56.6 | 43.4 | 100.0 | 74.5 | 25.5 | 100.0 | 45.4 | 54.6 |
| 10 Phnom Penh | 100.0 | 63.8 | 36.2 | 100.0 | 76.2 | 23.8 | 100.0 | 57.6 | 42.4 |

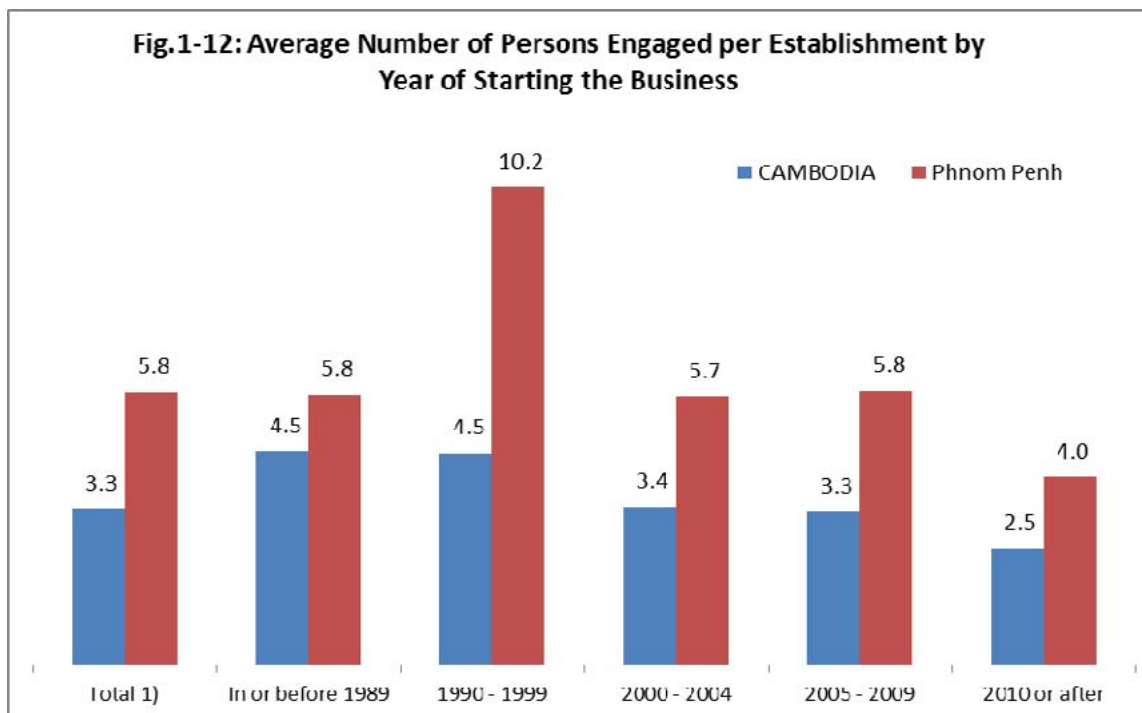
<Relative Change in Number of Persons Engaged by Year of Starting the Business>

Table 1-12 presents the proportions of number of establishments and that of persons engaged by period when the establishment commenced its activities. According to this table, it is recognized that the proportions of number of establishments and that of persons engaged by the period present the largest for the period of 2005-2009, larger than 40% not only for the Kingdom but also for Phnom Penh. Also, the older the period, the smaller the proportion is for Phnom Penh as well as for Cambodia. Here, considering that the period of 1990-1999 is ten years and that of 2010 or after is just one year and three months, it may be said that relative proportions of number of establishments and that of persons engaged for the more recent period become larger.

Table 1-12: Percentages of Number of Establishments and Number of Persons Engaged by Year of Starting the Business

| | Total 1) | Prior to 1990 | 1990 - 1999 | 2000 - 2004 | 2005 - 2009 | 2010 or after |
|----------------------|----------|---------------|-------------|-------------|-------------|---------------|
| CAMBODIA | | | | | | |
| Establishments | 100.0 | 5.3 | 12.1 | 17.0 | 41.6 | 24.0 |
| Persons Engaged | 100.0 | 7.3 | 16.5 | 17.3 | 40.9 | 18.0 |
| 12 Phnom Penh | | | | | | |
| Establishments | 100.0 | 4.3 | 11.4 | 16.4 | 41.1 | 26.8 |
| Persons Engaged | 100.0 | 4.2 | 20.0 | 16.1 | 41.3 | 18.4 |

1) Excludes "unknown".



The average number of persons engaged per establishment may be useful for measuring substantive expansion of employment avoiding the misunderstanding caused by the difference of length of years for the periods.

Fig.1-12 depicts the average number of persons engaged per establishment by the year of starting the business. Observing the figure, it is known that the average number of persons engaged per establishment decreases from 1990-1999 for Cambodia and for Phnom Penh. Here, Phnom Penh is remarkably higher than for Cambodia for each period. Particularly, for the period of 1990-1999 the average number of persons engaged per establishment recorded 10.2 persons which was more than two times the national value (4.5 persons) due to increase in labour demands for reconstruction of Phnom Penh after the end of the inner war.

1-6: Industrial Structure

The prime purpose of an economic census is to disclose the whole picture of the industrial structure for each of provinces, districts, communes and other various types of regions as well as for the country. By using the data presented by industrial classification, the industrial structure on establishments, enterprises, persons engaged, sales, expenses, profits, etc. can be disclosed. In the 2011 Economic Census, the industrial structures on establishments and of persons engaged for

provinces, districts and communes are presented according to the sections of the International Standard Industrial Classification (ISIC) excluding the sections of “A”, “O”, “T” and “U”. It will be very helpful to use the data derived from the Census for drawing crude pictures of the industrial structures.

<Industrial Structure on Establishments>

Observing Table 1-13 and Fig.1-13 presenting the industrial structure on establishments for Cambodia and for Phnom Penh, it is found that “G. Wholesale and retail trade; etc.”, “C. Manufacturing”, “I. Accommodation and food service activities” and “S. Other service activities” indicate greater proportions in this order among the 17 sections of industry in Cambodia.

In Phnom Penh the second position of the four major sections for the Kingdom is replaced by “I. Accommodation and food service activities” followed by “C. Manufacturing”.

LQ which is the abbreviation of “location quotient” is the measure indicating the extent of feature of each section of industry. The location quotients for Phnom Penh presented in Table 1-13, Table 1-14, and Table 1-15 were obtained by dividing the proportion of a certain section of industry for Phnom Penh by that for Cambodia. When the result is larger than 1.0, the section of industry is regarded as having a significant feature. Otherwise, it is regarded as not significant.

The LQ is very high in “Q. Human health and social work activities” (1.5).

Fig.1-13: Percentage of Number of Establishments by Industry

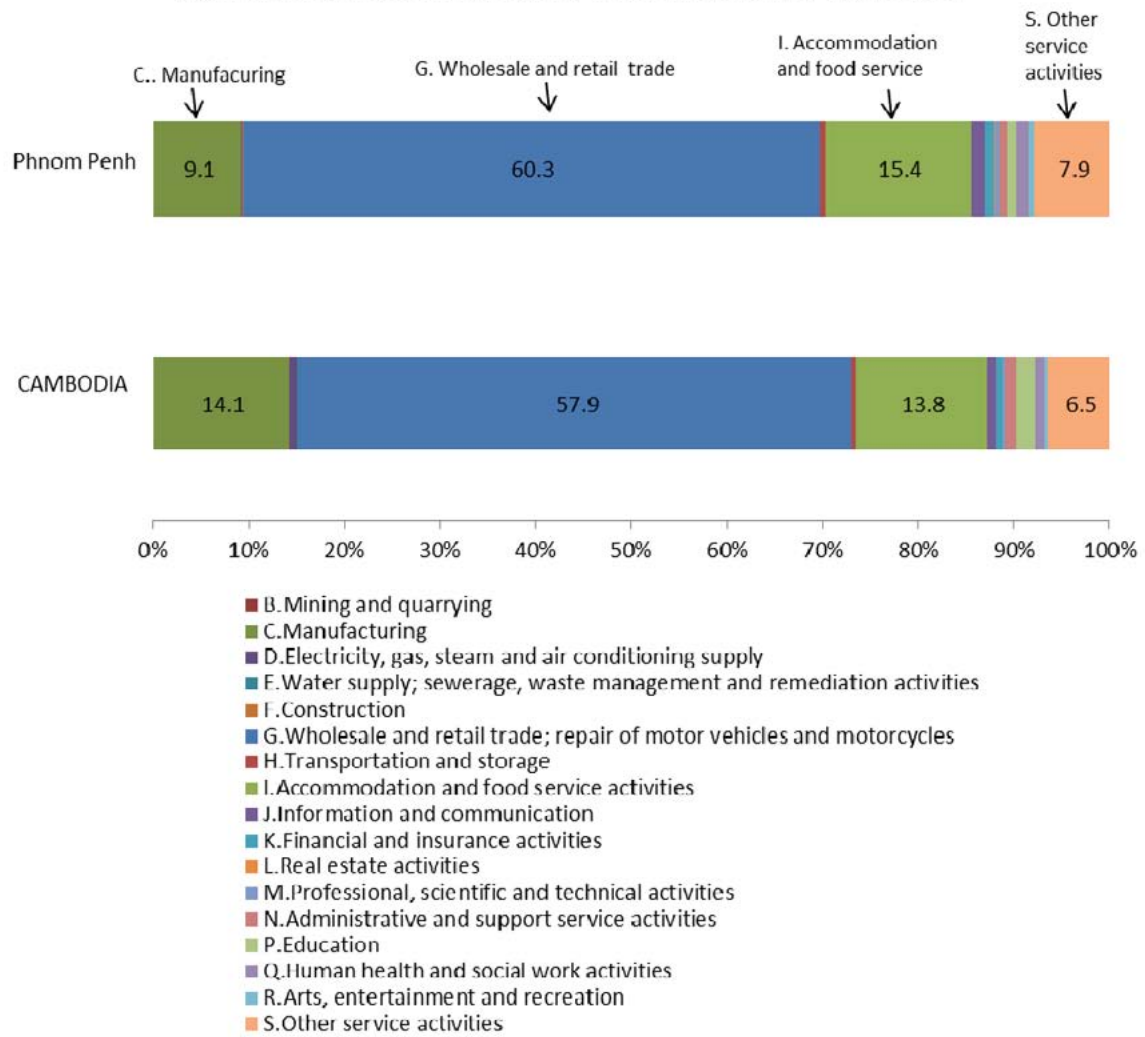


Table 1-13: Number and Percentage of Establishments by Section of Industry

| Section of industry | 12 | | 12 | | LQ ¹⁾²⁾ |
|---|----------|---------------|----------|---------------|--------------------|
| | CAMBODIA | Phnom Penh | CAMBODIA | Phnom Penh | |
| Total | 505,134 | 95,848 | 100.0 | 100.0 | |
| B. Mining and quarrying | 179 | 18 | 0.0 | 0.0 | - |
| C. Manufacturing | 71,416 | 8,705 | 14.1 | 9.1 | 0.6 |
| D. Electricity, gas, steam and air conditioning supply | 4,607 | 117 | 0.9 | 0.1 | - |
| E. Water supply; sewerage, waste management and remediation activities | 461 | 63 | 0.1 | 0.1 | - |
| F. Construction | 188 | 68 | 0.0 | 0.1 | - |
| G. Wholesale and retail trade; repair of motor vehicles and motorcycles | 292,350 | 57,829 | 57.9 | 60.3 | 1.0 |
| H. Transportation and storage | 1,557 | 539 | 0.3 | 0.6 | - |
| I. Accommodation and food service activities | 69,662 | 14,734 | 13.8 | 15.4 | 1.1 |
| J. Information and communication | 4,711 | 1,353 | 0.9 | 1.4 | - |
| K. Financial and insurance activities | 3,584 | 826 | 0.7 | 0.9 | - |
| L. Real estate activities | 120 | 84 | 0.0 | 0.1 | - |
| M. Professional, scientific and technical activities | 957 | 395 | 0.2 | 0.4 | - |
| N. Administrative and support service activities | 6,023 | 827 | 1.2 | 0.9 | - |
| P. Education | 9,874 | 909 | 2.0 | 0.9 | - |
| Q. Human health and social work activities | 4,885 | 1,359 | 1.0 | 1.4 | 1.5 |
| R. Arts, entertainment and recreation | 1,780 | 434 | 0.4 | 0.5 | - |
| S. Other service activities | 32,780 | 7,588 | 6.5 | 7.9 | 1.2 |

1) LQ is not shown if numerators or denominators are less than 1%.

2) Figures may not be equal to calculation results based on figures in the table because percentages are rounded to one decimal place.

<Industrial Structure on Persons Engaged>

Table 1-14 and Fig.1-14 depict a different picture of the percentage of the number of persons engaged from that of the percentage of the number of establishments. The proportion of “G. Wholesale and retail trade; etc.” shrinks to 33.1% and that of “C. Manufacturing” increases to 31.7% in Cambodia, though the order does not change. “P. Education” appears in the fourth position after “I. Accommodation and food service activities”, followed by “S. Other service activities”.

In Phnom Penh, the proportion of “C. Manufacturing” becomes the first with 44.5%. “G. Wholesale and retail trade; etc.” shrinks to 22.9% though it keeps the second position. “I. Accommodation and food service activities”, “P. Education”, and “S. Other service activities” follow in this order. Accordingly, these five sections can be said as major industries for Phnom Penh in terms of number of persons engaged.

Fig. 1-14: Percentage of Number of Persons Engaged by Industry

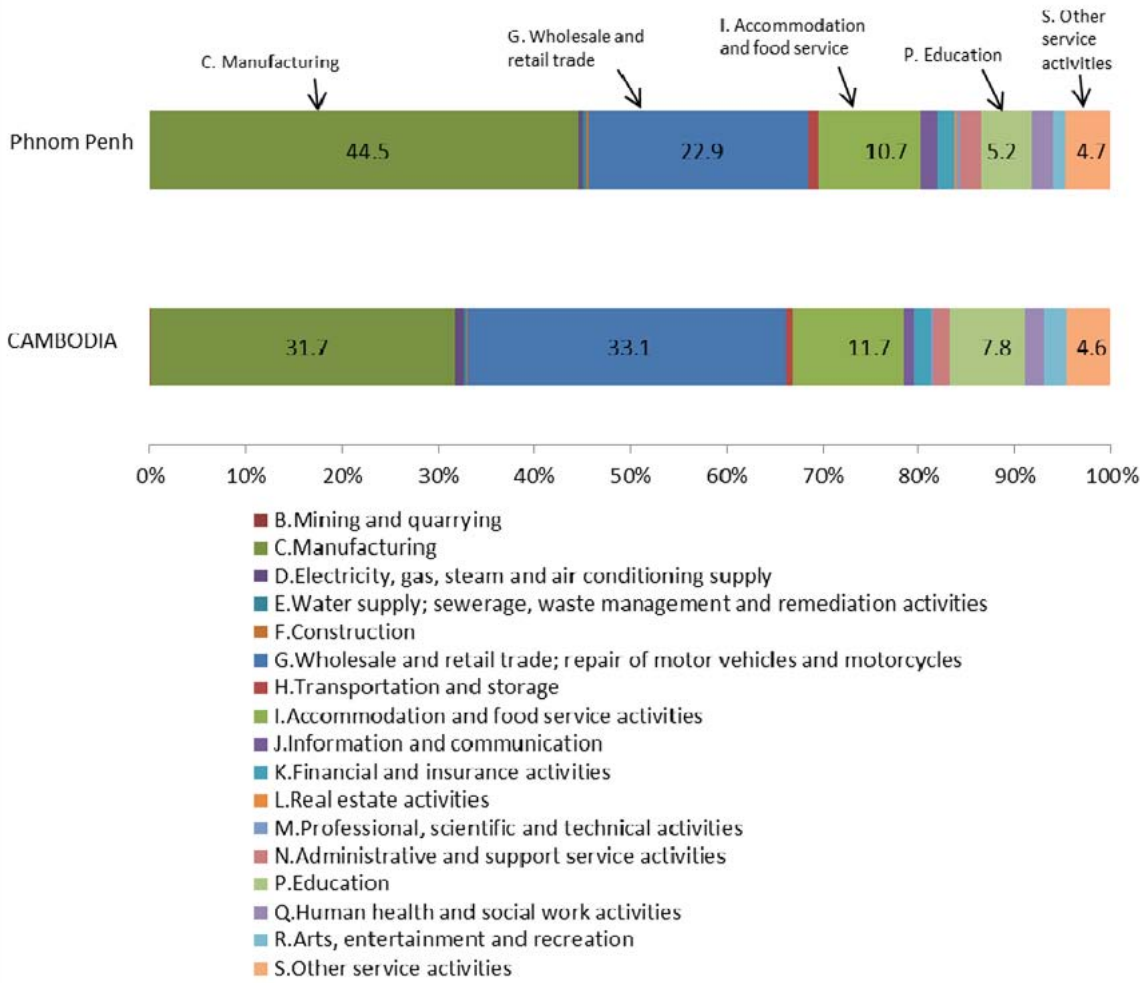


Table 1-14: Number and Percentage of Persons Engaged by Section of Industry

| Section of industry | CAMBODIA | 12 Phnom Penh | CAMBODIA | 12 Phnom Penh | LQ ¹⁾²⁾ |
|--|-----------|------------------|----------|------------------|--------------------|
| Total | 1,673,390 | 556,865 | 100.0 | 100.0 | |
| B. Mining and quarrying | 2,040 | 232 | 0.1 | 0.0 | - |
| C. Manufacturing | 530,341 | 247,630 | 31.7 | 44.5 | 1.4 |
| D. Electricity, gas, steam and air conditioning supply | 14,632 | 3,140 | 0.9 | 0.6 | - |
| E. Water supply; sewerage, waste management and remediation activities | 4,208 | 2,015 | 0.3 | 0.4 | - |
| F. Construction | 2,029 | 1,085 | 0.1 | 0.2 | - |
| G. Wholesale and retail trade; repair of motor vehicles and motorcycles | 553,493 | 127,375 | 33.1 | 22.9 | 0.7 |
| H. Transportation and storage | 11,945 | 6,134 | 0.7 | 1.1 | - |
| I. Accommodation and food service activities | 195,287 | 59,486 | 11.7 | 10.7 | 0.9 |
| J. Information and communication | 16,589 | 9,071 | 1.0 | 1.6 | 1.6 |
| K. Financial and insurance activities | 27,832 | 10,184 | 1.7 | 1.8 | 1.1 |
| L. Real estate activities | 1,071 | 792 | 0.1 | 0.1 | - |
| M. Professional, scientific and technical activities | 3,814 | 2,272 | 0.2 | 0.4 | - |
| N. Administrative and support service activities | 30,080 | 12,215 | 1.8 | 2.2 | 1.2 |
| P. Education | 130,356 | 29,080 | 7.8 | 5.2 | 0.7 |
| Q. Human health and social work activities | 33,176 | 12,440 | 2.0 | 2.2 | 1.1 |
| R. Arts, entertainment and recreation | 40,163 | 7,623 | 2.4 | 1.4 | 0.6 |
| S. Other service activities | 76,334 | 26,091 | 4.6 | 4.7 | 1.0 |

1) LQ is not shown if numerators or denominators are less than 1%.

2) Figures may not be equal to calculation results based on figures in the table because percentages are rounded to one decimal place.

Observing the location quotients for Phnom Penh in Table 1-14, “J. Information and communication” (1.6), and “C. Manufacturing” (1.4) recorded high values.

<Industrial Structure on Annual Sales>

Table 1-15 and Fig.1-15 indicate amounts and their percentages of annual sales by industry in Cambodia and in Phnom Penh. The order of the percentages of annual sales by industry is similar to the one in the persons engaged in Cambodia. But, “K. Financial and insurance activities” appears in the fourth position in place of “P. Education”.

On the other hand, the order of percentages in Phnom Penh shows a different picture. “G. Wholesale and retail trade; etc.” becomes the first position with 30.8%, and “C. Manufacturing” occupies the second position with 25.7%. “K. Financial and insurance activities” and “J. Information and communication” follow with 9.3% and 7.9% respectively.

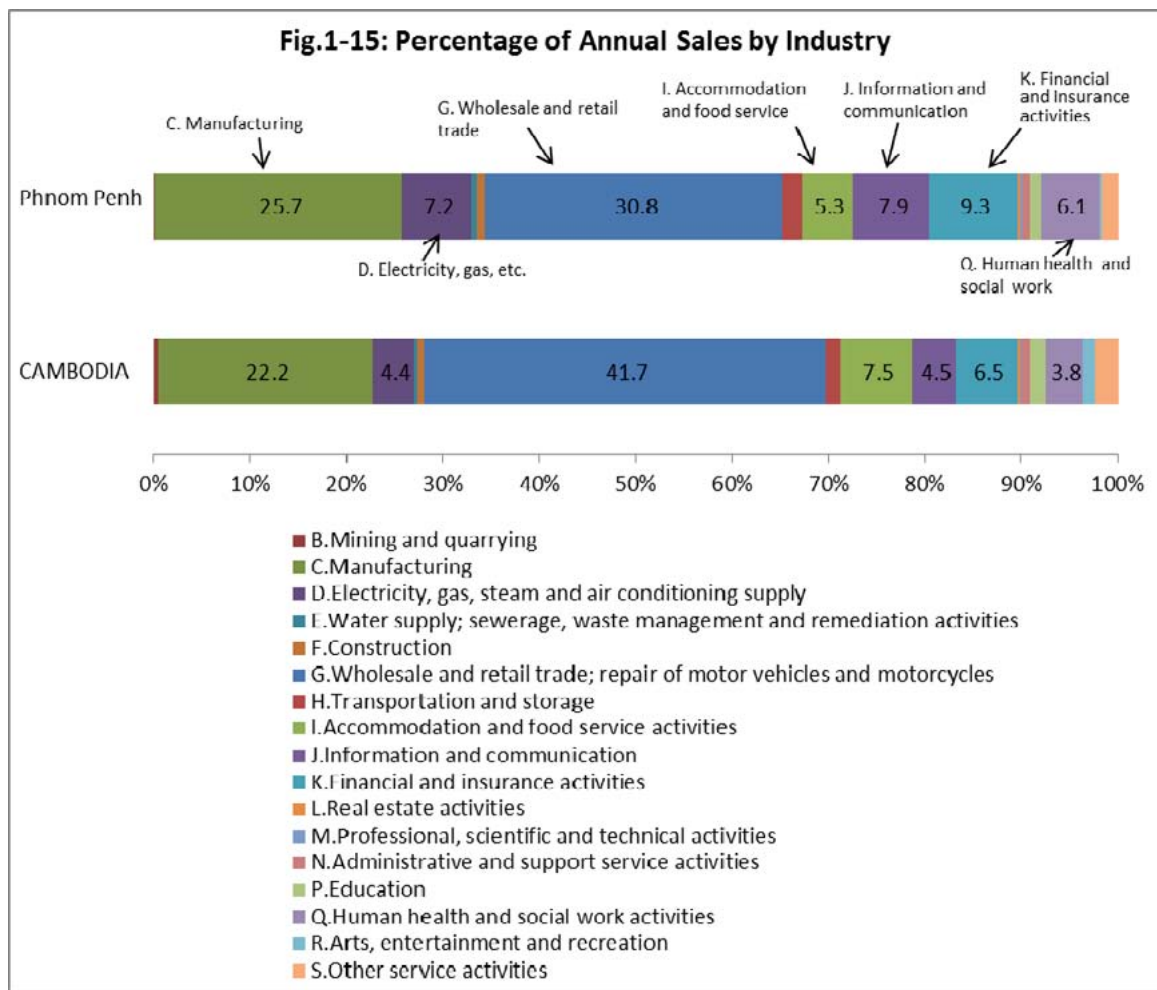


Table 1-15: Amount and Percentage of Annual Sales (million USD) by Section of Industry

| Section of industry | CAMBODIA | 12 Phnom Penh | CAMBODIA | 12 Phnom Penh | LQ ¹⁾²⁾ |
|---|----------|------------------|----------|------------------|--------------------|
| Total | 12,678 | 7,027 | 100.0 | 100.0 | |
| B. Mining and quarrying | 55 | 6 | 0.4 | 0.1 | - |
| C. Manufacturing | 2,820 | 1,808 | 22.2 | 25.7 | 1.2 |
| D. Electricity, gas, steam and air conditioning supply | 564 | 506 | 4.4 | 7.2 | 1.6 |
| E. Water supply; sewerage, waste management and remediation activities | 48 | 35 | 0.4 | 0.5 | - |
| F. Construction | 65 | 63 | 0.5 | 0.9 | - |
| G. Wholesale and retail trade; repair of motor vehicles and motorcycles | 5,282 | 2,162 | 41.7 | 30.8 | 0.7 |
| H. Transportation and storage | 191 | 142 | 1.5 | 2.0 | 1.3 |
| I. Accommodation and food service activities | 954 | 369 | 7.5 | 5.3 | 0.7 |
| J. Information and communication | 567 | 557 | 4.5 | 7.9 | 1.8 |
| K. Financial and insurance activities | 823 | 652 | 6.5 | 9.3 | 1.4 |
| L. Real estate activities | 24 | 15 | 0.2 | 0.2 | - |
| M. Professional, scientific and technical activities | 25 | 21 | 0.2 | 0.3 | - |
| N. Administrative and support service activities | 98 | 46 | 0.8 | 0.7 | - |
| P. Education | 215 | 86 | 1.7 | 1.2 | 0.7 |
| Q. Human health and social work activities | 483 | 427 | 3.8 | 6.1 | 1.6 |
| R. Arts, entertainment and recreation | 161 | 14 | 1.3 | 0.2 | - |
| S. Other service activities | 303 | 117 | 2.4 | 1.7 | 0.7 |

1) LQ is not shown if numerators or denominators are less than 1%.

2) Figures may not be equal to calculation results based on figures in the table because percentages are rounded to one decimal place.

Observing the location quotients, “J. Information and communication” (1.8), “Q. Human health and social work activities” (1.6) and “D. Electricity, gas, steam and air conditioning supply” (1.6) marked high values.

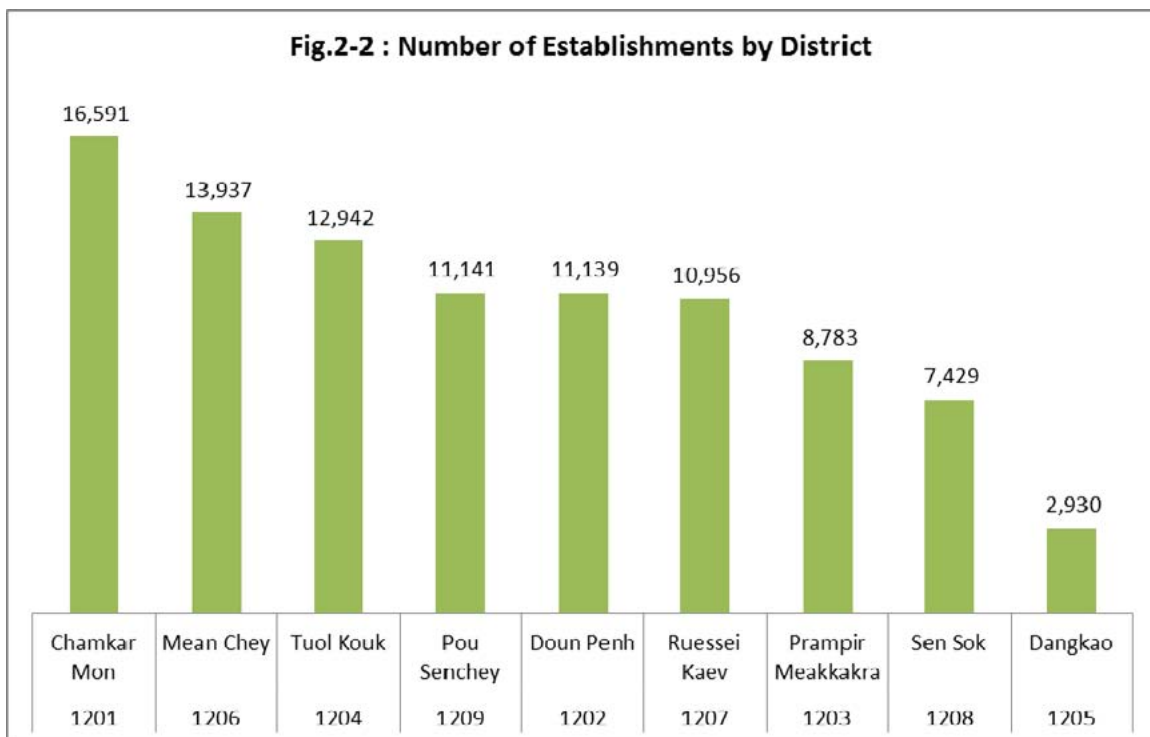
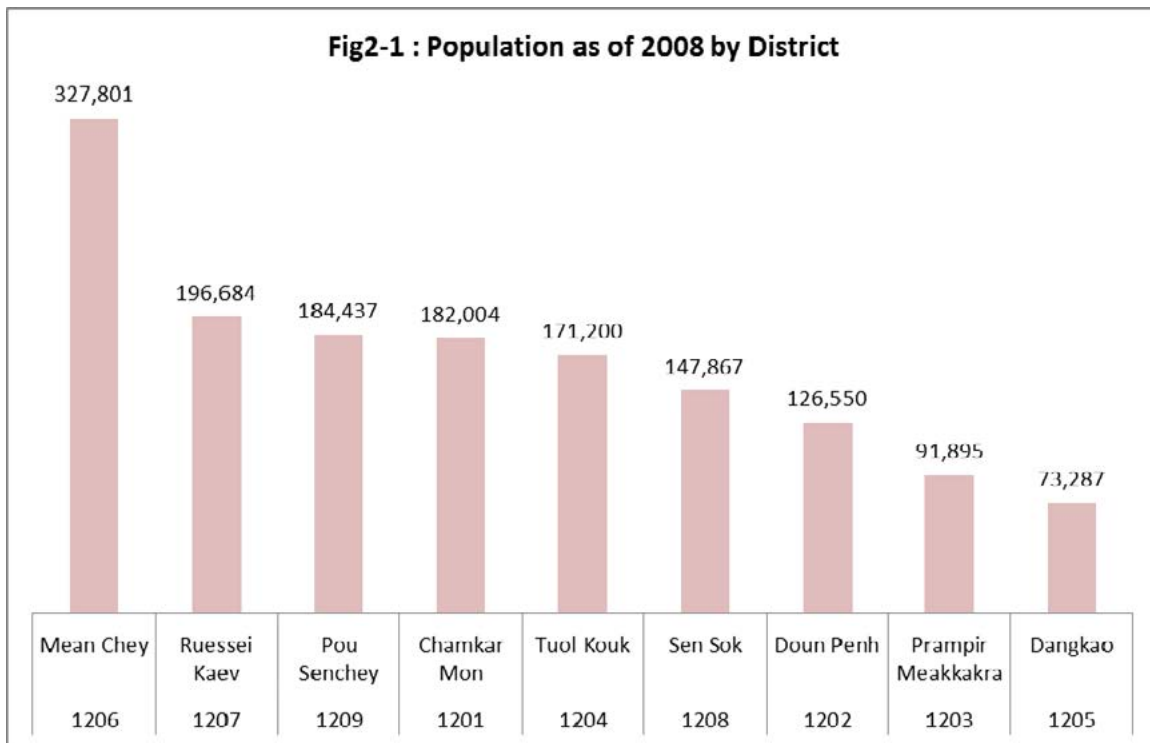
Chapter 2: Findings from the Results on Districts within Phnom Penh Municipality

2-1 : Relative Scale of each District

The territory of Municipality of Phnom Penh is divided into nine districts, and each district is subdivided into 6 to 13 communes. “1201 Chamkar Mon”, “1202 Doun Penh”, “1203 Prampir Meakkakra”, and “1204 Tuol Kouk” are located in the central core area and other five districts are located in the outskirts of the Municipality. Among the nine districts the most populated district is “1206 Mean Chey” with inhabitants of 327,801 persons, while the least populated district is “1205 Dangkao” with 73,287 persons (Fig.2-1). The former occupies 21.9%, and the latter 4.9% of the total population of Phnom Penh.

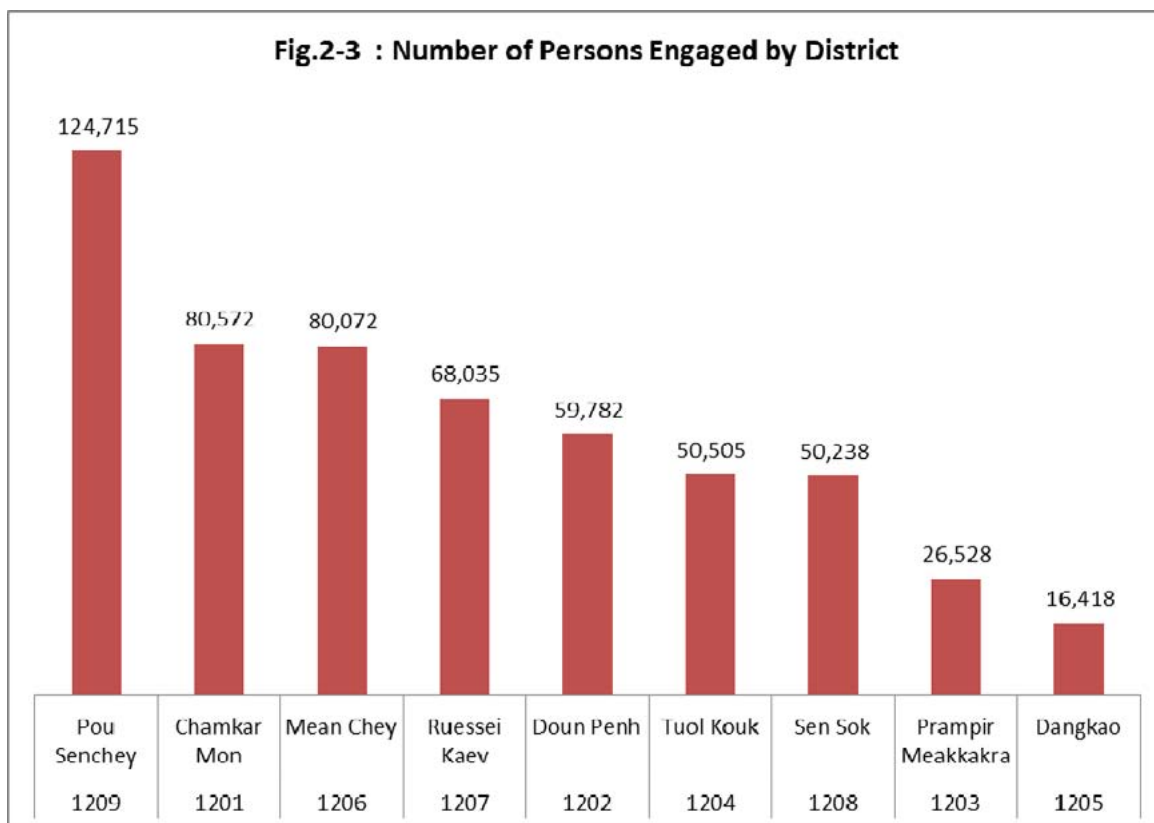
Table 2-1: Prime Results from the Census, Population as of 2008 and Number of Communes by District

| | | Number of establishments | Number of persons engaged | Amount of annual sales (million USD) | Amount of annual expenses (million USD) | Population (2008) | Number of communes |
|-----------|-------------------|--------------------------|---------------------------|--------------------------------------|---|-------------------|--------------------|
| 12 | Phnom Penh | 95,848 | 556,865 | 7,027 | 6,303 | 1,501,725 | 96 |
| 1201 | Chamkar Mon | 16,591 | 80,572 | 1,523 | 1,338 | 182,004 | 12 |
| 1202 | Doun Penh | 11,139 | 59,782 | 2,141 | 1,841 | 126,550 | 11 |
| 1203 | Prampir Meakkakra | 8,783 | 26,528 | 253 | 199 | 91,895 | 8 |
| 1204 | Tuol Kouk | 12,942 | 50,505 | 656 | 616 | 171,200 | 10 |
| 1205 | Dangkao | 2,930 | 16,418 | 52 | 52 | 73,287 | 13 |
| 1206 | Mean Chey | 13,937 | 80,072 | 641 | 586 | 327,801 | 12 |
| 1207 | Ruessei Kaev | 10,956 | 68,035 | 608 | 560 | 196,684 | 11 |
| 1208 | Sen Sok | 7,429 | 50,238 | 273 | 248 | 147,867 | 6 |
| 1209 | Pou Senchey | 11,141 | 124,715 | 878 | 864 | 184,437 | 13 |



According to the results of the 2011 Economic Census, in the number of establishments, “1201 Chamkar Mon” with 16,591 establishments recorded the most, while “1205 Dangkao” with 2,930 establishments the least among the nine districts.

In the number of persons engaged, “1209 Pou Senchey” with 124,715 persons showed the first rank, while “1205 Dangkao” with 16,418 persons the nine rank. “1206 Mean Chey” recording the first rank in population occupied the third rank. “1201 Chamkar Mon” presenting the first rank in number of establishments recorded the second rank.



In the amount of annual sales, “1202 Doun Penh” being ranked at the fifth position in numbers of establishment and of persons engaged occupied the first position among the nine districts. “1201 Chamkar Mon” being ranked at the first position in number of establishments occupied the second position. “1209 Pou Senchey” being ranked at the third position in population, the first rank in number of persons engaged and the fourth position in number of establishment occupied the third position. The amount of annual sales showed an extremely great difference from 52 million US dollars in “1205 Dangkao” to 2 billion 141 million US dollars in “1202 Doun Penh” among the nine districts.

In the amount of annual expenses, the order of each district is the same as that of annual sales, and the amounts also show a similar divergence.

Fig.2-4 : Amount of Annual Sales (million USD) by District

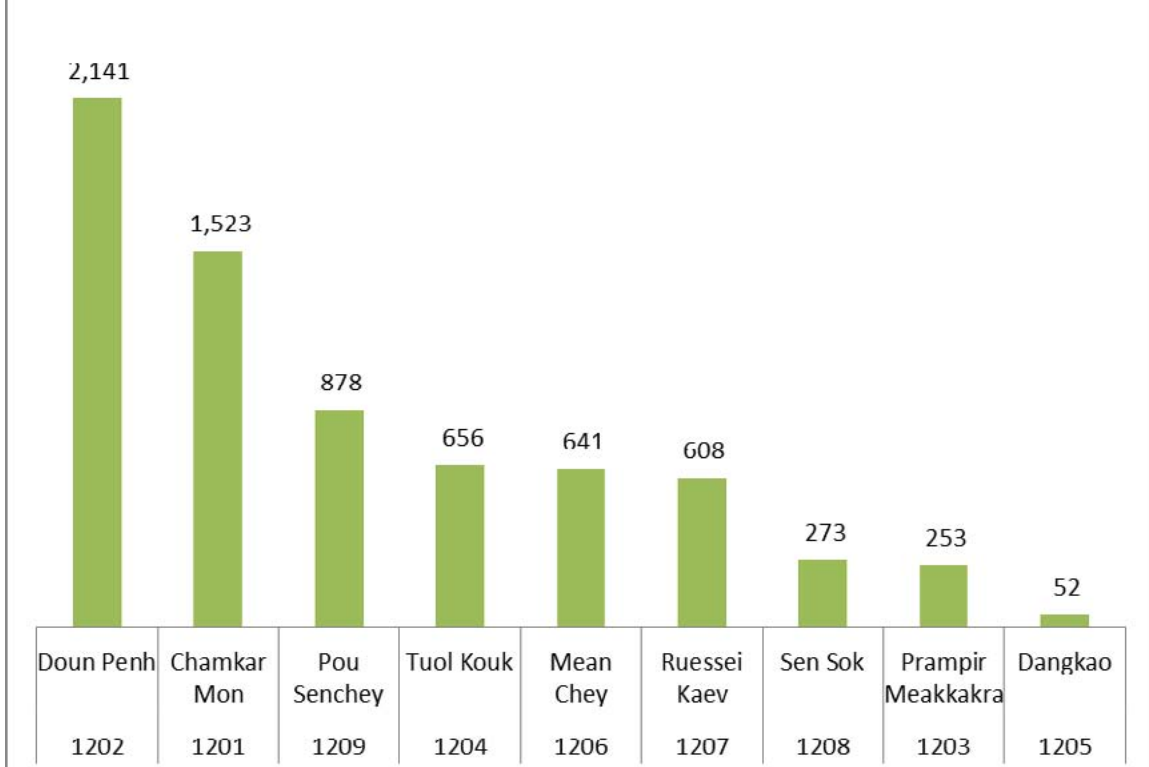


Fig.2-5 : Amount of Annual Expenses (million USD) by District

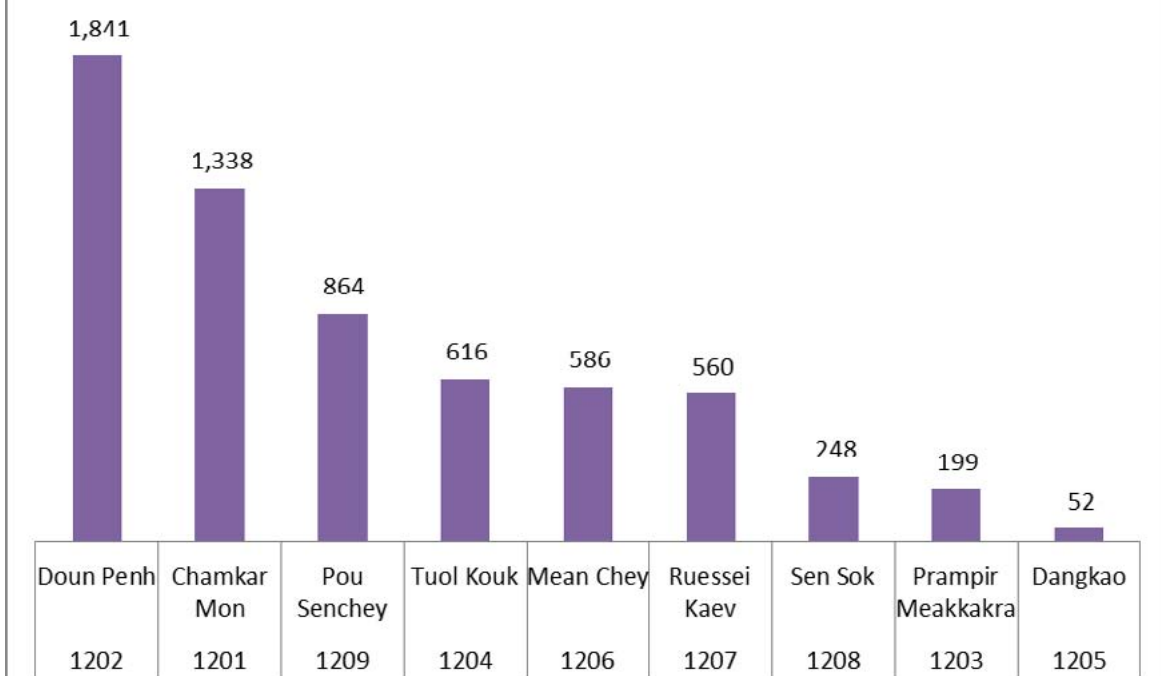
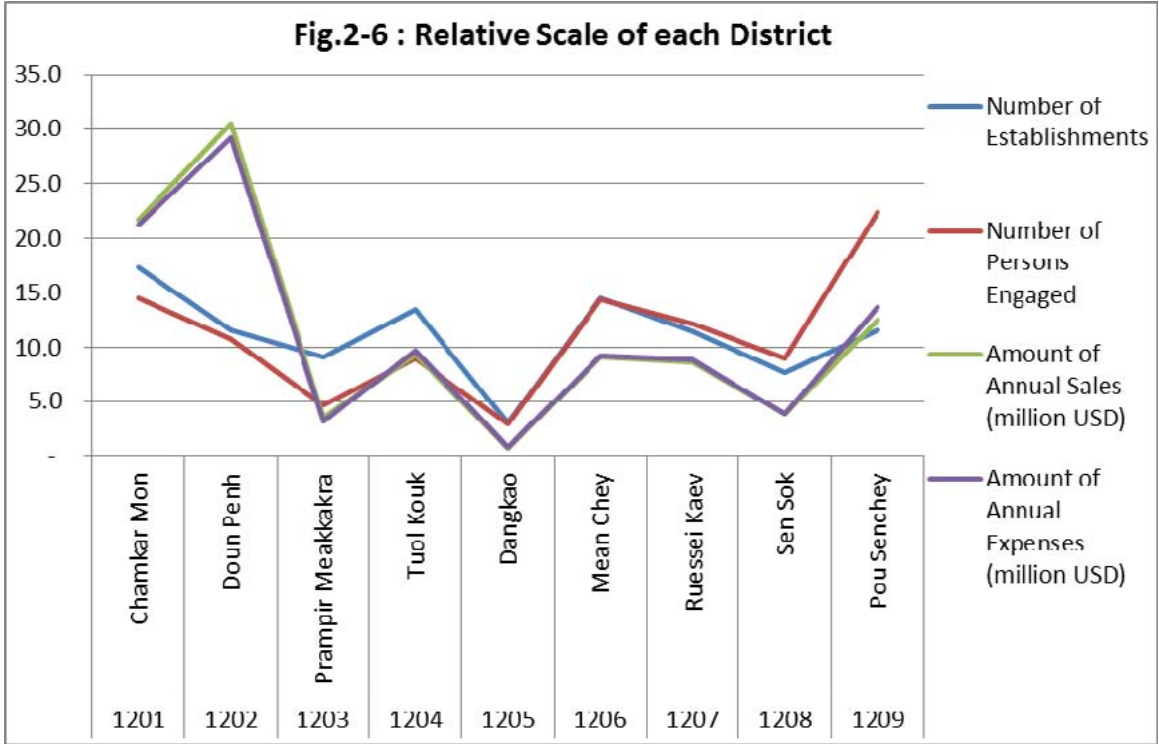


Table 2-2 presents the percentages of total numbers of establishments, total number of persons engaged, total amount of annual sales, total amount of annual expenses, and total population for Phnom Penh by district. Each percentage is called as “concentration rate” within Phnom Penh Municipality.

Table 2-2: Percentage Distribution of the Prime Indicators from the Census by District

| | | Number of establishments | Number of persons engaged | Amount of annual sales | Amount of annual expenses | Population (2008) |
|-----------|-------------------|--------------------------|---------------------------|------------------------|---------------------------|-------------------|
| 12 | Phnom Penh | 100.0 | 100.0 | 100.00 | 100.00 | 100.0 |
| 1201 | Chamkar Mon | 17.3 | 14.5 | 21.7 | 21.2 | 12.1 |
| 1202 | Doun Penh | 11.6 | 10.7 | 30.5 | 29.2 | 8.4 |
| 1203 | Prampir Meakkakra | 9.2 | 4.8 | 3.6 | 3.2 | 6.1 |
| 1204 | Tuol Kouk | 13.5 | 9.1 | 9.3 | 9.8 | 11.4 |
| 1205 | Dangkao | 3.1 | 2.9 | 0.7 | 0.8 | 4.9 |
| 1206 | Mean Chey | 14.5 | 14.4 | 9.1 | 9.3 | 21.8 |
| 1207 | Ruessei Kaev | 11.4 | 12.2 | 8.6 | 8.9 | 13.1 |
| 1208 | Sen Sok | 7.8 | 9.0 | 3.9 | 3.9 | 9.8 |
| 1209 | Pou Senchey | 11.6 | 22.4 | 12.5 | 13.7 | 12.3 |

Looking at Fig.2-6, it is found that “1202 Doun Penh”, “1206 Mean Chey” and “1209 Pou Senchey” have larger occupancy than other districts.



2-2 : Business Place of Establishment

As explained in the corresponding section in Chapter 1, in the Census the kind of business place was enumerated. It is classified into the categories as presented in the column heads of Table 2-3 shown below.

According to the table, the percentage by the kind of business place shows the largest in “Home business” for Phnom Penh (52.2%) as well as for the Kingdom (64.7%). It is found that there are two districts indicating equal or larger percentages for “In traditional market” than for “Home business”. They are “1201 Chamkar Mon” and “1203 Prampir Meakkakra”, which are located in the central core area of Phnom Penh. The other districts show the largest percentage in “Home business”. Among them, “1205 Dangkao” with 67.9% is the highest. In the two districts indicating the largest for “In traditional market”, “1203 Prampir Meakkakra” with 40.7% was higher. In the other seven districts showing the largest in “Home business”, the second largest was “In traditional market”.

As for the percentage of “Street business”, “1202 Doun Penh” with 15.7% ranks at the highest position, “1203 Prampir Meakkakra” with 15.0% ranks at the second, and “1207 Ruessei Kaev” with 12.1% ranks at the third. Besides these districts, “1209 Pou Senchey” shows a higher percentage of 11.7% than Phnom Penh (11.6%), while others are equal or below the Municipal level.

As for the percentage of “In apartment building” recording 5.1% for Phnom Penh, “1205 Dangkao” with 10.1% indicates the highest followed by “1203 Prampir Meakkakra” (8.6%) and “1201 Chamkar Mon” (6.4%).

“1202 Doun Penh” presents the largest with 3.6% in the percentage for “In modern shopping mall” followed by “1201 Chamkar Mon” with 1.5%.

As for “Occupying exclusively one block or one building”, Phnom Penh with 2.2% is lower than the Kingdom (4.2%). “1205 Dangkao” shows the biggest with 4.4%. The districts located in the outskirts of Phnom Penh present higher than the percentage of the Municipal level.

Table 2-3: Percentage of Number of Establishments by Kind of Business Place and District

| | Total | Street business | Home business | In apartment building | In traditional market | In modern shopping mall | Occupying exclusively one block or one building | Others |
|------------------------|--------------|-----------------|---------------|-----------------------|-----------------------|-------------------------|---|------------|
| CAMBODIA | 100.0 | 8.3 | 64.7 | 2.7 | 18.4 | 0.2 | 4.2 | 1.5 |
| 12 Phnom Penh | 100.0 | 11.6 | 52.2 | 5.1 | 27.2 | 0.7 | 2.2 | 1.0 |
| 1201 Chamkar Mon | 100.0 | 8.3 | 40.3 | 6.4 | 40.3 | 1.5 | 1.9 | 1.4 |
| 1202 Doun Penh | 100.0 | 15.7 | 39.2 | 7.3 | 32.0 | 3.6 | 1.1 | 1.2 |
| 1203 Prampir Meakkakra | 100.0 | 15.0 | 34.2 | 8.6 | 40.7 | 0.6 | 0.9 | 0.1 |
| 1204 Tuol Kouk | 100.0 | 11.1 | 52.3 | 4.8 | 29.0 | - | 1.4 | 1.4 |
| 1205 Dangkao | 100.0 | 5.1 | 67.9 | 10.1 | 11.8 | - | 4.4 | 0.7 |
| 1206 Mean Chey | 100.0 | 11.5 | 61.6 | 3.4 | 20.0 | - | 2.8 | 0.6 |
| 1207 Ruessei Kaev | 100.0 | 12.1 | 65.5 | 3.4 | 14.9 | - | 2.9 | 1.2 |
| 1208 Sen Sok | 100.0 | 11.6 | 66.1 | 4.6 | 13.5 | - | 3.4 | 0.8 |
| 1209 Pou Senchey | 100.0 | 11.7 | 58.7 | 1.4 | 24.5 | - | 2.9 | 0.8 |

2-3: Size of Establishment

The size of establishment can be measured by asset for operating the establishment, land area for business, and number of persons engaged, etc. In this section, the latter two indicators are treated.

<Size of Land Area of Business Place>

The size of land area for business place was enumerated in this Census. It is regarded as size of working space of each establishment. It is classified into the categories as shown in the column heads of Table 2-4.

Observing the table, all of the districts except for “1205 Dangkao” (48.6%) showed larger than 50% in “Under 10m²”. Among those Districts, “1203 Prampir Meakkakra” and “1202 Doun Penh” were larger than 60%. “1203 Prampir Meakkakra” indicated larger than 50% in “Under 5m²” according to Annex Table D5-1.

For “10m² - under 50m²”, the percentage ranges from 24.1% of “1203 Prampir Meakkakra” to 37.2% of “1205 Dangkao”. For “100m² and over”, “1205 Dangkao” indicates the largest with 8.7%, “1201 Chamkar Mon” and “1208 Sen Sok” follow with 8.0% and 7.8% respectively.

Table 2-4: Percentage of Number of Establishments by Area of Business place by District

| | Under 10m ² | 10m ² - under 50m ² | 50m ² - under 100m ² | 100m ² and over |
|------------------------|------------------------|---|--|----------------------------|
| CAMBODIA | 52.5 | 34.6 | 5.7 | 7.2 |
| 12 Phnom Penh | 56.8 | 29.9 | 6.8 | 6.5 |
| 1201 Chamkar Mon | 57.1 | 25.9 | 9.0 | 8.0 |
| 1202 Doun Penh | 61.4 | 25.9 | 6.8 | 5.9 |
| 1203 Prampir Meakkakra | 68.2 | 24.1 | 4.5 | 3.3 |
| 1204 Tuol Kouk | 53.4 | 33.0 | 7.3 | 6.3 |
| 1205 Dangkao | 48.6 | 37.2 | 5.5 | 8.7 |
| 1206 Mean Chey | 57.1 | 32.6 | 4.7 | 5.6 |
| 1207 Ruessei Kaev | 53.6 | 33.7 | 6.0 | 6.7 |
| 1208 Sen Sok | 51.5 | 33.1 | 7.5 | 7.8 |
| 1209 Pou Senchey | 55.6 | 29.9 | 7.7 | 6.8 |

<Size of Number of Persons Engaged>

Comparing the percentages of establishments by the size class of persons engaged among the nine districts, larger than 80% of establishments were for the small-sized class of the establishments with less than 5 persons in all districts. Even for the size class of 1 person, “1208 Sen Sok” showed the largest percentage of 58.2%. Also “1207 Ruessei Kaev” and “1205 Dangkao” showed larger than 50%, while “1202 Doun Penh” and “1201 Chamkar Mon” indicated smaller than 40%.

On the other hand, “1202 Doun Penh” and “1201 Chamkar Mon” showing the same value of 7.3% recorded the highest rank for the size class of 10 persons or more. The third highest was recorded by “1204 Tuol Kouk” showing 5.3%, while the lowest was shown by “1209 Pou Senchey” with 3.4%.

Table 2-5: Percentage of Number of Establishments by Size Class of Number of Persons Engaged and by District

| | 1 person | 2~4 | 5~9 | 10~19 | 20~49 | 50~99 | 100~ |
|------------------------|-------------|-------------|------------|------------|------------|------------|------------|
| CAMBODIA | 44.0 | 48.2 | 5.2 | 1.6 | 0.7 | 0.2 | 0.2 |
| 12 Phnom Penh | 46.0 | 40.6 | 8.3 | 2.8 | 1.3 | 0.4 | 0.5 |
| 1201 Chamkar Mon | 39.7 | 40.9 | 12.1 | 4.3 | 2.2 | 0.5 | 0.3 |
| 1202 Doun Penh | 39.6 | 40.8 | 12.3 | 4.4 | 2.0 | 0.6 | 0.4 |
| 1203 Prampir Meakkakra | 42.4 | 45.2 | 8.7 | 2.3 | 1.0 | 0.3 | 0.1 |
| 1204 Tuol Kouk | 41.0 | 43.8 | 9.9 | 3.3 | 1.3 | 0.4 | 0.3 |
| 1205 Dangkao | 52.8 | 38.6 | 4.0 | 2.4 | 1.2 | 0.3 | 0.7 |
| 1206 Mean Chey | 48.9 | 41.8 | 5.7 | 1.8 | 0.9 | 0.3 | 0.6 |
| 1207 Ruessei Kaev | 53.6 | 36.7 | 5.9 | 1.8 | 1.0 | 0.3 | 0.6 |
| 1208 Sen Sok | 58.2 | 31.7 | 5.8 | 2.3 | 1.1 | 0.3 | 0.6 |
| 1209 Pou Senchey | 49.8 | 41.6 | 5.2 | 1.4 | 0.7 | 0.3 | 1.0 |

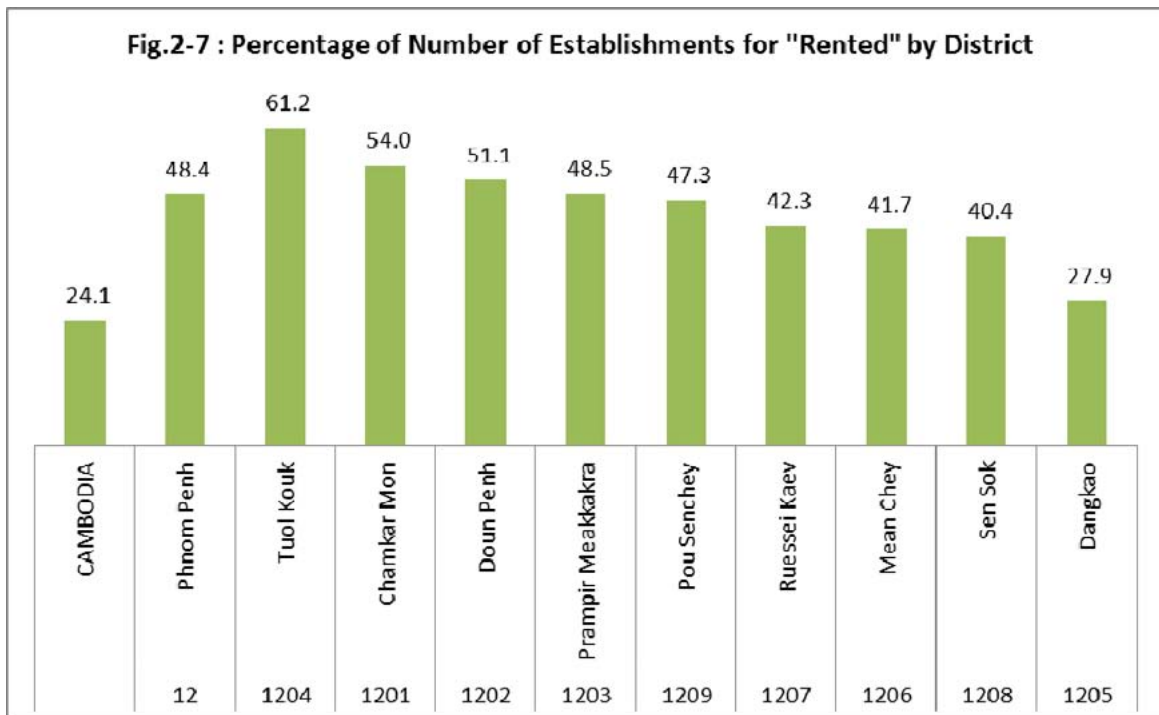
2-4: Status of Establishment

<Type of Establishment>

About 97% of total establishments were classified as “Single unit” in Phnom Penh and 98% in the Kingdom. Others were classified as “Head office” and “Branch office”. Within Phnom Penh, all the nine districts presented equal or larger than 95% for “Single unit”. 321 head offices out of 386 in Cambodia were located in Phnom Penh. 196 head offices out of 321, that is, 61% of head offices were located in two districts located at the central core area of Phnom Penh. They are “1201 Chamkar Mon” and “1202 Doun Penh” (Annex Table D2-1 and D2-2).

<Tenure of Business Place>

All of the nine districts in Phnom Penh recorded higher percentages for “Rented” than in Cambodia as shown in Fig.2-7. Among them, “1204 Tuol Kouk” (61.2%) marked the highest, and “1201 Chamkar Mon” (54.0%) the second highest, while “1205 Dangkao” (27.9%) indicated the lowest. By and large, the districts locating in the central core area of Phnom Penh presented higher values in “Rented” than in “Owned”, while the districts locating in the outskirts of Phnom Penh were higher in “Owned” than in “Rented”.



<Ownership of Establishment>

As explained in the corresponding section in Chapter 1, categories c) to j) in the following categories for ownership of establishment are integrated into “Partnership, company and cooperative” as shown in the column heads of Table 2-6 due to the reason that the percentage for each of those categories is very small.

- a) “Individual proprietor (with no registration)”
- b) “Sole proprietor (with registration)”
- c) “General partnership”
- d) “Limited partnership”
- e) “Private limited company”
- f) “Public limited company”
- g) “Subsidiary of a foreign company”
- h) “Branch of a foreign company”
- i) “Commercial representative office of a foreign company”
- j) “Cooperative”
- k) “State-owned organization (including autonomy-owned organization)”
- l) “NGO”
- m) “Others”

Table 2-6: Percentage of Number of Establishments by Ownership and by District

| | Total | Individual proprietor | Sole proprietor | Partnership, company and cooperative | State-owned organization | NGO | Others |
|------------------------|--------------|-----------------------|-----------------|--------------------------------------|--------------------------|------------|------------|
| CAMBODIA | 100.0 | 93.7 | 2.4 | 0.9 | 1.8 | 0.2 | 1.0 |
| 12 Phnom Penh | 100.0 | 92.4 | 5.3 | 1.4 | 0.3 | 0.3 | 0.3 |
| 1201 Chamkar Mon | 100.0 | 89.6 | 6.8 | 2.2 | 0.2 | 0.7 | 0.5 |
| 1202 Doun Penh | 100.0 | 86.5 | 10.6 | 2.3 | 0.2 | 0.3 | 0.1 |
| 1203 Prampir Meakkakra | 100.0 | 90.7 | 8.2 | 0.8 | 0.1 | 0.1 | 0.1 |
| 1204 Tuol Kouk | 100.0 | 91.3 | 7.3 | 0.7 | 0.2 | 0.4 | 0.1 |
| 1205 Dangkao | 100.0 | 94.4 | 2.3 | 1.0 | 1.3 | 0.0 | 1.0 |
| 1206 Mean Chey | 100.0 | 94.9 | 3.0 | 1.0 | 0.3 | 0.4 | 0.3 |
| 1207 Ruessei Kaev | 100.0 | 96.1 | 1.8 | 1.1 | 0.5 | 0.2 | 0.3 |
| 1208 Sen Sok | 100.0 | 94.4 | 2.8 | 1.8 | 0.4 | 0.2 | 0.3 |
| 1209 Pou Senchey | 100.0 | 96.3 | 1.7 | 1.0 | 0.5 | 0.1 | 0.3 |

Looking at the table, it is known that percentages of establishments for “Individual proprietor” range from 86% ~ 96%. Combining the “Individual proprietor” with “Sole proprietor”, the single proprietors present larger than 96% in all districts. For “Sole proprietor”, “1202 Doun Penh” indicated the highest (10.6%), and “1203 Prampir Meakkakra”, “1204 Tuol Kouk” and “1201 Chamkar Mon” exceeded the level of Phnom Penh (5.3%).

As for the establishments of “Partnership, company and cooperative”, “1202 Doun Penh”, “1201 Chamkar Mon” and “1208 Sen Sok” exceeded Phnom Penh (1.4%) in percentage. As for “State-owned organization”, the percentage ranges from 0.1% to 1.3% with “1205 Dangkao” indicating 1.3%.

<Year of Starting the Business>

As described in Chapter 1, according to Table 1-9, it is known that about 68% of the establishments started their activities in or after 2005 in Phnom Penh, while 66% did so in the Kingdom. Observing the upper part of Table 2-7, it is recognized that within Phnom Penh. “1201 Chamkar Mon”, “1202 Doun Penh” and “1203 Prampir Meakkakra” located in the central core area of Phnom Penh showed percentages below the level of Cambodia (65.5%). As to the other districts, “1209 Pou Senchey” located in the outskirts of Phnom Penh recorded 81.5% which was the highest. Also, “1205 Dangkao” and “1208 Sen Sok” indicated larger than 70% for the period in or after 2005.

In addition, as described in Chapter 1, Phnom Penh indicated 26.4% against 24.0% for Cambodia for the period of 2010 or after. This suggests that the tendency of recent increase in new establishments was stronger in Phnom Penh Municipality than in other provinces in total. Also, the finding that the concentration rate for Phnom Penh recorded an increasing trend from 15.3% of the period prior to 1990 to the highest (21.2%) for the period of 2010 or after, supports the suggestion described above.

Within Phnom Penh, for the period of 2010 or after, the district showing the greatest percentage of 36.8% was “1208 Sen Sok” locating in the outskirts of Phnom Penh followed by “1205 Dangkao” and “1209 Pou Senchey” indicated larger than 30%. On the other hand, the district showing the smallest of 17.3% was “1203 Prampir Meakkakra”. Also, “1201 Chamkar Mon”, “1202 Doun Penh” and “1207 Ruessei Kaev” presented smaller percentages than the level of Phnom Penh (26.8%). Accordingly, it is inferred that the recent increase in the number of establishments within Phnom Penh is much supported by its outskirts than by its central core area.

However, observing the lower part of Table 2-7 showing the percentage of number of persons engaged, a rather different picture from that of number of establishments is drawn. Particularly, it is recognized that the percentages of number of persons engaged are smaller than those of establishments for all the districts for the period of 2010 or after.

**Table 2-7: Percentages of Establishments and of Persons Engaged by
Year of Starting the Business and District**

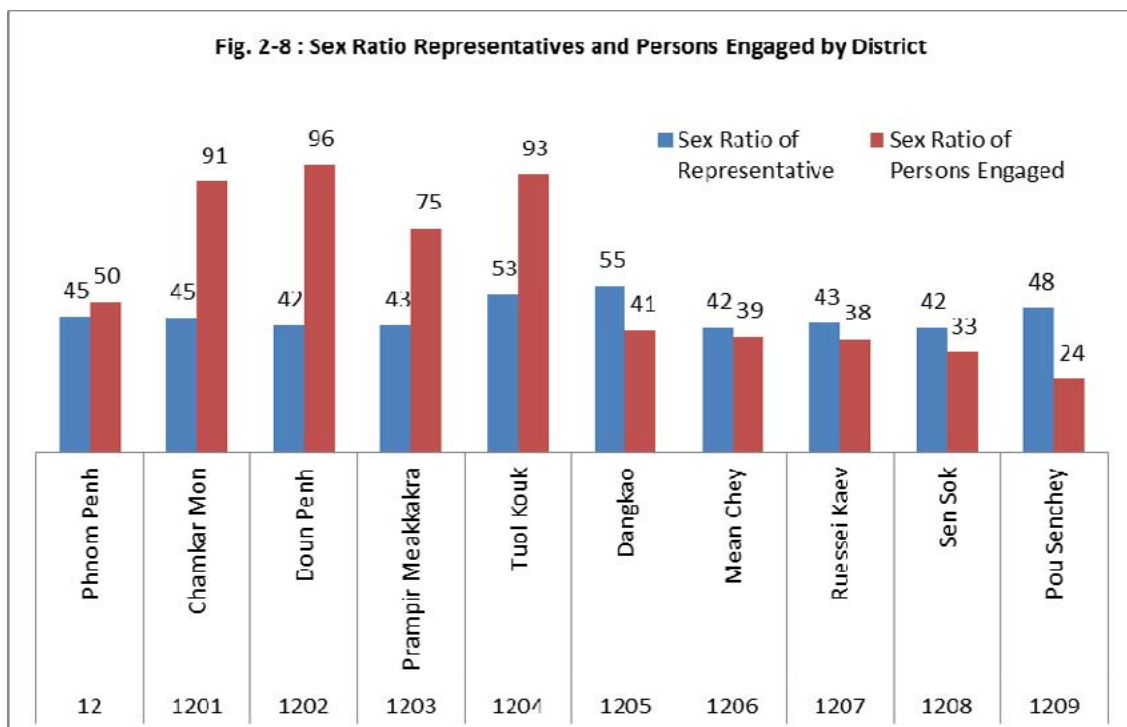
| | | Total ¹⁾ | Prior to 1990 | 1990 - 1999 | 2000 - 2004 | 2005 - 2009 | 2010 or after |
|-----------------|-------------------|---------------------|------------------|----------------|-------------|----------------|------------------|
| | | Establishments | | | | | |
| CAMBODIA | | 100.0 | 5.3 | 12.1 | 17.0 | 41.6 | 24.0 |
| 12 | Phnom Penh | 100.0 | 4.3 | 11.4 | 16.4 | 41.1 | 26.8 |
| 1201 | Chamkar Mon | 100.0 | 4.6 | 16.0 | 16.3 | 38.9 | 24.3 |
| 1202 | Doun Penh | 100.0 | 5.1 | 19.0 | 16.3 | 35.2 | 24.4 |
| 1203 | Prampir Meakkakra | 100.0 | 3.1 | 8.8 | 35.6 | 35.2 | 17.3 |
| 1204 | Tuol Kouk | 100.0 | 3.1 | 11.6 | 15.8 | 42.8 | 26.8 |
| 1205 | Dangkao | 100.0 | 4.0 | 6.6 | 10.3 | 46.3 | 32.8 |
| 1206 | Mean Chey | 100.0 | 5.7 | 10.3 | 14.4 | 41.9 | 27.6 |
| 1207 | Ruessei Kaev | 100.0 | 7.0 | 10.8 | 13.8 | 42.0 | 26.5 |
| 1208 | Sen Sok | 100.0 | 2.7 | 7.0 | 12.8 | 40.7 | 36.8 |
| 1209 | Pou Senchey | 100.0 | 2.0 | 5.1 | 11.4 | 50.4 | 31.1 |
| | | Persons Engaged | | | | | |
| CAMBODIA | | 100.0 | 7.3 | 16.5 | 17.3 | 40.9 | 18.0 |
| 12 | Phnom Penh | 100.0 | 4.2 | 20.0 | 16.1 | 41.3 | 18.4 |
| 1201 | Chamkar Mon | 100.0 | 5.8 | 20.0 | 21.3 | 34.6 | 18.3 |
| 1202 | Doun Penh | 100.0 | 9.0 | 25.0 | 18.6 | 31.8 | 15.6 |
| 1203 | Prampir Meakkakra | 100.0 | 5.6 | 13.0 | 28.3 | 36.7 | 16.4 |
| 1204 | Tuol Kouk | 100.0 | 8.4 | 10.3 | 14.6 | 45.9 | 20.7 |
| 1205 | Dangkao | 100.0 | 5.5 | 13.0 | 9.5 | 49.8 | 22.2 |
| 1206 | Mean Chey | 100.0 | 3.6 | 21.7 | 20.7 | 40.0 | 14.1 |
| 1207 | Ruessei Kaev | 100.0 | 3.3 | 29.5 | 14.2 | 33.4 | 19.5 |
| 1208 | Sen Sok | 100.0 | 2.1 | 24.7 | 13.0 | 37.3 | 22.9 |
| 1209 | Pou Senchey | 100.0 | 0.6 | 15.7 | 9.7 | 55.0 | 19.0 |

1) Excludes "unknown".

2-5: Status of Persons Engaged

<Sex Balance of Persons Engaged between the Representatives by Sex >

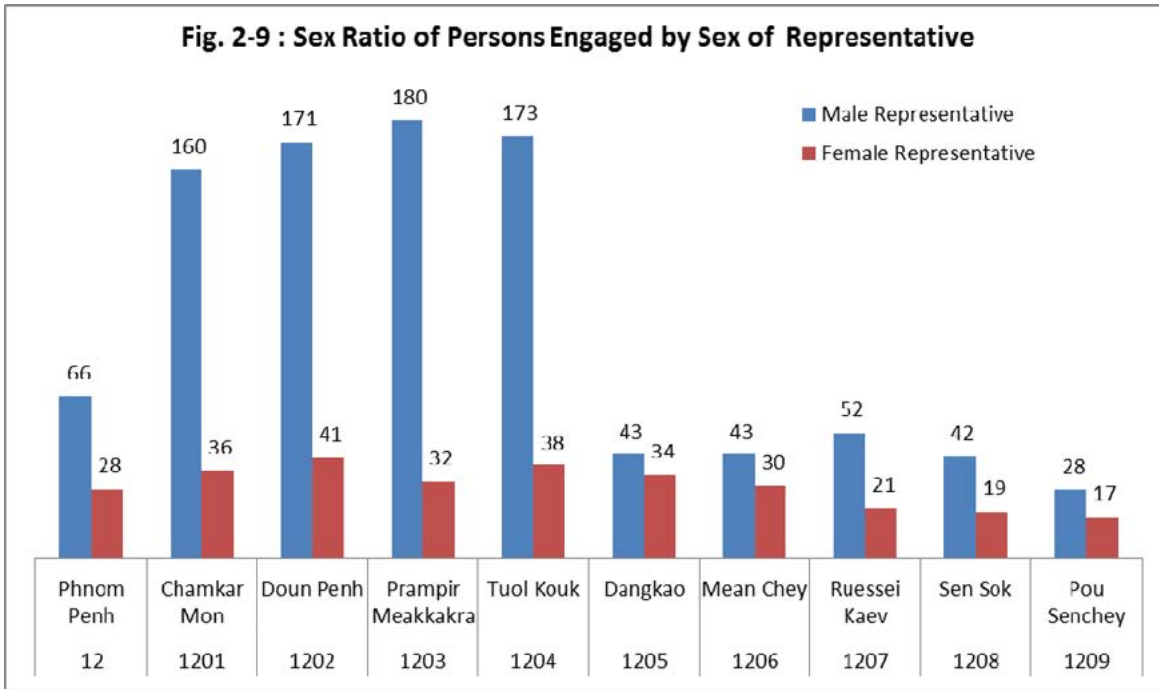
As described in Chapter 1, the sex ratio is measured by number of males per 100 females. The sex ratio of the persons engaged showed 63 males per 100 females for Cambodia and 50 males per 100 females for Phnom Penh. Accordingly, male workers are less than female workers for Cambodia and much less in Phnom Penh.



Looking at Fig.2-8, within Municipality of Phnom Penh all of the nine districts present sex ratios of persons engaged below 100. Among those nine districts the districts located in the central core area show higher sex ratios than the districts located in the outskirts of Phnom Penh.

Meanwhile, the sex ratio of the representatives of establishments concentrates narrowly in the range from 40% to 50% showing no great difference.

On the other hand, observing Fig.2-9 on the sex ratio of persons engaged by sex of representatives of establishments, it is recognized that the sex ratio for female representatives is extremely low from 17 for “1209 Pou Senchey” to 41 for “1202 Doun Penh”, while the sex ratio for male representatives displays different patterns between the districts in the central core area and those in the outskirts. The former districts indicate very high ratios from 160 for” 1201 Chamkar Mon” to 180 for “1203 Prampir Meakkakra”, while the latter districts record very low ratios from 28 for”1209 Pou Senchey” to 52 for “1207 Ruessei Kaev”.



2-6: Industrial Structure

As described in Section 1-6 of Chapter 1, the most important purpose of an economic census is to disclose the whole picture of the industrial structure for each of provinces, districts, commune and other various types of regions as well as for the country. By industrial classification, the industrial structure on establishments, enterprises, persons engaged, sales, expenses, profits, etc. can be disclosed. In the 2011 Economic Census, the industrial structures on establishments and on persons engaged for provinces, districts and communes are presented according to the sections of the International Standard Industrial Classification (ISIC) excluding the sections of “A”, “O”, “T” and “U”. In order to draw the whole picture of industrial structure, it is needless to say that those activities excluded in the 2011 Economic Census should be included. Even so, it will be very helpful to use the data derived from the Census for drawing crude pictures of the industrial structures of provinces, districts and communes as well as the Kingdom.

<Industrial Structure on Establishments>

Observing Fig.2-10 or Annex Table D7-2 presenting the industrial structure on establishments for each district of Phnom Penh, it is found that “G. Wholesale and retail trade; etc.”, “I. Accommodation and food service activities”, “C. Manufacturing”, and “S. Other service activities” indicate greater proportions among the seventeen sections of the industrial classification and constitute major sections of industry.

Among the major sections, “G. Wholesale and retail trade; etc.” occupied more than half of the total number of establishments in each district of Phnom Penh. Among the nine districts, “1203 Prampir Meakkakra” marked the highest position with 70.5%, while “1207 Ruessei Kaev” showed 53.4% which was ranked at the lowest position.

Following this industrial section, the percentages for “I. Accommodation and food service activities” indicated the second position among the industrial sections for all of the districts excluding “1207 Ruessei Kaev” in which the percentage for “C. Manufacturing” occupied the second rank. “1202 Doun Penh” recorded the highest rank with 18.1%, while “1203 Prampir Meakkakra” showed the lowest position with 11.5%.

The percentage for “C. Manufacturing” presenting the third position for Phnom Penh displayed a different picture among the nine districts. The districts located in the outer fringe of Phnom Penh recorded higher percentages for “C. Manufacturing” than those of the central part of Phnom Penh.

The highest of 18.4% was indicated by “1207 Ruessei Kaev” located in the former area, while the lowest of 4.6% was shown by “1202 Doun Penh” in the latter area.

The percentage for “S. Other service activities” showing 7.9% for Phnom Penh recorded the highest for”1204 Tuol Kouk” with 9.0%, while it indicated the lowest for “1203 Prampir Meakkakra” with 5.7%.

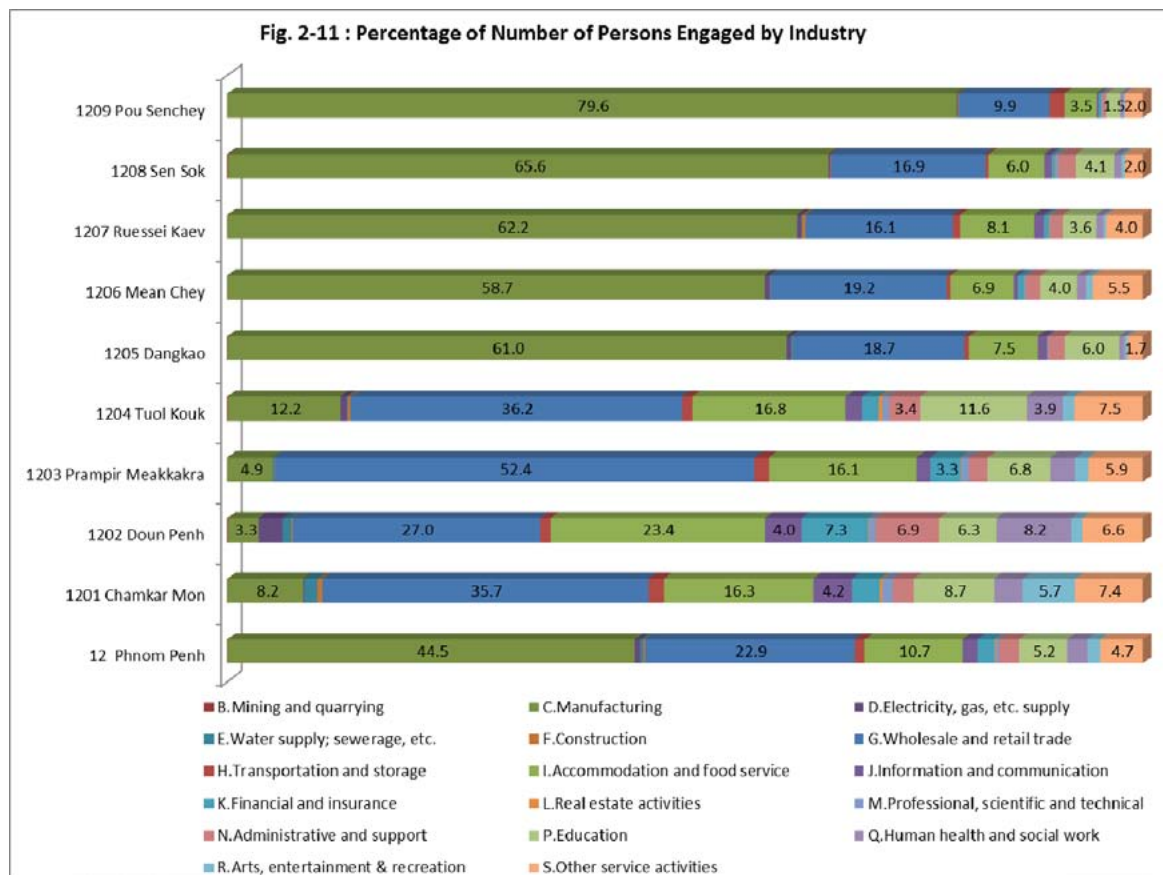


<Industrial Structure on Persons Engaged>

On the other hand, the picture of the industrial structure on persons engaged for the nine districts within Phnom Penh present a rather different pattern as shown in Fig.2-11 or Annex Table D7-4.

Among the seventeen sections of industry, “C. Manufacturing” recorded the largest in Phnom Penh showing 44.5%. Within Phnom Penh, “1209 Pou Senchey” showing 79.6% indicated the first rank, while “1202 Doun Penh” presenting 3.3% marked the lowest position. This industry displayed a clear contrast between the districts located in the outskirts indicating very large proportions and those located in the central core showing very small proportions.

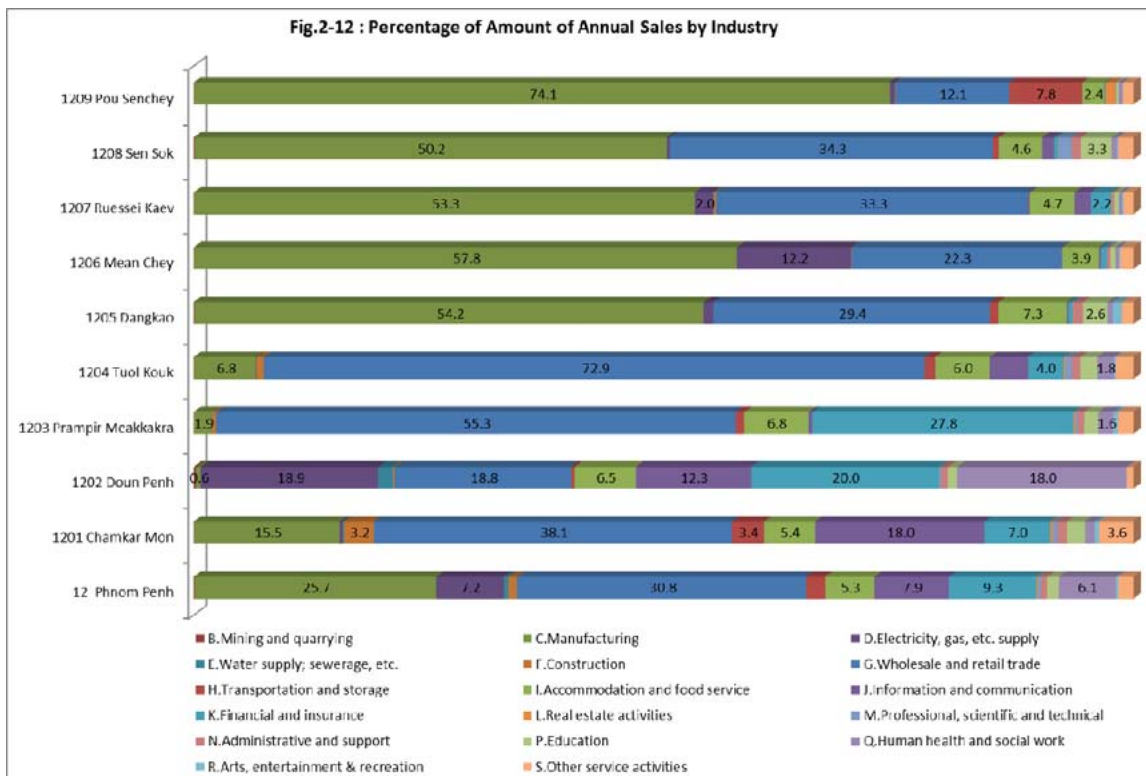
On the contrary, the proportions of “G. Wholesale and retail trade; etc.”, “I. Accommodation and food service activities”, and “S. Other service activities” showed smaller proportions for the districts located in the outer fringe, while greater proportions for those located in the central core.



<Industrial Structure on Annual Sales>

Fig.2-12 and Annex Table D16-3 depict the percentage distribution of the amount of annual sales by industry and by district of Phnom Penh. It shows a similar picture to that of the persons engaged.

However, “K. Financial and insurance activities” appears in the first position in “1203 Prampir Meakkakra” with 27.8% and the second position in “1202 Doun Penh” with 20.0%.



Reference

Comparison of Industrial Compositions of Phnom Penh Municipality and Cambodia between 2008PC and 2011EC ¹⁾

| | Phnom Penh | | | | CAMBODIA | | | |
|---|--------------------------------|-----------------|--------------------------------|-----------------|--------------------------------|-----------------|--------------------------------|-----------------|
| | Employed persons ²⁾ | Persons engaged | Employed persons ²⁾ | Persons engaged | Employed persons ²⁾ | Persons engaged | Employed persons ²⁾ | Persons engaged |
| | 2008 PC | 2011 EC | 2008 PC | 2011 EC | 2008 PC | 2011 EC | 2008 PC | 2011 EC |
| TOTAL | 645,990 | 556,865 | 120.3 | 100.0 | 6,961,398 | 1,673,390 | 403.6 | 100.0 |
| A. Agriculture, forestry & fishing | 34,367 | | 6.4 | | 5,028,963 | | 291.6 | |
| B. Mining & quarrying | 135 | 232 | 0.0 | 0.0 | 5,084 | 2,040 | 0.3 | 0.1 |
| C. Manufacturing | 169,114 | 247,630 | 33.5 | 44.5 | 433,394 | 530,341 | 25.1 | 31.7 |
| D. Electricity, gas, steam, etc. | 2,932 | 3,140 | 0.5 | 0.6 | 7,515 | 14,632 | 0.4 | 0.9 |
| E. Water supply, sewerage, waste management, etc. | 3,650 | 2,015 | 0.7 | 0.4 | 8,112 | 4,208 | 0.5 | 0.3 |
| F. Construction | 34,432 | 1,085 | 6.4 | 0.2 | 142,915 | 2,029 | 8.3 | 0.1 |
| G. Wholesale & retail trade; repair of motor vehicles & motorcycles | 155,007 | 127,375 | 28.9 | 22.9 | 539,569 | 553,493 | 31.3 | 33.1 |
| H. Transportation & storage | 43,210 | 6,134 | 8.0 | 1.1 | 156,440 | 11,945 | 9.1 | 0.7 |
| I. Accommodation & food service | 21,476 | 59,486 | 4.0 | 10.7 | 60,544 | 195,287 | 3.5 | 11.7 |
| J. Information & communication | 3,902 | 9,071 | 0.7 | 1.6 | 6,989 | 16,589 | 0.4 | 1.0 |
| K. Financial & insurance activities | 7,875 | 10,184 | 1.5 | 1.8 | 16,987 | 27,832 | 1.0 | 1.7 |
| L. Real estate activities | 181 | 792 | 0.0 | 0.1 | 535 | 1,071 | 0.0 | 0.1 |
| M. Professional, scientific & technical activities | 6,621 | 2,272 | 1.2 | 0.4 | 13,808 | 3,814 | 0.8 | 0.2 |
| N. Administrative & support service | 29,995 | 12,215 | 5.6 | 2.2 | 54,949 | 30,080 | 3.2 | 1.8 |
| O. Public administration, etc. | 66,019 | | 12.3 | | 189,606 | | 11.0 | |
| P. Education | 18,545 | 29,080 | 3.5 | 5.2 | 113,815 | 130,356 | 6.6 | 7.8 |
| Q. Human health & social work | 10,432 | 12,440 | 1.9 | 2.2 | 32,688 | 33,176 | 1.9 | 2.0 |
| R. Arts, entertainment & recreation | 5,253 | 7,623 | 1.0 | 1.4 | 21,386 | 40,163 | 1.2 | 2.4 |
| S. Other service activities | 24,228 | 26,091 | 4.5 | 4.7 | 109,967 | 76,334 | 6.4 | 4.6 |
| T. Activities of households as employers; | 369 | | 0.1 | | 1,116 | | 0.1 | |
| U. Activities of extraterritorial organizations & bodies | 8,110 | | 1.5 | | 16,632 | | 1.0 | |
| Not classifiable anywhere (n.c.a.) | 137 | | 0.0 | | 384 | | 0.0 | |
| Total excluding A, O, T, U and n.c.a. | 536,988 | | 100.0 | | 1,724,697 | | 100.0 | |

1) 2008 PC: 2008 Population Census. 2011 EC: 2011 Economic Census.

2) Aged 5 and over.

Observing the table, it can be recognized that about three fourths of the employed persons in the country of Cambodia, were engaged mostly in the agricultural sector as well as in the sectors of “O”, “T” and “U” in ISIC, which were not enumerated in the Census. This fact should always be kept in mind when we analyze the results of the Economic Census both for Cambodia and Phnom Penh.

Annex Tables

for Cambodia by Province

Notes on the Statistical Tables

1. "-" denotes that there are no applicable figures.
2. "0" or "0.0" denotes below unit.

Annex Table 1-1 Numbers of Establishments and of Persons Engaged, and Average Number of Persons Engaged per Establishment by Sex of Representative, and Sex Ratio of Representatives: Province

| Province | Number of Establishments | | | Number of Persons Engaged | | | Average Number of Persons Engaged per Establishment | | | Sex Ratio of Representatives |
|---|--------------------------|---------------------|-----------------------|---------------------------|---------------------|-----------------------|---|---------------------|-----------------------|------------------------------|
| | Total | Male representative | Female representative | Total | Male representative | Female representative | Total | Male representative | Female representative | |
| Numbers of Establishments and of Persons Engaged | | | | | | | | | | |
| Cambodia | 505,134 | 176,130 | 329,004 | 1,673,390 | 947,946 | 725,444 | 3.3 | 5.4 | 2.2 | 54 |
| 01 Banteay Meanchey | 21,541 | 7,555 | 13,986 | 67,370 | 37,357 | 30,013 | 3.1 | 4.9 | 2.1 | 54 |
| 02 Battambang | 34,097 | 11,271 | 22,826 | 84,790 | 41,535 | 43,255 | 2.5 | 3.7 | 1.9 | 49 |
| 03 Kampong Cham | 56,263 | 21,516 | 34,747 | 143,044 | 79,262 | 63,782 | 2.5 | 3.7 | 1.8 | 62 |
| 04 Kampong Chhnang | 19,690 | 7,602 | 12,088 | 57,575 | 35,135 | 22,440 | 2.9 | 4.6 | 1.9 | 63 |
| 05 Kampong Speu | 22,541 | 10,042 | 12,499 | 72,341 | 41,527 | 30,814 | 3.2 | 4.1 | 2.5 | 80 |
| 06 Kampong Thom | 22,284 | 7,369 | 14,915 | 48,147 | 20,995 | 27,152 | 2.2 | 2.8 | 1.8 | 49 |
| 07 Kampot | 17,042 | 5,729 | 11,313 | 41,623 | 20,490 | 21,133 | 2.4 | 3.6 | 1.9 | 51 |
| 08 Kandal | 40,531 | 14,838 | 25,693 | 151,146 | 89,055 | 62,091 | 3.7 | 6.0 | 2.4 | 58 |
| 09 Koh Kong | 5,051 | 1,397 | 3,654 | 13,039 | 5,815 | 7,224 | 2.6 | 4.2 | 2.0 | 38 |
| 10 Kratie | 11,046 | 3,585 | 7,461 | 22,835 | 10,099 | 12,736 | 2.1 | 2.8 | 1.7 | 48 |
| 11 Mondul Kiri | 2,222 | 788 | 1,434 | 6,018 | 2,825 | 3,193 | 2.7 | 3.6 | 2.2 | 55 |
| 12 Phnom Penh | 95,848 | 29,785 | 66,063 | 556,865 | 355,499 | 201,366 | 5.8 | 11.9 | 3.0 | 45 |
| 13 Preah Vihear | 5,317 | 2,571 | 2,746 | 10,577 | 5,931 | 4,646 | 2.0 | 2.3 | 1.7 | 94 |
| 14 Prey Veng | 29,933 | 11,479 | 18,454 | 64,335 | 31,950 | 32,385 | 2.1 | 2.8 | 1.8 | 62 |
| 15 Pursat | 12,075 | 4,094 | 7,981 | 26,617 | 12,179 | 14,438 | 2.2 | 3.0 | 1.8 | 51 |
| 16 Ratanak Kiri | 5,480 | 2,080 | 3,400 | 12,619 | 5,888 | 6,731 | 2.3 | 2.8 | 2.0 | 61 |
| 17 Siem Reap | 32,120 | 10,510 | 21,610 | 94,326 | 49,326 | 45,000 | 2.9 | 4.7 | 2.1 | 49 |
| 18 Preah Sihanouk | 10,728 | 3,064 | 7,664 | 39,475 | 20,398 | 19,077 | 3.7 | 6.7 | 2.5 | 40 |
| 19 Stung Treng | 4,665 | 1,675 | 2,990 | 11,046 | 5,367 | 5,679 | 2.4 | 3.2 | 1.9 | 56 |
| 20 Svay Rieng | 15,245 | 7,242 | 8,003 | 53,202 | 35,893 | 17,309 | 3.5 | 5.0 | 2.2 | 90 |
| 21 Takeo | 31,997 | 8,652 | 23,345 | 70,796 | 28,382 | 42,414 | 2.2 | 3.3 | 1.8 | 37 |
| 22 Otdar Meanchey | 4,912 | 1,716 | 3,196 | 13,465 | 6,422 | 7,043 | 2.7 | 3.7 | 2.2 | 54 |
| 23 Kep | 1,635 | 539 | 1,096 | 3,937 | 1,847 | 2,090 | 2.4 | 3.4 | 1.9 | 49 |
| 24 Pailin | 2,871 | 1,031 | 1,840 | 8,202 | 4,769 | 3,433 | 2.9 | 4.6 | 1.9 | 56 |
| Concentration Rate of Numbers of Establishments and of Persons Engaged | | | | | | | | | | |
| Cambodia | 100.0 | 100.0 | 100.0 | 100.0 | 100.0 | 100.0 | | | | |
| 01 Banteay Meanchey | 4.3 | 4.3 | 4.3 | 4.0 | 3.9 | 4.1 | | | | |
| 02 Battambang | 6.8 | 6.4 | 6.9 | 5.1 | 4.4 | 6.0 | | | | |
| 03 Kampong Cham | 11.1 | 12.2 | 10.6 | 8.5 | 8.4 | 8.8 | | | | |
| 04 Kampong Chhnang | 3.9 | 4.3 | 3.7 | 3.4 | 3.7 | 3.1 | | | | |
| 05 Kampong Speu | 4.5 | 5.7 | 3.8 | 4.3 | 4.4 | 4.2 | | | | |
| 06 Kampong Thom | 4.4 | 4.2 | 4.5 | 2.9 | 2.2 | 3.7 | | | | |
| 07 Kampot | 3.4 | 3.3 | 3.4 | 2.5 | 2.2 | 2.9 | | | | |
| 08 Kandal | 8.0 | 8.4 | 7.8 | 9.0 | 9.4 | 8.6 | | | | |
| 09 Koh Kong | 1.0 | 0.8 | 1.1 | 0.8 | 0.6 | 1.0 | | | | |
| 10 Kratie | 2.2 | 2.0 | 2.3 | 1.4 | 1.1 | 1.8 | | | | |
| 11 Mondul Kiri | 0.4 | 0.4 | 0.4 | 0.4 | 0.3 | 0.4 | | | | |
| 12 Phnom Penh | 19.0 | 16.9 | 20.1 | 33.3 | 37.5 | 27.8 | | | | |
| 13 Preah Vihear | 1.1 | 1.5 | 0.8 | 0.6 | 0.6 | 0.6 | | | | |
| 14 Prey Veng | 5.9 | 6.5 | 5.6 | 3.8 | 3.4 | 4.5 | | | | |
| 15 Pursat | 2.4 | 2.3 | 2.4 | 1.6 | 1.3 | 2.0 | | | | |
| 16 Ratanak Kiri | 1.1 | 1.2 | 1.0 | 0.8 | 0.6 | 0.9 | | | | |
| 17 Siem Reap | 6.4 | 6.0 | 6.6 | 5.6 | 5.2 | 6.2 | | | | |
| 18 Preah Sihanouk | 2.1 | 1.7 | 2.3 | 2.4 | 2.2 | 2.6 | | | | |
| 19 Stung Treng | 0.9 | 1.0 | 0.9 | 0.7 | 0.6 | 0.8 | | | | |
| 20 Svay Rieng | 3.0 | 4.1 | 2.4 | 3.2 | 3.8 | 2.4 | | | | |
| 21 Takeo | 6.3 | 4.9 | 7.1 | 4.2 | 3.0 | 5.8 | | | | |
| 22 Otdar Meanchey | 1.0 | 1.0 | 1.0 | 0.8 | 0.7 | 1.0 | | | | |
| 23 Kep | 0.3 | 0.3 | 0.3 | 0.2 | 0.2 | 0.3 | | | | |
| 24 Pailin | 0.6 | 0.6 | 0.6 | 0.5 | 0.5 | 0.5 | | | | |

Annex Table 1-2 Number of Persons Engaged by their Sex and Sex of Representative, and Sex Ratio of Persons Engaged by Sex of Representative : Province

| Province | Total | | | Male representative | | | Female representative | | | Sex Ratio of Persons Engaged | | |
|--|-----------|---------|-----------|---------------------|---------|---------|-----------------------|---------|---------|------------------------------|---------------------------|-----------------------------|
| | Total | Male | Female | Total | Male | Female | Total | Male | Female | Total | Under male representative | Under female representative |
| Number of Persons Engaged | | | | | | | | | | | | |
| Cambodia | 1,673,390 | 649,358 | 1,024,032 | 947,946 | 483,513 | 464,433 | 725,444 | 165,845 | 559,599 | 63 | 104 | 30 |
| 01 Banteay Meanchey | 67,370 | 30,564 | 36,806 | 37,357 | 23,233 | 14,124 | 30,013 | 7,331 | 22,682 | 83 | 164 | 32 |
| 02 Battambang | 84,790 | 37,271 | 47,519 | 41,535 | 27,518 | 14,017 | 43,255 | 9,753 | 33,502 | 78 | 196 | 29 |
| 03 Kampong Cham | 143,044 | 64,132 | 78,912 | 79,262 | 48,820 | 30,442 | 63,782 | 15,312 | 48,470 | 81 | 160 | 32 |
| 04 Kampong Chhnang | 57,575 | 20,891 | 36,684 | 35,135 | 15,442 | 19,693 | 22,440 | 5,449 | 16,991 | 57 | 78 | 32 |
| 05 Kampong Speu | 72,341 | 28,477 | 43,864 | 41,527 | 20,514 | 21,013 | 30,814 | 7,963 | 22,851 | 65 | 98 | 35 |
| 06 Kampong Thom | 48,147 | 20,838 | 27,309 | 20,995 | 14,098 | 6,897 | 27,152 | 6,740 | 20,412 | 76 | 204 | 33 |
| 07 Kampot | 41,623 | 18,179 | 23,444 | 20,490 | 13,313 | 7,177 | 21,133 | 4,866 | 16,267 | 78 | 185 | 30 |
| 08 Kandal | 151,146 | 47,459 | 103,687 | 89,055 | 36,615 | 52,440 | 62,091 | 10,844 | 51,247 | 46 | 70 | 21 |
| 09 Koh Kong | 13,039 | 5,491 | 7,548 | 5,815 | 3,985 | 1,830 | 7,224 | 1,506 | 5,718 | 73 | 218 | 26 |
| 10 Kratie | 22,835 | 9,808 | 13,027 | 10,099 | 7,057 | 3,042 | 12,736 | 2,751 | 9,985 | 75 | 232 | 28 |
| 11 Mondul Kiri | 6,018 | 2,943 | 3,075 | 2,825 | 1,999 | 826 | 3,193 | 944 | 2,249 | 96 | 242 | 42 |
| 12 Phnom Penh | 556,865 | 186,129 | 370,736 | 355,499 | 141,855 | 213,644 | 201,366 | 44,274 | 157,092 | 50 | 66 | 28 |
| 13 Preah Vihear | 10,577 | 5,241 | 5,336 | 5,931 | 4,173 | 1,758 | 4,646 | 1,068 | 3,578 | 98 | 237 | 30 |
| 14 Prey Veng | 64,335 | 29,979 | 34,356 | 31,950 | 21,814 | 10,136 | 32,385 | 8,165 | 24,220 | 87 | 215 | 34 |
| 15 Pursat | 26,617 | 11,510 | 15,107 | 12,179 | 8,261 | 3,918 | 14,438 | 3,249 | 11,189 | 76 | 211 | 29 |
| 16 Ratanak Kiri | 12,619 | 5,922 | 6,697 | 5,888 | 4,216 | 1,672 | 6,731 | 1,706 | 5,025 | 88 | 252 | 34 |
| 17 Siem Reap | 94,326 | 40,141 | 54,185 | 49,326 | 29,995 | 19,331 | 45,000 | 10,146 | 34,854 | 74 | 155 | 29 |
| 18 Preah Sihanouk | 39,475 | 15,900 | 23,575 | 20,398 | 11,790 | 8,608 | 19,077 | 4,110 | 14,967 | 67 | 137 | 27 |
| 19 Stung Treng | 11,046 | 4,944 | 6,102 | 5,367 | 3,479 | 1,888 | 5,679 | 1,465 | 4,214 | 81 | 184 | 35 |
| 20 Svay Rieng | 53,202 | 23,934 | 29,268 | 35,893 | 18,783 | 17,110 | 17,309 | 5,151 | 12,158 | 82 | 110 | 42 |
| 21 Takeo | 70,796 | 28,272 | 42,524 | 28,382 | 18,506 | 9,876 | 42,414 | 9,766 | 32,648 | 66 | 187 | 30 |
| 22 Otdar Meanchey | 13,465 | 6,225 | 7,240 | 6,422 | 4,160 | 2,262 | 7,043 | 2,065 | 4,978 | 86 | 184 | 41 |
| 23 Kep | 3,937 | 1,699 | 2,238 | 1,847 | 1,247 | 600 | 2,090 | 452 | 1,638 | 76 | 208 | 28 |
| 24 Pailin | 8,202 | 3,409 | 4,793 | 4,769 | 2,640 | 2,129 | 3,433 | 769 | 2,664 | 71 | 124 | 29 |
| Concentration Rate of Number of Persons Engaged | | | | | | | | | | | | |
| Cambodia | 100.0 | 100.0 | 100.0 | 100.0 | 100.0 | 100.0 | 100.0 | 100.0 | 100.0 | 100.0 | 100.0 | 100.0 |
| 01 Banteay Meanchey | 4.0 | 4.7 | 3.6 | 3.9 | 4.8 | 3.0 | 4.1 | 4.4 | 4.1 | 4.1 | 4.1 | 4.1 |
| 02 Battambang | 5.1 | 5.7 | 4.6 | 4.4 | 5.7 | 3.0 | 6.0 | 5.9 | 6.0 | 6.0 | 6.0 | 6.0 |
| 03 Kampong Cham | 8.5 | 9.9 | 7.7 | 8.4 | 10.1 | 6.6 | 8.8 | 9.2 | 8.7 | 8.7 | 8.7 | 8.7 |
| 04 Kampong Chhnang | 3.4 | 3.2 | 3.6 | 3.7 | 3.2 | 4.2 | 3.1 | 3.3 | 3.0 | 3.0 | 3.0 | 3.0 |
| 05 Kampong Speu | 4.3 | 4.4 | 4.3 | 4.4 | 4.2 | 4.5 | 4.2 | 4.8 | 4.1 | 4.1 | 4.1 | 4.1 |
| 06 Kampong Thom | 2.9 | 3.2 | 2.7 | 2.2 | 2.9 | 1.5 | 3.7 | 4.1 | 3.6 | 3.6 | 3.6 | 3.6 |
| 07 Kampot | 2.5 | 2.8 | 2.3 | 2.2 | 2.8 | 1.5 | 2.9 | 2.9 | 2.9 | 2.9 | 2.9 | 2.9 |
| 08 Kandal | 9.0 | 7.3 | 10.1 | 9.4 | 7.6 | 11.3 | 8.6 | 6.5 | 9.2 | 9.2 | 9.2 | 9.2 |
| 09 Koh Kong | 0.8 | 0.8 | 0.7 | 0.6 | 0.8 | 0.4 | 1.0 | 0.9 | 1.0 | 1.0 | 1.0 | 1.0 |
| 10 Kratie | 1.4 | 1.5 | 1.3 | 1.1 | 1.5 | 0.7 | 1.8 | 1.7 | 1.8 | 1.8 | 1.8 | 1.8 |
| 11 Mondul Kiri | 0.4 | 0.5 | 0.3 | 0.3 | 0.4 | 0.2 | 0.4 | 0.6 | 0.4 | 0.4 | 0.4 | 0.4 |
| 12 Phnom Penh | 33.3 | 28.7 | 36.2 | 37.5 | 29.3 | 46.0 | 27.8 | 26.7 | 28.1 | 28.1 | 28.1 | 28.1 |
| 13 Preah Vihear | 0.6 | 0.8 | 0.5 | 0.6 | 0.9 | 0.4 | 0.6 | 0.6 | 0.6 | 0.6 | 0.6 | 0.6 |
| 14 Prey Veng | 3.8 | 4.6 | 3.4 | 3.4 | 4.5 | 2.2 | 4.5 | 4.9 | 4.3 | 4.3 | 4.3 | 4.3 |
| 15 Pursat | 1.6 | 1.8 | 1.5 | 1.3 | 1.7 | 0.8 | 2.0 | 2.0 | 2.0 | 2.0 | 2.0 | 2.0 |
| 16 Ratanak Kiri | 0.8 | 0.9 | 0.7 | 0.6 | 0.9 | 0.4 | 0.9 | 1.0 | 0.9 | 0.9 | 0.9 | 0.9 |
| 17 Siem Reap | 5.6 | 6.2 | 5.3 | 5.2 | 6.2 | 4.2 | 6.2 | 6.1 | 6.2 | 6.2 | 6.2 | 6.2 |
| 18 Preah Sihanouk | 2.4 | 2.4 | 2.3 | 2.2 | 2.4 | 1.9 | 2.6 | 2.5 | 2.7 | 2.7 | 2.7 | 2.7 |
| 19 Stung Treng | 0.7 | 0.8 | 0.6 | 0.6 | 0.7 | 0.4 | 0.8 | 0.9 | 0.8 | 0.8 | 0.8 | 0.8 |
| 20 Svay Rieng | 3.2 | 3.7 | 2.9 | 3.8 | 3.9 | 3.7 | 2.4 | 3.1 | 2.2 | 2.2 | 2.2 | 2.2 |
| 21 Takeo | 4.2 | 4.4 | 4.2 | 3.0 | 3.8 | 2.1 | 5.8 | 5.9 | 5.8 | 5.8 | 5.8 | 5.8 |
| 22 Otdar Meanchey | 0.8 | 1.0 | 0.7 | 0.7 | 0.9 | 0.5 | 1.0 | 1.2 | 0.9 | 0.9 | 0.9 | 0.9 |
| 23 Kep | 0.2 | 0.3 | 0.2 | 0.2 | 0.3 | 0.1 | 0.3 | 0.3 | 0.3 | 0.3 | 0.3 | 0.3 |
| 24 Pailin | 0.5 | 0.5 | 0.5 | 0.5 | 0.5 | 0.5 | 0.5 | 0.5 | 0.5 | 0.5 | 0.5 | 0.5 |

Annex Table 1-3 Percentages of Number of Establishments and of Number of Persons Engaged by Sex of Representative: Province

| Province | Number of Establishments | | | Number of Persons Engaged | | |
|---------------------|--------------------------|---------------------|-----------------------|---------------------------|---------------------|-----------------------|
| | Total | Male representative | Female representative | Total | Male representative | Female representative |
| Cambodia | 100.0 | 34.9 | 65.1 | 100.0 | 56.6 | 43.4 |
| 01 Banteay Meanchey | 100.0 | 35.1 | 64.9 | 100.0 | 55.5 | 44.5 |
| 02 Battambang | 100.0 | 33.1 | 66.9 | 100.0 | 49.0 | 51.0 |
| 03 Kampong Cham | 100.0 | 38.2 | 61.8 | 100.0 | 55.4 | 44.6 |
| 04 Kampong Chhnang | 100.0 | 38.6 | 61.4 | 100.0 | 61.0 | 39.0 |
| 05 Kampong Speu | 100.0 | 44.5 | 55.5 | 100.0 | 57.4 | 42.6 |
| 06 Kampong Thom | 100.0 | 33.1 | 66.9 | 100.0 | 43.6 | 56.4 |
| 07 Kampot | 100.0 | 33.6 | 66.4 | 100.0 | 49.2 | 50.8 |
| 08 Kandal | 100.0 | 36.6 | 63.4 | 100.0 | 58.9 | 41.1 |
| 09 Koh Kong | 100.0 | 27.7 | 72.3 | 100.0 | 44.6 | 55.4 |
| 10 Kratie | 100.0 | 32.5 | 67.5 | 100.0 | 44.2 | 55.8 |
| 11 Mondul Kiri | 100.0 | 35.5 | 64.5 | 100.0 | 46.9 | 53.1 |
| 12 Phnom Penh | 100.0 | 31.1 | 68.9 | 100.0 | 63.8 | 36.2 |
| 13 Preah Vihear | 100.0 | 48.4 | 51.6 | 100.0 | 56.1 | 43.9 |
| 14 Prey Veng | 100.0 | 38.3 | 61.7 | 100.0 | 49.7 | 50.3 |
| 15 Pursat | 100.0 | 33.9 | 66.1 | 100.0 | 45.8 | 54.2 |
| 16 Ratanak Kiri | 100.0 | 38.0 | 62.0 | 100.0 | 46.7 | 53.3 |
| 17 Siem Reap | 100.0 | 32.7 | 67.3 | 100.0 | 52.3 | 47.7 |
| 18 Preah Sihanouk | 100.0 | 28.6 | 71.4 | 100.0 | 51.7 | 48.3 |
| 19 Stung Treng | 100.0 | 35.9 | 64.1 | 100.0 | 48.6 | 51.4 |
| 20 Svay Rieng | 100.0 | 47.5 | 52.5 | 100.0 | 67.5 | 32.5 |
| 21 Takeo | 100.0 | 27.0 | 73.0 | 100.0 | 40.1 | 59.9 |
| 22 Otdar Meanchey | 100.0 | 34.9 | 65.1 | 100.0 | 47.7 | 52.3 |
| 23 Kep | 100.0 | 33.0 | 67.0 | 100.0 | 46.9 | 53.1 |
| 24 Pailin | 100.0 | 35.9 | 64.1 | 100.0 | 58.1 | 41.9 |

Annex Table 2-1 Numbers of Establishments and of Persons Engaged, and Average Number of Persons Engaged per Establishment by Whether Single unit, Head or Branch office: Province

| Province | Number of Establishments | | | | Number of Persons Engaged | | | | Average Number of Persons Engaged per Establishment | | | |
|---------------------|---|-------------|-------------|---------------|---------------------------|-------------|-------------|---------------|---|-------------|-------------|---------------|
| | Total | Single unit | Head office | Branch office | Total | Single unit | Head office | Branch office | Total | Single unit | Head office | Branch office |
| | Numbers of Establishments and of Persons Engaged | | | | | | | | | | | |
| Cambodia | 505,134 | 495,969 | 386 | 8,779 | 1,673,390 | 1,420,346 | 57,428 | 195,616 | 3.3 | 2.9 | 148.8 | 22.3 |
| 01 Banteay Meanchey | 21,541 | 21,058 | 8 | 475 | 67,370 | 63,082 | 179 | 4,109 | 3.1 | 3.0 | 22.4 | 8.7 |
| 02 Battambang | 34,097 | 33,438 | 14 | 645 | 84,790 | 78,755 | 205 | 5,830 | 2.5 | 2.4 | 14.6 | 9.0 |
| 03 Kampong Cham | 56,263 | 55,564 | 5 | 694 | 143,044 | 124,720 | 890 | 17,434 | 2.5 | 2.2 | 178.0 | 25.1 |
| 04 Kampong Chhnang | 19,690 | 19,509 | 2 | 179 | 57,575 | 48,183 | 15 | 9,377 | 2.9 | 2.5 | 7.5 | 52.4 |
| 05 Kampong Speu | 22,541 | 22,404 | 2 | 135 | 72,341 | 68,414 | 63 | 3,864 | 3.2 | 3.1 | 31.5 | 28.6 |
| 06 Kampong Thom | 22,284 | 21,970 | - | 314 | 48,147 | 46,014 | - | 2,133 | 2.2 | 2.1 | - | 6.8 |
| 07 Kampot | 17,042 | 16,791 | 1 | 250 | 41,623 | 37,974 | 391 | 3,258 | 2.4 | 2.3 | 391.0 | 13.0 |
| 08 Kandal | 40,531 | 40,078 | 4 | 449 | 151,146 | 126,000 | 6,907 | 18,239 | 3.7 | 3.1 | 1,726.8 | 40.6 |
| 09 Koh Kong | 5,051 | 4,965 | 2 | 84 | 13,039 | 12,432 | 26 | 581 | 2.6 | 2.5 | 13.0 | 6.9 |
| 10 Kratie | 11,046 | 10,866 | - | 180 | 22,835 | 22,057 | - | 778 | 2.1 | 2.0 | - | 4.3 |
| 11 Mondul Kiri | 2,222 | 2,124 | - | 98 | 6,018 | 5,391 | - | 627 | 2.7 | 2.5 | - | 6.4 |
| 12 Phnom Penh | 95,848 | 92,798 | 321 | 2,729 | 556,865 | 418,661 | 44,592 | 93,612 | 5.8 | 4.5 | 138.9 | 34.3 |
| 13 Preah Vihear | 5,317 | 5,213 | - | 104 | 10,577 | 10,103 | - | 474 | 2.0 | 1.9 | - | 4.6 |
| 14 Prey Veng | 29,933 | 29,656 | - | 277 | 64,335 | 61,719 | - | 2,616 | 2.1 | 2.1 | - | 9.4 |
| 15 Pursat | 12,075 | 11,942 | - | 133 | 26,617 | 25,418 | - | 1,199 | 2.2 | 2.1 | - | 9.0 |
| 16 Ratanak Kiri | 5,480 | 5,339 | 2 | 139 | 12,619 | 11,983 | 8 | 628 | 2.3 | 2.2 | 4.0 | 4.5 |
| 17 Siem Reap | 32,120 | 31,352 | 8 | 760 | 94,326 | 83,148 | 263 | 10,915 | 2.9 | 2.7 | 32.9 | 14.4 |
| 18 Preah Sihanouk | 10,728 | 10,382 | 13 | 333 | 39,475 | 28,462 | 2,841 | 8,172 | 3.7 | 2.7 | 218.5 | 24.5 |
| 19 Stung Treng | 4,665 | 4,515 | - | 150 | 11,046 | 10,418 | - | 628 | 2.4 | 2.3 | - | 4.2 |
| 20 Svay Rieng | 15,245 | 15,001 | 3 | 241 | 53,202 | 47,984 | 1,044 | 4,174 | 3.5 | 3.2 | 348.0 | 17.3 |
| 21 Takeo | 31,997 | 31,744 | - | 253 | 70,796 | 65,826 | - | 4,970 | 2.2 | 2.1 | - | 19.6 |
| 22 Otdar Meanchey | 4,912 | 4,859 | 1 | 52 | 13,465 | 11,928 | 4 | 1,533 | 2.7 | 2.5 | 4.0 | 29.5 |
| 23 Kep | 1,635 | 1,604 | - | 31 | 3,937 | 3,820 | - | 117 | 2.4 | 2.4 | - | 3.8 |
| 24 Pailin | 2,871 | 2,797 | - | 74 | 8,202 | 7,854 | - | 348 | 2.9 | 2.8 | - | 4.7 |
| | Concentration Rate of Numbers of Establishments and of Persons Engaged | | | | | | | | | | | |
| Cambodia | 100.0 | 100.0 | 100.0 | 100.0 | 100.0 | 100.0 | 100.0 | 100.0 | | | | |
| 01 Banteay Meanchey | 4.3 | 4.2 | 2.1 | 5.4 | 4.0 | 4.4 | 0.3 | 2.1 | | | | |
| 02 Battambang | 6.8 | 6.7 | 3.6 | 7.3 | 5.1 | 5.5 | 0.4 | 3.0 | | | | |
| 03 Kampong Cham | 11.1 | 11.2 | 1.3 | 7.9 | 8.5 | 8.8 | 1.5 | 8.9 | | | | |
| 04 Kampong Chhnang | 3.9 | 3.9 | 0.5 | 2.0 | 3.4 | 3.4 | 0.0 | 4.8 | | | | |
| 05 Kampong Speu | 4.5 | 4.5 | 0.5 | 1.5 | 4.3 | 4.8 | 0.1 | 2.0 | | | | |
| 06 Kampong Thom | 4.4 | 4.4 | - | 3.6 | 2.9 | 3.2 | - | 1.1 | | | | |
| 07 Kampot | 3.4 | 3.4 | 0.3 | 2.8 | 2.5 | 2.7 | 0.7 | 1.7 | | | | |
| 08 Kandal | 8.0 | 8.1 | 1.0 | 5.1 | 9.0 | 8.9 | 12.0 | 9.3 | | | | |
| 09 Koh Kong | 1.0 | 1.0 | 0.5 | 1.0 | 0.8 | 0.9 | 0.0 | 0.3 | | | | |
| 10 Kratie | 2.2 | 2.2 | - | 2.1 | 1.4 | 1.6 | - | 0.4 | | | | |
| 11 Mondul Kiri | 0.4 | 0.4 | - | 1.1 | 0.4 | 0.4 | - | 0.3 | | | | |
| 12 Phnom Penh | 19.0 | 18.7 | 83.2 | 31.1 | 33.3 | 29.5 | 77.6 | 47.9 | | | | |
| 13 Preah Vihear | 1.1 | 1.1 | - | 1.2 | 0.6 | 0.7 | - | 0.2 | | | | |
| 14 Prey Veng | 5.9 | 6.0 | - | 3.2 | 3.8 | 4.3 | - | 1.3 | | | | |
| 15 Pursat | 2.4 | 2.4 | - | 1.5 | 1.6 | 1.8 | - | 0.6 | | | | |
| 16 Ratanak Kiri | 1.1 | 1.1 | 0.5 | 1.6 | 0.8 | 0.8 | 0.0 | 0.3 | | | | |
| 17 Siem Reap | 6.4 | 6.3 | 2.1 | 8.7 | 5.6 | 5.9 | 0.5 | 5.6 | | | | |
| 18 Preah Sihanouk | 2.1 | 2.1 | 3.4 | 3.8 | 2.4 | 2.0 | 4.9 | 4.2 | | | | |
| 19 Stung Treng | 0.9 | 0.9 | - | 1.7 | 0.7 | 0.7 | - | 0.3 | | | | |
| 20 Svay Rieng | 3.0 | 3.0 | 0.8 | 2.7 | 3.2 | 3.4 | 1.8 | 2.1 | | | | |
| 21 Takeo | 6.3 | 6.4 | - | 2.9 | 4.2 | 4.6 | - | 2.5 | | | | |
| 22 Otdar Meanchey | 1.0 | 1.0 | 0.3 | 0.6 | 0.8 | 0.8 | 0.0 | 0.8 | | | | |
| 23 Kep | 0.3 | 0.3 | - | 0.4 | 0.2 | 0.3 | - | 0.1 | | | | |
| 24 Pailin | 0.6 | 0.6 | - | 0.8 | 0.5 | 0.6 | - | 0.2 | | | | |

Annex Table 2-2 Percentages of Number of Establishments and of Number of Persons Engaged by Whether Single unit, Head or Branch office: Province

| Province | Number of Establishments | | | | Number of Persons Engaged | | | |
|---------------------|--------------------------|-------------|-------------|---------------|---------------------------|-------------|-------------|---------------|
| | Total | Single unit | Head office | Branch office | Total | Single unit | Head office | Branch office |
| Cambodia | 100.0 | 98.2 | 0.1 | 1.7 | 100.0 | 84.9 | 3.4 | 11.7 |
| 01 Banteay Meanchey | 100.0 | 97.8 | 0.0 | 2.2 | 100.0 | 93.6 | 0.3 | 6.1 |
| 02 Battambang | 100.0 | 98.1 | 0.0 | 1.9 | 100.0 | 92.9 | 0.2 | 6.9 |
| 03 Kampong Cham | 100.0 | 98.8 | 0.0 | 1.2 | 100.0 | 87.2 | 0.6 | 12.2 |
| 04 Kampong Chhnang | 100.0 | 99.1 | 0.0 | 0.9 | 100.0 | 83.7 | 0.0 | 16.3 |
| 05 Kampong Speu | 100.0 | 99.4 | 0.0 | 0.6 | 100.0 | 94.6 | 0.1 | 5.3 |
| 06 Kampong Thom | 100.0 | 98.6 | - | 1.4 | 100.0 | 95.6 | - | 4.4 |
| 07 Kampot | 100.0 | 98.5 | 0.0 | 1.5 | 100.0 | 91.2 | 0.9 | 7.8 |
| 08 Kandal | 100.0 | 98.9 | 0.0 | 1.1 | 100.0 | 83.4 | 4.6 | 12.1 |
| 09 Koh Kong | 100.0 | 98.3 | 0.0 | 1.7 | 100.0 | 95.3 | 0.2 | 4.5 |
| 10 Kratie | 100.0 | 98.4 | - | 1.6 | 100.0 | 96.6 | - | 3.4 |
| 11 Mondul Kiri | 100.0 | 95.6 | - | 4.4 | 100.0 | 89.6 | - | 10.4 |
| 12 Phnom Penh | 100.0 | 96.8 | 0.3 | 2.8 | 100.0 | 75.2 | 8.0 | 16.8 |
| 13 Preah Vihear | 100.0 | 98.0 | - | 2.0 | 100.0 | 95.5 | - | 4.5 |
| 14 Prey Veng | 100.0 | 99.1 | - | 0.9 | 100.0 | 95.9 | - | 4.1 |
| 15 Pursat | 100.0 | 98.9 | - | 1.1 | 100.0 | 95.5 | - | 4.5 |
| 16 Ratanak Kiri | 100.0 | 97.4 | 0.0 | 2.5 | 100.0 | 95.0 | 0.1 | 5.0 |
| 17 Siem Reap | 100.0 | 97.6 | 0.0 | 2.4 | 100.0 | 88.1 | 0.3 | 11.6 |
| 18 Preah Sihanouk | 100.0 | 96.8 | 0.1 | 3.1 | 100.0 | 72.1 | 7.2 | 20.7 |
| 19 Stung Treng | 100.0 | 96.8 | - | 3.2 | 100.0 | 94.3 | - | 5.7 |
| 20 Svay Rieng | 100.0 | 98.4 | 0.0 | 1.6 | 100.0 | 90.2 | 2.0 | 7.8 |
| 21 Takeo | 100.0 | 99.2 | - | 0.8 | 100.0 | 93.0 | - | 7.0 |
| 22 Otdar Meanchey | 100.0 | 98.9 | 0.0 | 1.1 | 100.0 | 88.6 | 0.0 | 11.4 |
| 23 Kep | 100.0 | 98.1 | - | 1.9 | 100.0 | 97.0 | - | 3.0 |
| 24 Pailin | 100.0 | 97.4 | - | 2.6 | 100.0 | 95.8 | - | 4.2 |

Annex Table 3-1 Numbers of Establishments and of Persons Engaged, and Average Number of Persons Engaged per Establishment by Tenure of Business Place: Province

| Province | Number of Establishments | | | | Number of Persons Engaged | | | | Average Number of Persons Engaged per Establishment | | | |
|---|--------------------------|---------|---------|-------------------|---------------------------|-----------|---------|-------------------|---|-------|--------|-------------------|
| | Total | Owned | Rented | Others (approved) | Total | Owned | Rented | Others (approved) | Total | Owned | Rented | Others (approved) |
| Numbers of Establishments and of Persons Engaged | | | | | | | | | | | | |
| Cambodia | 505,134 | 347,170 | 121,852 | 36,112 | 1,673,390 | 1,001,822 | 594,675 | 76,893 | 3.3 | 2.9 | 4.9 | 2.1 |
| 01 Banteay Meanchey | 21,541 | 13,547 | 6,752 | 1,242 | 67,370 | 47,364 | 15,365 | 4,641 | 3.1 | 3.5 | 2.3 | 3.7 |
| 02 Battambang | 34,097 | 21,460 | 10,430 | 2,207 | 84,790 | 56,223 | 23,083 | 5,484 | 2.5 | 2.6 | 2.2 | 2.5 |
| 03 Kampong Cham | 56,263 | 42,760 | 9,566 | 3,937 | 143,044 | 108,391 | 27,894 | 6,759 | 2.5 | 2.5 | 2.9 | 1.7 |
| 04 Kampong Chhnang | 19,690 | 16,641 | 2,276 | 773 | 57,575 | 48,793 | 7,297 | 1,485 | 2.9 | 2.9 | 3.2 | 1.9 |
| 05 Kampong Speu | 22,541 | 19,925 | 1,947 | 669 | 72,341 | 57,971 | 13,083 | 1,287 | 3.2 | 2.9 | 6.7 | 1.9 |
| 06 Kampong Thom | 22,284 | 17,017 | 3,779 | 1,488 | 48,147 | 38,272 | 7,523 | 2,352 | 2.2 | 2.2 | 2.0 | 1.6 |
| 07 Kampot | 17,042 | 12,625 | 2,480 | 1,937 | 41,623 | 30,783 | 6,908 | 3,932 | 2.4 | 2.4 | 2.8 | 2.0 |
| 08 Kandal | 40,531 | 30,985 | 6,758 | 2,788 | 151,146 | 90,063 | 56,137 | 4,946 | 3.7 | 2.9 | 8.3 | 1.8 |
| 09 Koh Kong | 5,051 | 3,487 | 1,218 | 346 | 13,039 | 9,561 | 2,826 | 652 | 2.6 | 2.7 | 2.3 | 1.9 |
| 10 Kratie | 11,046 | 8,297 | 1,670 | 1,079 | 22,835 | 17,962 | 3,227 | 1,646 | 2.1 | 2.2 | 1.9 | 1.5 |
| 11 Mondul Kiri | 2,222 | 1,565 | 580 | 77 | 6,018 | 4,392 | 1,456 | 170 | 2.7 | 2.8 | 2.5 | 2.2 |
| 12 Phnom Penh | 95,848 | 44,049 | 46,376 | 5,423 | 556,865 | 200,556 | 342,816 | 13,493 | 5.8 | 4.6 | 7.4 | 2.5 |
| 13 Preah Vihear | 5,317 | 3,775 | 1,209 | 333 | 10,577 | 7,687 | 2,226 | 664 | 2.0 | 2.0 | 1.8 | 2.0 |
| 14 Prey Veng | 29,933 | 25,110 | 2,360 | 2,463 | 64,335 | 54,529 | 5,598 | 4,208 | 2.1 | 2.2 | 2.4 | 1.7 |
| 15 Pursat | 12,075 | 8,717 | 2,179 | 1,179 | 26,617 | 19,946 | 4,756 | 1,915 | 2.2 | 2.3 | 2.2 | 1.6 |
| 16 Ratanak Kiri | 5,480 | 3,437 | 1,526 | 517 | 12,619 | 8,359 | 3,468 | 792 | 2.3 | 2.4 | 2.3 | 1.5 |
| 17 Siem Reap | 32,120 | 18,416 | 10,109 | 3,595 | 94,326 | 55,110 | 32,453 | 6,763 | 2.9 | 3.0 | 3.2 | 1.9 |
| 18 Preah Sihanouk | 10,728 | 6,118 | 3,918 | 692 | 39,475 | 20,542 | 15,327 | 3,606 | 3.7 | 3.4 | 3.9 | 5.2 |
| 19 Stung Treng | 4,665 | 3,788 | 625 | 252 | 11,046 | 8,832 | 1,667 | 547 | 2.4 | 2.3 | 2.7 | 2.2 |
| 20 Svay Rieng | 15,245 | 12,348 | 1,577 | 1,320 | 53,202 | 40,202 | 9,998 | 3,002 | 3.5 | 3.3 | 6.3 | 2.3 |
| 21 Takeo | 31,997 | 26,991 | 2,012 | 2,994 | 70,796 | 58,424 | 5,625 | 6,747 | 2.2 | 2.2 | 2.8 | 2.3 |
| 22 Otdar Meanchey | 4,912 | 3,339 | 1,229 | 344 | 13,465 | 9,661 | 2,888 | 916 | 2.7 | 2.9 | 2.3 | 2.7 |
| 23 Kep | 1,635 | 1,009 | 364 | 262 | 3,937 | 2,705 | 755 | 477 | 2.4 | 2.7 | 2.1 | 1.8 |
| 24 Pailin | 2,871 | 1,764 | 912 | 195 | 8,202 | 5,494 | 2,299 | 409 | 2.9 | 3.1 | 2.5 | 2.1 |
| Concentration Rate of Numbers of Establishments and of Persons Engaged | | | | | | | | | | | | |
| Cambodia | 100.0 | 100.0 | 100.0 | 100.0 | 100.0 | 100.0 | 100.0 | 100.0 | 100.0 | 100.0 | 100.0 | 100.0 |
| 01 Banteay Meanchey | 4.3 | 3.9 | 5.5 | 3.4 | 4.0 | 4.7 | 2.6 | 6.0 | | | | |
| 02 Battambang | 6.8 | 6.2 | 8.6 | 6.1 | 5.1 | 5.6 | 3.9 | 7.1 | | | | |
| 03 Kampong Cham | 11.1 | 12.3 | 7.9 | 10.9 | 8.5 | 10.8 | 4.7 | 8.8 | | | | |
| 04 Kampong Chhnang | 3.9 | 4.8 | 1.9 | 2.1 | 3.4 | 4.9 | 1.2 | 1.9 | | | | |
| 05 Kampong Speu | 4.5 | 5.7 | 1.6 | 1.9 | 4.3 | 5.8 | 2.2 | 1.7 | | | | |
| 06 Kampong Thom | 4.4 | 4.9 | 3.1 | 4.1 | 2.9 | 3.8 | 1.3 | 3.1 | | | | |
| 07 Kampot | 3.4 | 3.6 | 2.0 | 5.4 | 2.5 | 3.1 | 1.2 | 5.1 | | | | |
| 08 Kandal | 8.0 | 8.9 | 5.5 | 7.7 | 9.0 | 9.0 | 9.4 | 6.4 | | | | |
| 09 Koh Kong | 1.0 | 1.0 | 1.0 | 1.0 | 0.8 | 1.0 | 0.5 | 0.8 | | | | |
| 10 Kratie | 2.2 | 2.4 | 1.4 | 3.0 | 1.4 | 1.8 | 0.5 | 2.1 | | | | |
| 11 Mondul Kiri | 0.4 | 0.5 | 0.5 | 0.2 | 0.4 | 0.4 | 0.2 | 0.2 | | | | |
| 12 Phnom Penh | 19.0 | 12.7 | 38.1 | 15.0 | 33.3 | 20.0 | 57.6 | 17.5 | | | | |
| 13 Preah Vihear | 1.1 | 1.1 | 1.0 | 0.9 | 0.6 | 0.8 | 0.4 | 0.9 | | | | |
| 14 Prey Veng | 5.9 | 7.2 | 1.9 | 6.8 | 3.8 | 5.4 | 0.9 | 5.5 | | | | |
| 15 Pursat | 2.4 | 2.5 | 1.8 | 3.3 | 1.6 | 2.0 | 0.8 | 2.5 | | | | |
| 16 Ratanak Kiri | 1.1 | 1.0 | 1.3 | 1.4 | 0.8 | 0.8 | 0.6 | 1.0 | | | | |
| 17 Siem Reap | 6.4 | 5.3 | 8.3 | 10.0 | 5.6 | 5.5 | 5.5 | 8.8 | | | | |
| 18 Preah Sihanouk | 2.1 | 1.8 | 3.2 | 1.9 | 2.4 | 2.1 | 2.6 | 4.7 | | | | |
| 19 Stung Treng | 0.9 | 1.1 | 0.5 | 0.7 | 0.7 | 0.9 | 0.3 | 0.7 | | | | |
| 20 Svay Rieng | 3.0 | 3.6 | 1.3 | 3.7 | 3.2 | 4.0 | 1.7 | 3.9 | | | | |
| 21 Takeo | 6.3 | 7.8 | 1.7 | 8.3 | 4.2 | 5.8 | 0.9 | 8.8 | | | | |
| 22 Otdar Meanchey | 1.0 | 1.0 | 1.0 | 1.0 | 0.8 | 1.0 | 0.5 | 1.2 | | | | |
| 23 Kep | 0.3 | 0.3 | 0.3 | 0.7 | 0.2 | 0.3 | 0.1 | 0.6 | | | | |
| 24 Pailin | 0.6 | 0.5 | 0.7 | 0.5 | 0.5 | 0.5 | 0.4 | 0.5 | | | | |

Annex Table 3-2 Percentages of Number of Establishments and of Number of Persons Engaged by Tenure of Business Place: Province

| Province | Number of Establishments | | | | Number of Persons Engaged | | | |
|---------------------|--------------------------|-------|--------|-------------------|---------------------------|-------|--------|-------------------|
| | Total | Owned | Rented | Others (approved) | Total | Owned | Rented | Others (approved) |
| Cambodia | 100.0 | 68.7 | 24.1 | 7.1 | 100.0 | 59.9 | 35.5 | 4.6 |
| 01 Banteay Meanchey | 100.0 | 62.9 | 31.3 | 5.8 | 100.0 | 70.3 | 22.8 | 6.9 |
| 02 Battambang | 100.0 | 62.9 | 30.6 | 6.5 | 100.0 | 66.3 | 27.2 | 6.5 |
| 03 Kampong Cham | 100.0 | 76.0 | 17.0 | 7.0 | 100.0 | 75.8 | 19.5 | 4.7 |
| 04 Kampong Chhnang | 100.0 | 84.5 | 11.6 | 3.9 | 100.0 | 84.7 | 12.7 | 2.6 |
| 05 Kampong Speu | 100.0 | 88.4 | 8.6 | 3.0 | 100.0 | 80.1 | 18.1 | 1.8 |
| 06 Kampong Thom | 100.0 | 76.4 | 17.0 | 6.7 | 100.0 | 79.5 | 15.6 | 4.9 |
| 07 Kampot | 100.0 | 74.1 | 14.6 | 11.4 | 100.0 | 74.0 | 16.6 | 9.4 |
| 08 Kandal | 100.0 | 76.4 | 16.7 | 6.9 | 100.0 | 59.6 | 37.1 | 3.3 |
| 09 Koh Kong | 100.0 | 69.0 | 24.1 | 6.9 | 100.0 | 73.3 | 21.7 | 5.0 |
| 10 Kratie | 100.0 | 75.1 | 15.1 | 9.8 | 100.0 | 78.7 | 14.1 | 7.2 |
| 11 Mondul Kiri | 100.0 | 70.4 | 26.1 | 3.5 | 100.0 | 73.0 | 24.2 | 2.8 |
| 12 Phnom Penh | 100.0 | 46.0 | 48.4 | 5.7 | 100.0 | 36.0 | 61.6 | 2.4 |
| 13 Preah Vihear | 100.0 | 71.0 | 22.7 | 6.3 | 100.0 | 72.7 | 21.0 | 6.3 |
| 14 Prey Veng | 100.0 | 83.9 | 7.9 | 8.2 | 100.0 | 84.8 | 8.7 | 6.5 |
| 15 Pursat | 100.0 | 72.2 | 18.0 | 9.8 | 100.0 | 74.9 | 17.9 | 7.2 |
| 16 Ratanak Kiri | 100.0 | 62.7 | 27.8 | 9.4 | 100.0 | 66.2 | 27.5 | 6.3 |
| 17 Siem Reap | 100.0 | 57.3 | 31.5 | 11.2 | 100.0 | 58.4 | 34.4 | 7.2 |
| 18 Preah Sihanouk | 100.0 | 57.0 | 36.5 | 6.5 | 100.0 | 52.0 | 38.8 | 9.1 |
| 19 Stung Treng | 100.0 | 81.2 | 13.4 | 5.4 | 100.0 | 80.0 | 15.1 | 5.0 |
| 20 Svay Rieng | 100.0 | 81.0 | 10.3 | 8.7 | 100.0 | 75.6 | 18.8 | 5.6 |
| 21 Takeo | 100.0 | 84.4 | 6.3 | 9.4 | 100.0 | 82.5 | 7.9 | 9.5 |
| 22 Otdar Meanchey | 100.0 | 68.0 | 25.0 | 7.0 | 100.0 | 71.7 | 21.4 | 6.8 |
| 23 Kep | 100.0 | 61.7 | 22.3 | 16.0 | 100.0 | 68.7 | 19.2 | 12.1 |
| 24 Pailin | 100.0 | 61.4 | 31.8 | 6.8 | 100.0 | 67.0 | 28.0 | 5.0 |

Annex Table 4-1 Number of Establishments by Kind of Business Place: Province

| Province | Total | Street business | Home business | In apartment building | In traditional market | In modern shopping mall | Occupying exclusively one block or one building | Others |
|---|---------|-----------------|---------------|-----------------------|-----------------------|-------------------------|---|--------|
| Number of Establishments | | | | | | | | |
| Cambodia | 505,134 | 41,771 | 327,054 | 13,688 | 93,139 | 815 | 21,254 | 7,413 |
| 01 Banteay Meanchey | 21,541 | 1,134 | 13,780 | 984 | 4,266 | - | 1,102 | 275 |
| 02 Battambang | 34,097 | 2,870 | 21,340 | 577 | 6,934 | 88 | 1,720 | 568 |
| 03 Kampong Cham | 56,263 | 4,029 | 38,157 | 1,753 | 8,974 | - | 2,516 | 834 |
| 04 Kampong Chhnang | 19,690 | 1,165 | 13,920 | 351 | 3,130 | - | 835 | 289 |
| 05 Kampong Speu | 22,541 | 776 | 18,295 | 117 | 2,422 | - | 777 | 154 |
| 06 Kampong Thom | 22,284 | 1,651 | 14,964 | 324 | 3,810 | - | 1,235 | 300 |
| 07 Kampot | 17,042 | 1,481 | 10,402 | 81 | 3,577 | - | 978 | 523 |
| 08 Kandal | 40,531 | 2,870 | 29,514 | 878 | 5,119 | - | 1,451 | 699 |
| 09 Koh Kong | 5,051 | 366 | 3,115 | 50 | 1,198 | - | 234 | 88 |
| 10 Kratie | 11,046 | 744 | 7,550 | 190 | 1,806 | - | 667 | 89 |
| 11 Mondul Kiri | 2,222 | 27 | 1,645 | 119 | 244 | - | 184 | 3 |
| 12 Phnom Penh | 95,848 | 11,118 | 50,029 | 4,904 | 26,076 | 707 | 2,087 | 927 |
| 13 Preah Vihear | 5,317 | 289 | 3,708 | 201 | 754 | - | 320 | 45 |
| 14 Prey Veng | 29,933 | 2,195 | 22,553 | 199 | 2,997 | - | 1,461 | 528 |
| 15 Pursat | 12,075 | 1,285 | 7,579 | 142 | 2,255 | - | 615 | 199 |
| 16 Ratanak Kiri | 5,480 | 209 | 3,735 | 54 | 1,061 | - | 312 | 109 |
| 17 Siem Reap | 32,120 | 4,197 | 16,676 | 1,545 | 7,476 | 20 | 1,566 | 640 |
| 18 Preah Sihanouk | 10,728 | 858 | 6,224 | 395 | 2,536 | - | 439 | 276 |
| 19 Stung Treng | 4,665 | 253 | 2,866 | 63 | 1,081 | - | 332 | 70 |
| 20 Svay Rieng | 15,245 | 1,375 | 11,372 | 92 | 1,394 | - | 779 | 233 |
| 21 Takeo | 31,997 | 2,184 | 23,548 | 597 | 4,169 | - | 1,077 | 422 |
| 22 Otdar Meanchey | 4,912 | 361 | 3,266 | 13 | 920 | - | 321 | 31 |
| 23 Kep | 1,635 | 167 | 948 | 9 | 328 | - | 111 | 72 |
| 24 Pailin | 2,871 | 167 | 1,868 | 50 | 612 | - | 135 | 39 |
| Concentration Rate of Number of Establishments | | | | | | | | |
| Cambodia | 100.0 | 100.0 | 100.0 | 100.0 | 100.0 | 100.0 | 100.0 | 100.0 |
| 01 Banteay Meanchey | 4.3 | 2.7 | 4.2 | 7.2 | 4.6 | - | 5.2 | 3.7 |
| 02 Battambang | 6.8 | 6.9 | 6.5 | 4.2 | 7.4 | 10.8 | 8.1 | 7.7 |
| 03 Kampong Cham | 11.1 | 9.6 | 11.7 | 12.8 | 9.6 | - | 11.8 | 11.3 |
| 04 Kampong Chhnang | 3.9 | 2.8 | 4.3 | 2.6 | 3.4 | - | 3.9 | 3.9 |
| 05 Kampong Speu | 4.5 | 1.9 | 5.6 | 0.9 | 2.6 | - | 3.7 | 2.1 |
| 06 Kampong Thom | 4.4 | 4.0 | 4.6 | 2.4 | 4.1 | - | 5.8 | 4.0 |
| 07 Kampot | 3.4 | 3.5 | 3.2 | 0.6 | 3.8 | - | 4.6 | 7.1 |
| 08 Kandal | 8.0 | 6.9 | 9.0 | 6.4 | 5.5 | - | 6.8 | 9.4 |
| 09 Koh Kong | 1.0 | 0.9 | 1.0 | 0.4 | 1.3 | - | 1.1 | 1.2 |
| 10 Kratie | 2.2 | 1.8 | 2.3 | 1.4 | 1.9 | - | 3.1 | 1.2 |
| 11 Mondul Kiri | 0.4 | 0.1 | 0.5 | 0.9 | 0.3 | - | 0.9 | 0.0 |
| 12 Phnom Penh | 19.0 | 26.6 | 15.3 | 35.8 | 28.0 | 86.7 | 9.8 | 12.5 |
| 13 Preah Vihear | 1.1 | 0.7 | 1.1 | 1.5 | 0.8 | - | 1.5 | 0.6 |
| 14 Prey Veng | 5.9 | 5.3 | 6.9 | 1.5 | 3.2 | - | 6.9 | 7.1 |
| 15 Pursat | 2.4 | 3.1 | 2.3 | 1.0 | 2.4 | - | 2.9 | 2.7 |
| 16 Ratanak Kiri | 1.1 | 0.5 | 1.1 | 0.4 | 1.1 | - | 1.5 | 1.5 |
| 17 Siem Reap | 6.4 | 10.0 | 5.1 | 11.3 | 8.0 | 2.5 | 7.4 | 8.6 |
| 18 Preah Sihanouk | 2.1 | 2.1 | 1.9 | 2.9 | 2.7 | - | 2.1 | 3.7 |
| 19 Stung Treng | 0.9 | 0.6 | 0.9 | 0.5 | 1.2 | - | 1.6 | 0.9 |
| 20 Svay Rieng | 3.0 | 3.3 | 3.5 | 0.7 | 1.5 | - | 3.7 | 3.1 |
| 21 Takeo | 6.3 | 5.2 | 7.2 | 4.4 | 4.5 | - | 5.1 | 5.7 |
| 22 Otdar Meanchey | 1.0 | 0.9 | 1.0 | 0.1 | 1.0 | - | 1.5 | 0.4 |
| 23 Kep | 0.3 | 0.4 | 0.3 | 0.1 | 0.4 | - | 0.5 | 1.0 |
| 24 Pailin | 0.6 | 0.4 | 0.6 | 0.4 | 0.7 | - | 0.6 | 0.5 |

Annex Table 4-2 Number of Persons Engaged by Kind of Business Place: Province

| Province | Total | Street business | Home business | In apartment building | In traditional market | In modern shopping mall | Occupying exclusively one block or one building | Others |
|---------------------|--|-----------------|---------------|-----------------------|-----------------------|-------------------------|---|--------|
| | Number of Persons Engaged | | | | | | | |
| Cambodia | 1,673,390 | 62,780 | 767,393 | 112,896 | 139,967 | 4,299 | 570,004 | 16,051 |
| 01 Banteay Meanchey | 67,370 | 1,840 | 32,918 | 3,514 | 7,264 | - | 21,234 | 600 |
| 02 Battambang | 84,790 | 4,486 | 49,536 | 2,324 | 10,056 | 177 | 16,778 | 1,433 |
| 03 Kampong Cham | 143,044 | 5,639 | 82,463 | 5,573 | 12,848 | - | 35,081 | 1,440 |
| 04 Kampong Chhnang | 57,575 | 1,586 | 29,730 | 1,137 | 4,618 | - | 19,876 | 628 |
| 05 Kampong Speu | 72,341 | 1,265 | 42,697 | 299 | 3,852 | - | 23,957 | 271 |
| 06 Kampong Thom | 48,147 | 2,607 | 30,379 | 801 | 5,649 | - | 8,221 | 490 |
| 07 Kampot | 41,623 | 2,189 | 22,029 | 402 | 5,233 | - | 10,900 | 870 |
| 08 Kandal | 151,146 | 3,986 | 61,105 | 8,345 | 6,661 | - | 69,822 | 1,227 |
| 09 Koh Kong | 13,039 | 642 | 7,382 | 1,339 | 1,745 | - | 1,758 | 173 |
| 10 Kratie | 22,835 | 996 | 13,565 | 539 | 2,585 | - | 5,001 | 149 |
| 11 Mondul Kiri | 6,018 | 48 | 4,102 | 360 | 461 | - | 1,044 | 3 |
| 12 Phnom Penh | 556,865 | 16,419 | 160,932 | 69,381 | 40,795 | 4,029 | 261,631 | 3,678 |
| 13 Preah Vihear | 10,577 | 487 | 6,854 | 417 | 1,011 | - | 1,740 | 68 |
| 14 Prey Veng | 64,335 | 3,275 | 43,879 | 1,039 | 4,462 | - | 10,783 | 897 |
| 15 Pursat | 26,617 | 1,901 | 15,960 | 490 | 3,172 | - | 4,783 | 311 |
| 16 Ratanak Kiri | 12,619 | 343 | 8,569 | 115 | 1,576 | - | 1,807 | 209 |
| 17 Siem Reap | 94,326 | 6,617 | 43,866 | 9,168 | 11,971 | 93 | 21,101 | 1,510 |
| 18 Preah Sihanouk | 39,475 | 1,248 | 15,320 | 2,151 | 3,419 | - | 16,854 | 483 |
| 19 Stung Treng | 11,046 | 435 | 6,665 | 231 | 1,640 | - | 1,885 | 190 |
| 20 Svay Rieng | 53,202 | 2,214 | 28,101 | 3,013 | 2,173 | - | 17,220 | 481 |
| 21 Takeo | 70,796 | 3,323 | 46,800 | 1,840 | 5,649 | - | 12,468 | 716 |
| 22 Otdar Meanchey | 13,465 | 755 | 7,793 | 40 | 1,755 | - | 3,083 | 39 |
| 23 Kep | 3,937 | 235 | 2,262 | 58 | 490 | - | 777 | 115 |
| 24 Pailin | 8,202 | 244 | 4,486 | 320 | 882 | - | 2,200 | 70 |
| | Concentration Rate of Number of Persons Engaged | | | | | | | |
| Cambodia | 100.0 | 100.0 | 100.0 | 100.0 | 100.0 | 100.0 | 100.0 | 100.0 |
| 01 Banteay Meanchey | 4.0 | 2.9 | 4.3 | 3.1 | 5.2 | - | 3.7 | 3.7 |
| 02 Battambang | 5.1 | 7.1 | 6.5 | 2.1 | 7.2 | 4.1 | 2.9 | 8.9 |
| 03 Kampong Cham | 8.5 | 9.0 | 10.7 | 4.9 | 9.2 | - | 6.2 | 9.0 |
| 04 Kampong Chhnang | 3.4 | 2.5 | 3.9 | 1.0 | 3.3 | - | 3.5 | 3.9 |
| 05 Kampong Speu | 4.3 | 2.0 | 5.6 | 0.3 | 2.8 | - | 4.2 | 1.7 |
| 06 Kampong Thom | 2.9 | 4.2 | 4.0 | 0.7 | 4.0 | - | 1.4 | 3.1 |
| 07 Kampot | 2.5 | 3.5 | 2.9 | 0.4 | 3.7 | - | 1.9 | 5.4 |
| 08 Kandal | 9.0 | 6.3 | 8.0 | 7.4 | 4.8 | - | 12.2 | 7.6 |
| 09 Koh Kong | 0.8 | 1.0 | 1.0 | 1.2 | 1.2 | - | 0.3 | 1.1 |
| 10 Kratie | 1.4 | 1.6 | 1.8 | 0.5 | 1.8 | - | 0.9 | 0.9 |
| 11 Mondul Kiri | 0.4 | 0.1 | 0.5 | 0.3 | 0.3 | - | 0.2 | 0.0 |
| 12 Phnom Penh | 33.3 | 26.2 | 21.0 | 61.5 | 29.1 | 93.7 | 45.9 | 22.9 |
| 13 Preah Vihear | 0.6 | 0.8 | 0.9 | 0.4 | 0.7 | - | 0.3 | 0.4 |
| 14 Prey Veng | 3.8 | 5.2 | 5.7 | 0.9 | 3.2 | - | 1.9 | 5.6 |
| 15 Pursat | 1.6 | 3.0 | 2.1 | 0.4 | 2.3 | - | 0.8 | 1.9 |
| 16 Ratanak Kiri | 0.8 | 0.5 | 1.1 | 0.1 | 1.1 | - | 0.3 | 1.3 |
| 17 Siem Reap | 5.6 | 10.5 | 5.7 | 8.1 | 8.6 | 2.2 | 3.7 | 9.4 |
| 18 Preah Sihanouk | 2.4 | 2.0 | 2.0 | 1.9 | 2.4 | - | 3.0 | 3.0 |
| 19 Stung Treng | 0.7 | 0.7 | 0.9 | 0.2 | 1.2 | - | 0.3 | 1.2 |
| 20 Svay Rieng | 3.2 | 3.5 | 3.7 | 2.7 | 1.6 | - | 3.0 | 3.0 |
| 21 Takeo | 4.2 | 5.3 | 6.1 | 1.6 | 4.0 | - | 2.2 | 4.5 |
| 22 Otdar Meanchey | 0.8 | 1.2 | 1.0 | 0.0 | 1.3 | - | 0.5 | 0.2 |
| 23 Kep | 0.2 | 0.4 | 0.3 | 0.1 | 0.4 | - | 0.1 | 0.7 |
| 24 Pailin | 0.5 | 0.4 | 0.6 | 0.3 | 0.6 | - | 0.4 | 0.4 |

Annex Table 4-3 Percentages of Number of Establishments and of Number of Persons Engaged by Kind of Business Place: Province

| Province | Total | Street business | Home business | In apartment building | In traditional market | In modern shopping mall | Occupying exclusively one block or one building | Others |
|--|-------|-----------------|---------------|-----------------------|-----------------------|-------------------------|---|--------|
| Percentage of Number of Establishments | | | | | | | | |
| Cambodia | 100.0 | 8.3 | 64.7 | 2.7 | 18.4 | 0.2 | 4.2 | 1.5 |
| 01 Banteay Meanchey | 100.0 | 5.3 | 64.0 | 4.6 | 19.8 | - | 5.1 | 1.3 |
| 02 Battambang | 100.0 | 8.4 | 62.6 | 1.7 | 20.3 | 0.3 | 5.0 | 1.7 |
| 03 Kampong Cham | 100.0 | 7.2 | 67.8 | 3.1 | 16.0 | - | 4.5 | 1.5 |
| 04 Kampong Chhnang | 100.0 | 5.9 | 70.7 | 1.8 | 15.9 | - | 4.2 | 1.5 |
| 05 Kampong Speu | 100.0 | 3.4 | 81.2 | 0.5 | 10.7 | - | 3.4 | 0.7 |
| 06 Kampong Thom | 100.0 | 7.4 | 67.2 | 1.5 | 17.1 | - | 5.5 | 1.3 |
| 07 Kampot | 100.0 | 8.7 | 61.0 | 0.5 | 21.0 | - | 5.7 | 3.1 |
| 08 Kandal | 100.0 | 7.1 | 72.8 | 2.2 | 12.6 | - | 3.6 | 1.7 |
| 09 Koh Kong | 100.0 | 7.2 | 61.7 | 1.0 | 23.7 | - | 4.6 | 1.7 |
| 10 Kratie | 100.0 | 6.7 | 68.4 | 1.7 | 16.3 | - | 6.0 | 0.8 |
| 11 Mondul Kiri | 100.0 | 1.2 | 74.0 | 5.4 | 11.0 | - | 8.3 | 0.1 |
| 12 Phnom Penh | 100.0 | 11.6 | 52.2 | 5.1 | 27.2 | 0.7 | 2.2 | 1.0 |
| 13 Preah Vihear | 100.0 | 5.4 | 69.7 | 3.8 | 14.2 | - | 6.0 | 0.8 |
| 14 Prey Veng | 100.0 | 7.3 | 75.3 | 0.7 | 10.0 | - | 4.9 | 1.8 |
| 15 Pursat | 100.0 | 10.6 | 62.8 | 1.2 | 18.7 | - | 5.1 | 1.6 |
| 16 Ratanak Kiri | 100.0 | 3.8 | 68.2 | 1.0 | 19.4 | - | 5.7 | 2.0 |
| 17 Siem Reap | 100.0 | 13.1 | 51.9 | 4.8 | 23.3 | 0.1 | 4.9 | 2.0 |
| 18 Preah Sihanouk | 100.0 | 8.0 | 58.0 | 3.7 | 23.6 | - | 4.1 | 2.6 |
| 19 Stung Treng | 100.0 | 5.4 | 61.4 | 1.4 | 23.2 | - | 7.1 | 1.5 |
| 20 Svay Rieng | 100.0 | 9.0 | 74.6 | 0.6 | 9.1 | - | 5.1 | 1.5 |
| 21 Takeo | 100.0 | 6.8 | 73.6 | 1.9 | 13.0 | - | 3.4 | 1.3 |
| 22 Otdar Meanchey | 100.0 | 7.3 | 66.5 | 0.3 | 18.7 | - | 6.5 | 0.6 |
| 23 Kep | 100.0 | 10.2 | 58.0 | 0.6 | 20.1 | - | 6.8 | 4.4 |
| 24 Pailin | 100.0 | 5.8 | 65.1 | 1.7 | 21.3 | - | 4.7 | 1.4 |
| Percentage of Number of Persons Engaged | | | | | | | | |
| Cambodia | 100.0 | 3.8 | 45.9 | 6.7 | 8.4 | 0.3 | 34.1 | 1.0 |
| 01 Banteay Meanchey | 100.0 | 2.7 | 48.9 | 5.2 | 10.8 | - | 31.5 | 0.9 |
| 02 Battambang | 100.0 | 5.3 | 58.4 | 2.7 | 11.9 | 0.2 | 19.8 | 1.7 |
| 03 Kampong Cham | 100.0 | 3.9 | 57.6 | 3.9 | 9.0 | - | 24.5 | 1.0 |
| 04 Kampong Chhnang | 100.0 | 2.8 | 51.6 | 2.0 | 8.0 | - | 34.5 | 1.1 |
| 05 Kampong Speu | 100.0 | 1.7 | 59.0 | 0.4 | 5.3 | - | 33.1 | 0.4 |
| 06 Kampong Thom | 100.0 | 5.4 | 63.1 | 1.7 | 11.7 | - | 17.1 | 1.0 |
| 07 Kampot | 100.0 | 5.3 | 52.9 | 1.0 | 12.6 | - | 26.2 | 2.1 |
| 08 Kandal | 100.0 | 2.6 | 40.4 | 5.5 | 4.4 | - | 46.2 | 0.8 |
| 09 Koh Kong | 100.0 | 4.9 | 56.6 | 10.3 | 13.4 | - | 13.5 | 1.3 |
| 10 Kratie | 100.0 | 4.4 | 59.4 | 2.4 | 11.3 | - | 21.9 | 0.7 |
| 11 Mondul Kiri | 100.0 | 0.8 | 68.2 | 6.0 | 7.7 | - | 17.3 | 0.0 |
| 12 Phnom Penh | 100.0 | 2.9 | 28.9 | 12.5 | 7.3 | 0.7 | 47.0 | 0.7 |
| 13 Preah Vihear | 100.0 | 4.6 | 64.8 | 3.9 | 9.6 | - | 16.5 | 0.6 |
| 14 Prey Veng | 100.0 | 5.1 | 68.2 | 1.6 | 6.9 | - | 16.8 | 1.4 |
| 15 Pursat | 100.0 | 7.1 | 60.0 | 1.8 | 11.9 | - | 18.0 | 1.2 |
| 16 Ratanak Kiri | 100.0 | 2.7 | 67.9 | 0.9 | 12.5 | - | 14.3 | 1.7 |
| 17 Siem Reap | 100.0 | 7.0 | 46.5 | 9.7 | 12.7 | 0.1 | 22.4 | 1.6 |
| 18 Preah Sihanouk | 100.0 | 3.2 | 38.8 | 5.4 | 8.7 | - | 42.7 | 1.2 |
| 19 Stung Treng | 100.0 | 3.9 | 60.3 | 2.1 | 14.8 | - | 17.1 | 1.7 |
| 20 Svay Rieng | 100.0 | 4.2 | 52.8 | 5.7 | 4.1 | - | 32.4 | 0.9 |
| 21 Takeo | 100.0 | 4.7 | 66.1 | 2.6 | 8.0 | - | 17.6 | 1.0 |
| 22 Otdar Meanchey | 100.0 | 5.6 | 57.9 | 0.3 | 13.0 | - | 22.9 | 0.3 |
| 23 Kep | 100.0 | 6.0 | 57.5 | 1.5 | 12.4 | - | 19.7 | 2.9 |
| 24 Pailin | 100.0 | 3.0 | 54.7 | 3.9 | 10.8 | - | 26.8 | 0.9 |

Annex Table 4-4 Average Number of Persons Engaged per Establishment by Kind of Business Place : Province

| Province | Total | Street business | Home business | In apartment building | In traditional market | In modern shopping mall | Occupying exclusively one block or one building | Others |
|---------------------|-------|-----------------|---------------|-----------------------|-----------------------|-------------------------|---|--------|
| Cambodia | 3.3 | 1.5 | 2.3 | 8.2 | 1.5 | 5.3 | 26.8 | 2.2 |
| 01 Banteay Meanchey | 3.1 | 1.6 | 2.4 | 3.6 | 1.7 | - | 19.3 | 2.2 |
| 02 Battambang | 2.5 | 1.6 | 2.3 | 4.0 | 1.5 | 2.0 | 9.8 | 2.5 |
| 03 Kampong Cham | 2.5 | 1.4 | 2.2 | 3.2 | 1.4 | - | 13.9 | 1.7 |
| 04 Kampong Chhnang | 2.9 | 1.4 | 2.1 | 3.2 | 1.5 | - | 23.8 | 2.2 |
| 05 Kampong Speu | 3.2 | 1.6 | 2.3 | 2.6 | 1.6 | - | 30.8 | 1.8 |
| 06 Kampong Thom | 2.2 | 1.6 | 2.0 | 2.5 | 1.5 | - | 6.7 | 1.6 |
| 07 Kampot | 2.4 | 1.5 | 2.1 | 5.0 | 1.5 | - | 11.1 | 1.7 |
| 08 Kandal | 3.7 | 1.4 | 2.1 | 9.5 | 1.3 | - | 48.1 | 1.8 |
| 09 Koh Kong | 2.6 | 1.8 | 2.4 | 26.8 | 1.5 | - | 7.5 | 2.0 |
| 10 Kratie | 2.1 | 1.3 | 1.8 | 2.8 | 1.4 | - | 7.5 | 1.7 |
| 11 Mondul Kiri | 2.7 | 1.8 | 2.5 | 3.0 | 1.9 | - | 5.7 | 1.0 |
| 12 Phnom Penh | 5.8 | 1.5 | 3.2 | 14.1 | 1.6 | 5.7 | 125.4 | 4.0 |
| 13 Preah Vihear | 2.0 | 1.7 | 1.8 | 2.1 | 1.3 | - | 5.4 | 1.5 |
| 14 Prey Veng | 2.1 | 1.5 | 1.9 | 5.2 | 1.5 | - | 7.4 | 1.7 |
| 15 Pursat | 2.2 | 1.5 | 2.1 | 3.5 | 1.4 | - | 7.8 | 1.6 |
| 16 Ratanak Kiri | 2.3 | 1.6 | 2.3 | 2.1 | 1.5 | - | 5.8 | 1.9 |
| 17 Siem Reap | 2.9 | 1.6 | 2.6 | 5.9 | 1.6 | 4.7 | 13.5 | 2.4 |
| 18 Preah Sihanouk | 3.7 | 1.5 | 2.5 | 5.4 | 1.3 | - | 38.4 | 1.8 |
| 19 Stung Treng | 2.4 | 1.7 | 2.3 | 3.7 | 1.5 | - | 5.7 | 2.7 |
| 20 Svay Rieng | 3.5 | 1.6 | 2.5 | 32.8 | 1.6 | - | 22.1 | 2.1 |
| 21 Takeo | 2.2 | 1.5 | 2.0 | 3.1 | 1.4 | - | 11.6 | 1.7 |
| 22 Otdar Meanchey | 2.7 | 2.1 | 2.4 | 3.1 | 1.9 | - | 9.6 | 1.3 |
| 23 Kep | 2.4 | 1.4 | 2.4 | 6.4 | 1.5 | - | 7.0 | 1.6 |
| 24 Pailin | 2.9 | 1.5 | 2.4 | 6.4 | 1.4 | - | 16.3 | 1.8 |

Annex Table 5-1 Number of Establishments by Area of Business Place: Province

| Province | Total | Under 5m ² | 5m ² - under 10m ² | 10m ² - under 30m ² | 30m ² - under 50m ² | 50m ² - under 100m ² | 100m ² - under 200m ² | 200m ² - under 500m ² | 500m ² - under 1,000m ² | 1,000m ² or more | (Recount) |
|---|---------|-----------------------|--|---|---|--|---|---|---|-----------------------------|----------------------------|
| | | | | | | | | | | | 200m ² and over |
| Number of Establishments | | | | | | | | | | | |
| Cambodia | 505,134 | 131,758 | 133,405 | 121,055 | 53,903 | 28,877 | 16,135 | 4,649 | 1,886 | 13,466 | 20,001 |
| 01 Banteay Meanchey | 21,541 | 3,726 | 4,713 | 5,673 | 3,478 | 1,837 | 977 | 318 | 100 | 719 | 1,137 |
| 02 Battambang | 34,097 | 8,837 | 9,254 | 8,398 | 3,414 | 1,684 | 980 | 403 | 133 | 994 | 1,530 |
| 03 Kampong Cham | 56,263 | 12,990 | 13,567 | 14,119 | 7,275 | 3,975 | 2,129 | 475 | 214 | 1,519 | 2,208 |
| 04 Kampong Chhnang | 19,690 | 4,994 | 6,178 | 4,984 | 1,634 | 683 | 449 | 146 | 56 | 566 | 768 |
| 05 Kampong Speu | 22,541 | 5,388 | 7,781 | 5,344 | 1,829 | 926 | 579 | 104 | 40 | 550 | 694 |
| 06 Kampong Thom | 22,284 | 6,872 | 6,851 | 4,706 | 1,634 | 682 | 461 | 178 | 109 | 791 | 1,078 |
| 07 Kampot | 17,042 | 4,325 | 3,965 | 4,056 | 2,206 | 1,021 | 574 | 195 | 82 | 618 | 895 |
| 08 Kandal | 40,531 | 10,098 | 10,895 | 10,504 | 4,316 | 2,173 | 1,176 | 297 | 122 | 950 | 1,369 |
| 09 Koh Kong | 5,051 | 818 | 1,079 | 1,254 | 916 | 511 | 268 | 69 | 16 | 120 | 205 |
| 10 Kratie | 11,046 | 3,210 | 3,198 | 2,499 | 858 | 464 | 228 | 105 | 51 | 433 | 589 |
| 11 Mondul Kiri | 2,222 | 256 | 599 | 647 | 313 | 143 | 92 | 29 | 26 | 117 | 172 |
| 12 Phnom Penh | 95,848 | 33,774 | 20,697 | 18,829 | 9,866 | 6,480 | 3,621 | 1,094 | 412 | 1,075 | 2,581 |
| 13 Preah Vihear | 5,317 | 614 | 1,341 | 1,641 | 733 | 496 | 199 | 54 | 17 | 222 | 293 |
| 14 Prey Veng | 29,933 | 7,406 | 9,336 | 7,674 | 2,489 | 1,152 | 544 | 190 | 85 | 1,057 | 1,332 |
| 15 Pursat | 12,075 | 2,578 | 3,840 | 3,386 | 1,035 | 458 | 237 | 88 | 39 | 414 | 541 |
| 16 Ratanak Kiri | 5,480 | 793 | 1,516 | 1,604 | 715 | 355 | 238 | 53 | 20 | 186 | 259 |
| 17 Siem Reap | 32,120 | 7,647 | 8,772 | 7,836 | 3,271 | 1,808 | 1,331 | 327 | 153 | 975 | 1,455 |
| 18 Preah Sihanouk | 10,728 | 2,586 | 1,939 | 2,986 | 1,351 | 929 | 504 | 101 | 61 | 271 | 433 |
| 19 Stung Treng | 4,665 | 1,210 | 1,065 | 1,159 | 520 | 226 | 190 | 57 | 19 | 219 | 295 |
| 20 Svay Rieng | 15,245 | 3,154 | 4,495 | 4,344 | 1,609 | 622 | 316 | 120 | 51 | 534 | 705 |
| 21 Takeo | 31,997 | 9,476 | 10,162 | 6,534 | 2,798 | 1,420 | 630 | 152 | 55 | 770 | 977 |
| 22 Otdar Meanchey | 4,912 | 240 | 907 | 1,625 | 1,079 | 547 | 241 | 52 | 6 | 215 | 273 |
| 23 Kep | 1,635 | 508 | 441 | 319 | 140 | 91 | 64 | 22 | 8 | 42 | 72 |
| 24 Pailin | 2,871 | 258 | 814 | 934 | 424 | 194 | 107 | 20 | 11 | 109 | 140 |
| Concentration Rate of Number of Establishments | | | | | | | | | | | |
| Cambodia | 100.0 | 100.0 | 100.0 | 100.0 | 100.0 | 100.0 | 100.0 | 100.0 | 100.0 | 100.0 | 100.0 |
| 01 Banteay Meanchey | 4.3 | 2.8 | 3.5 | 4.7 | 6.5 | 6.4 | 6.1 | 6.8 | 5.3 | 5.3 | 5.7 |
| 02 Battambang | 6.8 | 6.7 | 6.9 | 6.9 | 6.3 | 5.8 | 6.1 | 8.7 | 7.1 | 7.4 | 7.6 |
| 03 Kampong Cham | 11.1 | 9.9 | 10.2 | 11.7 | 13.5 | 13.8 | 13.2 | 10.2 | 11.3 | 11.3 | 11.0 |
| 04 Kampong Chhnang | 3.9 | 3.8 | 4.6 | 4.1 | 3.0 | 2.4 | 2.8 | 3.1 | 3.0 | 4.2 | 3.8 |
| 05 Kampong Speu | 4.5 | 4.1 | 5.8 | 4.4 | 3.4 | 3.2 | 3.6 | 2.2 | 2.1 | 4.1 | 3.5 |
| 06 Kampong Thom | 4.4 | 5.2 | 5.1 | 3.9 | 3.0 | 2.4 | 2.9 | 3.8 | 5.8 | 5.9 | 5.4 |
| 07 Kampot | 3.4 | 3.3 | 3.0 | 3.4 | 4.1 | 3.5 | 3.6 | 4.2 | 4.3 | 4.6 | 4.5 |
| 08 Kandal | 8.0 | 7.7 | 8.2 | 8.7 | 8.0 | 7.5 | 7.3 | 6.4 | 6.5 | 7.1 | 6.8 |
| 09 Koh Kong | 1.0 | 0.6 | 0.8 | 1.0 | 1.7 | 1.8 | 1.7 | 1.5 | 0.8 | 0.9 | 1.0 |
| 10 Kratie | 2.2 | 2.4 | 2.4 | 2.1 | 1.6 | 1.6 | 1.4 | 2.3 | 2.7 | 3.2 | 2.9 |
| 11 Mondul Kiri | 0.4 | 0.2 | 0.4 | 0.5 | 0.6 | 0.5 | 0.6 | 0.6 | 1.4 | 0.9 | 0.9 |
| 12 Phnom Penh | 19.0 | 25.6 | 15.5 | 15.6 | 18.3 | 22.4 | 22.4 | 23.5 | 21.8 | 8.0 | 12.9 |
| 13 Preah Vihear | 1.1 | 0.5 | 1.0 | 1.4 | 1.4 | 1.7 | 1.2 | 1.2 | 0.9 | 1.6 | 1.5 |
| 14 Prey Veng | 5.9 | 5.6 | 7.0 | 6.3 | 4.6 | 4.0 | 3.4 | 4.1 | 4.5 | 7.8 | 6.7 |
| 15 Pursat | 2.4 | 2.0 | 2.9 | 2.8 | 1.9 | 1.6 | 1.5 | 1.9 | 2.1 | 3.1 | 2.7 |
| 16 Ratanak Kiri | 1.1 | 0.6 | 1.1 | 1.3 | 1.3 | 1.2 | 1.5 | 1.1 | 1.1 | 1.4 | 1.3 |
| 17 Siem Reap | 6.4 | 5.8 | 6.6 | 6.5 | 6.1 | 6.3 | 8.2 | 7.0 | 8.1 | 7.2 | 7.3 |
| 18 Preah Sihanouk | 2.1 | 2.0 | 1.5 | 2.5 | 2.5 | 3.2 | 3.1 | 2.2 | 3.2 | 2.0 | 2.2 |
| 19 Stung Treng | 0.9 | 0.9 | 0.8 | 1.0 | 1.0 | 0.8 | 1.2 | 1.2 | 1.0 | 1.6 | 1.5 |
| 20 Svay Rieng | 3.0 | 2.4 | 3.4 | 3.6 | 3.0 | 2.2 | 2.0 | 2.6 | 2.7 | 4.0 | 3.5 |
| 21 Takeo | 6.3 | 7.2 | 7.6 | 5.4 | 5.2 | 4.9 | 3.9 | 3.3 | 2.9 | 5.7 | 4.9 |
| 22 Otdar Meanchey | 1.0 | 0.2 | 0.7 | 1.3 | 2.0 | 1.9 | 1.5 | 1.1 | 0.3 | 1.6 | 1.4 |
| 23 Kep | 0.3 | 0.4 | 0.3 | 0.3 | 0.3 | 0.3 | 0.4 | 0.5 | 0.4 | 0.3 | 0.4 |
| 24 Pailin | 0.6 | 0.2 | 0.6 | 0.8 | 0.8 | 0.7 | 0.7 | 0.4 | 0.6 | 0.8 | 0.7 |

Annex Table 5-2 Number of Persons Engaged by Area of Business Place: Province

| Province | Total | Under 5m ² | 5m ² - under 10m ² | 10m ² - under 30m ² | 30m ² - under 50m ² | 50m ² - under 100m ² | 100m ² - under 200m ² | 200m ² - under 500m ² | 500m ² - under 1,000m ² | 1,000m ² or more | (Recount) |
|--|-----------|-----------------------|--|---|---|--|---|---|---|-----------------------------|----------------------------|
| | | | | | | | | | | | 200m ² and over |
| Number of Persons Engaged | | | | | | | | | | | |
| Cambodia | 1,673,390 | 190,852 | 235,170 | 252,546 | 165,002 | 109,756 | 105,607 | 111,130 | 29,235 | 474,092 | 614,457 |
| 01 Banteay Meanchey | 67,370 | 5,531 | 8,272 | 11,734 | 9,470 | 6,373 | 4,520 | 4,373 | 479 | 16,618 | 21,470 |
| 02 Battambang | 84,790 | 12,204 | 16,108 | 17,992 | 10,446 | 5,840 | 6,316 | 4,289 | 1,180 | 10,415 | 15,884 |
| 03 Kampong Cham | 143,044 | 17,623 | 22,785 | 27,900 | 18,350 | 11,328 | 10,160 | 3,269 | 1,403 | 30,226 | 34,898 |
| 04 Kampong Chhnang | 57,575 | 7,574 | 11,572 | 10,314 | 4,266 | 1,906 | 2,160 | 6,625 | 279 | 12,879 | 19,783 |
| 05 Kampong Speu | 72,341 | 9,849 | 16,400 | 11,769 | 5,181 | 3,309 | 2,697 | 2,921 | 435 | 19,780 | 23,136 |
| 06 Kampong Thom | 48,147 | 10,493 | 12,408 | 9,412 | 4,050 | 2,102 | 2,179 | 1,176 | 568 | 5,759 | 7,503 |
| 07 Kampot | 41,623 | 6,115 | 6,576 | 7,866 | 5,300 | 2,851 | 2,177 | 1,831 | 990 | 7,917 | 10,738 |
| 08 Kandal | 151,146 | 13,279 | 16,874 | 19,084 | 11,705 | 7,321 | 7,576 | 9,016 | 1,707 | 64,584 | 75,307 |
| 09 Koh Kong | 13,039 | 1,075 | 1,759 | 2,509 | 2,382 | 1,368 | 1,167 | 547 | 43 | 2,189 | 2,779 |
| 10 Kratie | 22,835 | 4,466 | 4,989 | 4,371 | 2,093 | 1,361 | 864 | 702 | 244 | 3,745 | 4,691 |
| 11 Mondul Kiri | 6,018 | 490 | 1,223 | 1,345 | 875 | 475 | 485 | 138 | 74 | 913 | 1,125 |
| 12 Phnom Penh | 556,865 | 47,966 | 38,229 | 49,222 | 46,559 | 37,249 | 38,510 | 60,403 | 17,630 | 221,097 | 299,130 |
| 13 Preah Vihear | 10,577 | 873 | 2,251 | 2,735 | 1,405 | 940 | 647 | 303 | 56 | 1,367 | 1,726 |
| 14 Prey Veng | 64,335 | 11,013 | 16,394 | 14,725 | 5,927 | 2,923 | 2,848 | 1,562 | 437 | 8,506 | 10,505 |
| 15 Pursat | 26,617 | 3,614 | 6,387 | 6,534 | 2,795 | 1,684 | 1,433 | 607 | 205 | 3,358 | 4,170 |
| 16 Ratanak Kiri | 12,619 | 1,171 | 2,604 | 3,088 | 1,882 | 1,078 | 1,050 | 287 | 75 | 1,384 | 1,746 |
| 17 Siem Reap | 94,326 | 11,023 | 15,383 | 15,932 | 11,375 | 8,221 | 8,868 | 3,700 | 1,461 | 18,363 | 23,524 |
| 18 Preah Sihanouk | 39,475 | 3,324 | 2,715 | 5,167 | 4,067 | 3,457 | 2,856 | 2,698 | 566 | 14,625 | 17,889 |
| 19 Stung Treng | 11,046 | 1,735 | 1,967 | 2,486 | 1,436 | 733 | 889 | 370 | 124 | 1,306 | 1,800 |
| 20 Svay Rieng | 53,202 | 5,496 | 8,666 | 9,725 | 4,477 | 2,391 | 3,769 | 2,682 | 551 | 15,445 | 18,678 |
| 21 Takeo | 70,796 | 14,413 | 17,785 | 12,950 | 6,780 | 4,184 | 2,472 | 2,906 | 638 | 8,668 | 12,212 |
| 22 Otdar Meanchey | 13,465 | 441 | 1,737 | 3,276 | 2,663 | 1,576 | 915 | 395 | 23 | 2,439 | 2,857 |
| 23 Kep | 3,937 | 678 | 754 | 673 | 383 | 296 | 472 | 246 | 38 | 397 | 681 |
| 24 Pailin | 8,202 | 406 | 1,332 | 1,737 | 1,135 | 790 | 577 | 84 | 29 | 2,112 | 2,225 |
| Concentration Rate of Number of Persons Engaged | | | | | | | | | | | |
| Cambodia | 100.0 | 100.0 | 100.0 | 100.0 | 100.0 | 100.0 | 100.0 | 100.0 | 100.0 | 100.0 | 100.0 |
| 01 Banteay Meanchey | 4.0 | 2.9 | 3.5 | 4.6 | 5.7 | 5.8 | 4.3 | 3.9 | 1.6 | 3.5 | 3.5 |
| 02 Battambang | 5.1 | 6.4 | 6.8 | 7.1 | 6.3 | 5.3 | 6.0 | 3.9 | 4.0 | 2.2 | 2.6 |
| 03 Kampong Cham | 8.5 | 9.2 | 9.7 | 11.0 | 11.1 | 10.3 | 9.6 | 2.9 | 4.8 | 6.4 | 5.7 |
| 04 Kampong Chhnang | 3.4 | 4.0 | 4.9 | 4.1 | 2.6 | 1.7 | 2.0 | 6.0 | 1.0 | 2.7 | 3.2 |
| 05 Kampong Speu | 4.3 | 5.2 | 7.0 | 4.7 | 3.1 | 3.0 | 2.6 | 2.6 | 1.5 | 4.2 | 3.8 |
| 06 Kampong Thom | 2.9 | 5.5 | 5.3 | 3.7 | 2.5 | 1.9 | 2.1 | 1.1 | 1.9 | 1.2 | 1.2 |
| 07 Kampot | 2.5 | 3.2 | 2.8 | 3.1 | 3.2 | 2.6 | 2.1 | 1.6 | 3.4 | 1.7 | 1.7 |
| 08 Kandal | 9.0 | 7.0 | 7.2 | 7.6 | 7.1 | 6.7 | 7.2 | 8.1 | 5.8 | 13.6 | 12.3 |
| 09 Koh Kong | 0.8 | 0.6 | 0.7 | 1.0 | 1.4 | 1.2 | 1.1 | 0.5 | 0.1 | 0.5 | 0.5 |
| 10 Kratie | 1.4 | 2.3 | 2.1 | 1.7 | 1.3 | 1.2 | 0.8 | 0.6 | 0.8 | 0.8 | 0.8 |
| 11 Mondul Kiri | 0.4 | 0.3 | 0.5 | 0.5 | 0.5 | 0.4 | 0.5 | 0.1 | 0.3 | 0.2 | 0.2 |
| 12 Phnom Penh | 33.3 | 25.1 | 16.3 | 19.5 | 28.2 | 33.9 | 36.5 | 54.4 | 60.3 | 46.6 | 48.7 |
| 13 Preah Vihear | 0.6 | 0.5 | 1.0 | 1.1 | 0.9 | 0.9 | 0.6 | 0.3 | 0.2 | 0.3 | 0.3 |
| 14 Prey Veng | 3.8 | 5.8 | 7.0 | 5.8 | 3.6 | 2.7 | 2.7 | 1.4 | 1.5 | 1.8 | 1.7 |
| 15 Pursat | 1.6 | 1.9 | 2.7 | 2.6 | 1.7 | 1.5 | 1.4 | 0.5 | 0.7 | 0.7 | 0.7 |
| 16 Ratanak Kiri | 0.8 | 0.6 | 1.1 | 1.2 | 1.1 | 1.0 | 1.0 | 0.3 | 0.3 | 0.3 | 0.3 |
| 17 Siem Reap | 5.6 | 5.8 | 6.5 | 6.3 | 6.9 | 7.5 | 8.4 | 3.3 | 5.0 | 3.9 | 3.8 |
| 18 Preah Sihanouk | 2.4 | 1.7 | 1.2 | 2.0 | 2.5 | 3.1 | 2.7 | 2.4 | 1.9 | 3.1 | 2.9 |
| 19 Stung Treng | 0.7 | 0.9 | 0.8 | 1.0 | 0.9 | 0.7 | 0.8 | 0.3 | 0.4 | 0.3 | 0.3 |
| 20 Svay Rieng | 3.2 | 2.9 | 3.7 | 3.9 | 2.7 | 2.2 | 3.6 | 2.4 | 1.9 | 3.3 | 3.0 |
| 21 Takeo | 4.2 | 7.6 | 7.6 | 5.1 | 4.1 | 3.8 | 2.3 | 2.6 | 2.2 | 1.8 | 2.0 |
| 22 Otdar Meanchey | 0.8 | 0.2 | 0.7 | 1.3 | 1.6 | 1.4 | 0.9 | 0.4 | 0.1 | 0.5 | 0.5 |
| 23 Kep | 0.2 | 0.4 | 0.3 | 0.3 | 0.2 | 0.3 | 0.4 | 0.2 | 0.1 | 0.1 | 0.1 |
| 24 Pailin | 0.5 | 0.2 | 0.6 | 0.7 | 0.7 | 0.7 | 0.5 | 0.1 | 0.1 | 0.4 | 0.4 |

**Annex Table 5-3 Percentages of Number of Establishments and of Number of Persons Engaged by Area of Business
Place: Province**

| Province | Total | Under 5m ² | 5m ² - under 10m ² | 10m ² - under 30m ² | 30m ² - under 50m ² | 50m ² - under 100m ² | 100m ² - under 200m ² | 200m ² - under 500m ² | 500m ² - under 1,000m ² | 1,000m ² or more | (Recount) 200m ² and over |
|--|-------|-----------------------|--|---|---|--|---|---|---|-----------------------------|--------------------------------------|
| Percentage of Number of Establishments | | | | | | | | | | | |
| Cambodia | 100.0 | 26.1 | 26.4 | 24.0 | 10.7 | 5.7 | 3.2 | 0.9 | 0.4 | 2.7 | 4.0 |
| 01 Banteay Meanchey | 100.0 | 17.3 | 21.9 | 26.3 | 16.1 | 8.5 | 4.5 | 1.5 | 0.5 | 3.3 | 5.3 |
| 02 Battambang | 100.0 | 25.9 | 27.1 | 24.6 | 10.0 | 4.9 | 2.9 | 1.2 | 0.4 | 2.9 | 4.5 |
| 03 Kampong Cham | 100.0 | 23.1 | 24.1 | 25.1 | 12.9 | 7.1 | 3.8 | 0.8 | 0.4 | 2.7 | 3.9 |
| 04 Kampong Chhnang | 100.0 | 25.4 | 31.4 | 25.3 | 8.3 | 3.5 | 2.3 | 0.7 | 0.3 | 2.9 | 3.9 |
| 05 Kampong Speu | 100.0 | 23.9 | 34.5 | 23.7 | 8.1 | 4.1 | 2.6 | 0.5 | 0.2 | 2.4 | 3.1 |
| 06 Kampong Thom | 100.0 | 30.8 | 30.7 | 21.1 | 7.3 | 3.1 | 2.1 | 0.8 | 0.5 | 3.5 | 4.8 |
| 07 Kampot | 100.0 | 25.4 | 23.3 | 23.8 | 12.9 | 6.0 | 3.4 | 1.1 | 0.5 | 3.6 | 5.3 |
| 08 Kandal | 100.0 | 24.9 | 26.9 | 25.9 | 10.6 | 5.4 | 2.9 | 0.7 | 0.3 | 2.3 | 3.4 |
| 09 Koh Kong | 100.0 | 16.2 | 21.4 | 24.8 | 18.1 | 10.1 | 5.3 | 1.4 | 0.3 | 2.4 | 4.1 |
| 10 Kratie | 100.0 | 29.1 | 29.0 | 22.6 | 7.8 | 4.2 | 2.1 | 1.0 | 0.5 | 3.9 | 5.3 |
| 11 Mondul Kiri | 100.0 | 11.5 | 27.0 | 29.1 | 14.1 | 6.4 | 4.1 | 1.3 | 1.2 | 5.3 | 7.7 |
| 12 Phnom Penh | 100.0 | 35.2 | 21.6 | 19.6 | 10.3 | 6.8 | 3.8 | 1.1 | 0.4 | 1.1 | 2.7 |
| 13 Preah Vihear | 100.0 | 11.5 | 25.2 | 30.9 | 13.8 | 9.3 | 3.7 | 1.0 | 0.3 | 4.2 | 5.5 |
| 14 Prey Veng | 100.0 | 24.7 | 31.2 | 25.6 | 8.3 | 3.8 | 1.8 | 0.6 | 0.3 | 3.5 | 4.4 |
| 15 Pursat | 100.0 | 21.3 | 31.8 | 28.0 | 8.6 | 3.8 | 2.0 | 0.7 | 0.3 | 3.4 | 4.5 |
| 16 Ratanak Kiri | 100.0 | 14.5 | 27.7 | 29.3 | 13.0 | 6.5 | 4.3 | 1.0 | 0.4 | 3.4 | 4.7 |
| 17 Siem Reap | 100.0 | 23.8 | 27.3 | 24.4 | 10.2 | 5.6 | 4.1 | 1.0 | 0.5 | 3.0 | 4.5 |
| 18 Preah Sihanouk | 100.0 | 24.1 | 18.1 | 27.8 | 12.6 | 8.7 | 4.7 | 0.9 | 0.6 | 2.5 | 4.0 |
| 19 Stung Treng | 100.0 | 25.9 | 22.8 | 24.8 | 11.1 | 4.8 | 4.1 | 1.2 | 0.4 | 4.7 | 6.3 |
| 20 Svay Rieng | 100.0 | 20.7 | 29.5 | 28.5 | 10.6 | 4.1 | 2.1 | 0.8 | 0.3 | 3.5 | 4.6 |
| 21 Takeo | 100.0 | 29.6 | 31.8 | 20.4 | 8.7 | 4.4 | 2.0 | 0.5 | 0.2 | 2.4 | 3.1 |
| 22 Otdar Meanchey | 100.0 | 4.9 | 18.5 | 33.1 | 22.0 | 11.1 | 4.9 | 1.1 | 0.1 | 4.4 | 5.6 |
| 23 Kep | 100.0 | 31.1 | 27.0 | 19.5 | 8.6 | 5.6 | 3.9 | 1.3 | 0.5 | 2.6 | 4.4 |
| 24 Pailin | 100.0 | 9.0 | 28.4 | 32.5 | 14.8 | 6.8 | 3.7 | 0.7 | 0.4 | 3.8 | 4.9 |
| Percentage of Number of Persons Engaged | | | | | | | | | | | |
| Cambodia | 100.0 | 11.4 | 14.1 | 15.1 | 9.9 | 6.6 | 6.3 | 6.6 | 1.7 | 28.3 | 36.7 |
| 01 Banteay Meanchey | 100.0 | 8.2 | 12.3 | 17.4 | 14.1 | 9.5 | 6.7 | 6.5 | 0.7 | 24.7 | 31.9 |
| 02 Battambang | 100.0 | 14.4 | 19.0 | 21.2 | 12.3 | 6.9 | 7.4 | 5.1 | 1.4 | 12.3 | 18.7 |
| 03 Kampong Cham | 100.0 | 12.3 | 15.9 | 19.5 | 12.8 | 7.9 | 7.1 | 2.3 | 1.0 | 21.1 | 24.4 |
| 04 Kampong Chhnang | 100.0 | 13.2 | 20.1 | 17.9 | 7.4 | 3.3 | 3.8 | 11.5 | 0.5 | 22.4 | 34.4 |
| 05 Kampong Speu | 100.0 | 13.6 | 22.7 | 16.3 | 7.2 | 4.6 | 3.7 | 4.0 | 0.6 | 27.3 | 32.0 |
| 06 Kampong Thom | 100.0 | 21.8 | 25.8 | 19.5 | 8.4 | 4.4 | 4.5 | 2.4 | 1.2 | 12.0 | 15.6 |
| 07 Kampot | 100.0 | 14.7 | 15.8 | 18.9 | 12.7 | 6.8 | 5.2 | 4.4 | 2.4 | 19.0 | 25.8 |
| 08 Kandal | 100.0 | 8.8 | 11.2 | 12.6 | 7.7 | 4.8 | 5.0 | 6.0 | 1.1 | 42.7 | 49.8 |
| 09 Koh Kong | 100.0 | 8.2 | 13.5 | 19.2 | 18.3 | 10.5 | 9.0 | 4.2 | 0.3 | 16.8 | 21.3 |
| 10 Kratie | 100.0 | 19.6 | 21.8 | 19.1 | 9.2 | 6.0 | 3.8 | 3.1 | 1.1 | 16.4 | 20.5 |
| 11 Mondul Kiri | 100.0 | 8.1 | 20.3 | 22.3 | 14.5 | 7.9 | 8.1 | 2.3 | 1.2 | 15.2 | 18.7 |
| 12 Phnom Penh | 100.0 | 8.6 | 6.9 | 8.8 | 8.4 | 6.7 | 6.9 | 10.8 | 3.2 | 39.7 | 53.7 |
| 13 Preah Vihear | 100.0 | 8.3 | 21.3 | 25.9 | 13.3 | 8.9 | 6.1 | 2.9 | 0.5 | 12.9 | 16.3 |
| 14 Prey Veng | 100.0 | 17.1 | 25.5 | 22.9 | 9.2 | 4.5 | 4.4 | 2.4 | 0.7 | 13.2 | 16.3 |
| 15 Pursat | 100.0 | 13.6 | 24.0 | 24.5 | 10.5 | 6.3 | 5.4 | 2.3 | 0.8 | 12.6 | 15.7 |
| 16 Ratanak Kiri | 100.0 | 9.3 | 20.6 | 24.5 | 14.9 | 8.5 | 8.3 | 2.3 | 0.6 | 11.0 | 13.8 |
| 17 Siem Reap | 100.0 | 11.7 | 16.3 | 16.9 | 12.1 | 8.7 | 9.4 | 3.9 | 1.5 | 19.5 | 24.9 |
| 18 Preah Sihanouk | 100.0 | 8.4 | 6.9 | 13.1 | 10.3 | 8.8 | 7.2 | 6.8 | 1.4 | 37.0 | 45.3 |
| 19 Stung Treng | 100.0 | 15.7 | 17.8 | 22.5 | 13.0 | 6.6 | 8.0 | 3.3 | 1.1 | 11.8 | 16.3 |
| 20 Svay Rieng | 100.0 | 10.3 | 16.3 | 18.3 | 8.4 | 4.5 | 7.1 | 5.0 | 1.0 | 29.0 | 35.1 |
| 21 Takeo | 100.0 | 20.4 | 25.1 | 18.3 | 9.6 | 5.9 | 3.5 | 4.1 | 0.9 | 12.2 | 17.2 |
| 22 Otdar Meanchey | 100.0 | 3.3 | 12.9 | 24.3 | 19.8 | 11.7 | 6.8 | 2.9 | 0.2 | 18.1 | 21.2 |
| 23 Kep | 100.0 | 17.2 | 19.2 | 17.1 | 9.7 | 7.5 | 12.0 | 6.2 | 1.0 | 10.1 | 17.3 |
| 24 Pailin | 100.0 | 5.0 | 16.2 | 21.2 | 13.8 | 9.6 | 7.0 | 1.0 | 0.4 | 25.7 | 27.1 |

Annex Table 5-4 Average Number of Persons Engaged per Establishment by Area of Business Place: Province

| Province | Total | Under 5m ² | 5m ² - under 10m ² | 10m ² - under 30m ² | 30m ² - under 50m ² | 50m ² - under 100m ² | 100m ² - under 200m ² | 200m ² - under 500m ² | 500m ² - under 1,000m ² | 1,000m ² or more |
|---------------------|-------|-----------------------|--|---|---|--|---|---|---|-----------------------------|
| Cambodia | 3.3 | 1.4 | 1.8 | 2.1 | 3.1 | 3.8 | 6.5 | 23.9 | 15.5 | 35.2 |
| 01 Banteay Meanchey | 3.1 | 1.5 | 1.8 | 2.1 | 2.7 | 3.5 | 4.6 | 13.8 | 4.8 | 23.1 |
| 02 Battambang | 2.5 | 1.4 | 1.7 | 2.1 | 3.1 | 3.5 | 6.4 | 10.6 | 8.9 | 10.5 |
| 03 Kampong Cham | 2.5 | 1.4 | 1.7 | 2.0 | 2.5 | 2.8 | 4.8 | 6.9 | 6.6 | 19.9 |
| 04 Kampong Chhnang | 2.9 | 1.5 | 1.9 | 2.1 | 2.6 | 2.8 | 4.8 | 45.4 | 5.0 | 22.8 |
| 05 Kampong Speu | 3.2 | 1.8 | 2.1 | 2.2 | 2.8 | 3.6 | 4.7 | 28.1 | 10.9 | 36.0 |
| 06 Kampong Thom | 2.2 | 1.5 | 1.8 | 2.0 | 2.5 | 3.1 | 4.7 | 6.6 | 5.2 | 7.3 |
| 07 Kampot | 2.4 | 1.4 | 1.7 | 1.9 | 2.4 | 2.8 | 3.8 | 9.4 | 12.1 | 12.8 |
| 08 Kandal | 3.7 | 1.3 | 1.5 | 1.8 | 2.7 | 3.4 | 6.4 | 30.4 | 14.0 | 68.0 |
| 09 Koh Kong | 2.6 | 1.3 | 1.6 | 2.0 | 2.6 | 2.7 | 4.4 | 7.9 | 2.7 | 18.2 |
| 10 Kratie | 2.1 | 1.4 | 1.6 | 1.7 | 2.4 | 2.9 | 3.8 | 6.7 | 4.8 | 8.6 |
| 11 Mondul Kiri | 2.7 | 1.9 | 2.0 | 2.1 | 2.8 | 3.3 | 5.3 | 4.8 | 2.8 | 7.8 |
| 12 Phnom Penh | 5.8 | 1.4 | 1.8 | 2.6 | 4.7 | 5.7 | 10.6 | 55.2 | 42.8 | 205.7 |
| 13 Preah Vihear | 2.0 | 1.4 | 1.7 | 1.7 | 1.9 | 1.9 | 3.3 | 5.6 | 3.3 | 6.2 |
| 14 Prey Veng | 2.1 | 1.5 | 1.8 | 1.9 | 2.4 | 2.5 | 5.2 | 8.2 | 5.1 | 8.0 |
| 15 Pursat | 2.2 | 1.4 | 1.7 | 1.9 | 2.7 | 3.7 | 6.0 | 6.9 | 5.3 | 8.1 |
| 16 Ratanak Kiri | 2.3 | 1.5 | 1.7 | 1.9 | 2.6 | 3.0 | 4.4 | 5.4 | 3.8 | 7.4 |
| 17 Siem Reap | 2.9 | 1.4 | 1.8 | 2.0 | 3.5 | 4.5 | 6.7 | 11.3 | 9.5 | 18.8 |
| 18 Preah Sihanouk | 3.7 | 1.3 | 1.4 | 1.7 | 3.0 | 3.7 | 5.7 | 26.7 | 9.3 | 54.0 |
| 19 Stung Treng | 2.4 | 1.4 | 1.8 | 2.1 | 2.8 | 3.2 | 4.7 | 6.5 | 6.5 | 6.0 |
| 20 Svay Rieng | 3.5 | 1.7 | 1.9 | 2.2 | 2.8 | 3.8 | 11.9 | 22.4 | 10.8 | 28.9 |
| 21 Takeo | 2.2 | 1.5 | 1.8 | 2.0 | 2.4 | 2.9 | 3.9 | 19.1 | 11.6 | 11.3 |
| 22 Otdar Meanchey | 2.7 | 1.8 | 1.9 | 2.0 | 2.5 | 2.9 | 3.8 | 7.6 | 3.8 | 11.3 |
| 23 Kep | 2.4 | 1.3 | 1.7 | 2.1 | 2.7 | 3.3 | 7.4 | 11.2 | 4.8 | 9.5 |
| 24 Pailin | 2.9 | 1.6 | 1.6 | 1.9 | 2.7 | 4.1 | 5.4 | 4.2 | 2.6 | 19.4 |

Annex Table 6-1 Number of Establishments by Year of Starting the Business: Province

| Province | Total | In or before 1989 | 1990 - 1999 | 2000 - 2004 | 2005 - 2009 | 2010 or after | Unknown | (Recount) |
|---|---------|-------------------|-------------|-------------|-------------|---------------|---------|---------------|
| | | | | | | | | 2009 or after |
| Number of Establishments | | | | | | | | |
| Cambodia | 505,134 | 26,470 | 60,461 | 84,981 | 207,485 | 119,584 | 6,153 | 182,439 |
| 01 Banteay Meanchey | 21,541 | 810 | 2,396 | 3,656 | 9,329 | 4,836 | 514 | 7,291 |
| 02 Battambang | 34,097 | 1,391 | 4,272 | 6,162 | 13,973 | 7,843 | 456 | 11,701 |
| 03 Kampong Cham | 56,263 | 3,119 | 7,078 | 9,316 | 22,642 | 13,135 | 973 | 19,798 |
| 04 Kampong Chhnang | 19,690 | 1,715 | 2,761 | 4,164 | 7,118 | 3,699 | 233 | 5,723 |
| 05 Kampong Speu | 22,541 | 1,292 | 2,928 | 3,620 | 9,450 | 4,897 | 354 | 7,795 |
| 06 Kampong Thom | 22,284 | 1,129 | 2,726 | 4,122 | 9,235 | 4,854 | 218 | 7,519 |
| 07 Kampot | 17,042 | 1,332 | 2,282 | 2,873 | 6,754 | 3,630 | 171 | 5,695 |
| 08 Kandal | 40,531 | 2,281 | 4,872 | 6,387 | 17,144 | 9,250 | 597 | 14,628 |
| 09 Koh Kong | 5,051 | 121 | 755 | 743 | 2,084 | 1,323 | 25 | 1,923 |
| 10 Kratie | 11,046 | 384 | 1,092 | 1,582 | 4,438 | 3,449 | 101 | 4,869 |
| 11 Mondul Kiri | 2,222 | 16 | 98 | 293 | 1,043 | 761 | 11 | 1,143 |
| 12 Phnom Penh | 95,848 | 4,056 | 10,808 | 15,511 | 38,939 | 25,326 | 1,208 | 38,257 |
| 13 Preah Vihear | 5,317 | 96 | 277 | 837 | 2,508 | 1,556 | 43 | 2,298 |
| 14 Prey Veng | 29,933 | 2,077 | 4,202 | 4,978 | 11,471 | 6,898 | 307 | 10,376 |
| 15 Pursat | 12,075 | 657 | 1,777 | 2,046 | 4,833 | 2,682 | 80 | 4,233 |
| 16 Ratanak Kiri | 5,480 | 47 | 252 | 590 | 2,430 | 2,141 | 20 | 2,943 |
| 17 Siem Reap | 32,120 | 1,052 | 3,495 | 5,894 | 13,879 | 7,493 | 307 | 11,363 |
| 18 Preah Sihanouk | 10,728 | 338 | 1,213 | 1,734 | 4,818 | 2,569 | 56 | 4,006 |
| 19 Stung Treng | 4,665 | 110 | 474 | 552 | 1,849 | 1,664 | 16 | 2,278 |
| 20 Svay Rieng | 15,245 | 1,139 | 1,827 | 2,437 | 6,268 | 3,439 | 135 | 5,370 |
| 21 Takeo | 31,997 | 3,176 | 4,372 | 6,110 | 12,889 | 5,192 | 258 | 8,832 |
| 22 Otdar Meanchey | 4,912 | 61 | 202 | 702 | 2,276 | 1,638 | 33 | 2,373 |
| 23 Kep | 1,635 | 62 | 177 | 223 | 820 | 335 | 18 | 643 |
| 24 Pailin | 2,871 | 9 | 125 | 449 | 1,295 | 974 | 19 | 1,382 |
| Concentration Rate of Number of Establishments | | | | | | | | |
| Cambodia | 100.0 | 100.0 | 100.0 | 100.0 | 100.0 | 100.0 | 100.0 | 100.0 |
| 01 Banteay Meanchey | 4.3 | 3.1 | 4.0 | 4.3 | 4.5 | 4.0 | 8.4 | 4.0 |
| 02 Battambang | 6.8 | 5.3 | 7.1 | 7.3 | 6.7 | 6.6 | 7.4 | 6.4 |
| 03 Kampong Cham | 11.1 | 11.8 | 11.7 | 11.0 | 10.9 | 11.0 | 15.8 | 10.9 |
| 04 Kampong Chhnang | 3.9 | 6.5 | 4.6 | 4.9 | 3.4 | 3.1 | 3.8 | 3.1 |
| 05 Kampong Speu | 4.5 | 4.9 | 4.8 | 4.3 | 4.6 | 4.1 | 5.8 | 4.3 |
| 06 Kampong Thom | 4.4 | 4.3 | 4.5 | 4.9 | 4.5 | 4.1 | 3.5 | 4.1 |
| 07 Kampot | 3.4 | 5.0 | 3.8 | 3.4 | 3.3 | 3.0 | 2.8 | 3.1 |
| 08 Kandal | 8.0 | 8.6 | 8.1 | 7.5 | 8.3 | 7.7 | 9.7 | 8.0 |
| 09 Koh Kong | 1.0 | 0.5 | 1.2 | 0.9 | 1.0 | 1.1 | 0.4 | 1.1 |
| 10 Kratie | 2.2 | 1.5 | 1.8 | 1.9 | 2.1 | 2.9 | 1.6 | 2.7 |
| 11 Mondul Kiri | 0.4 | 0.1 | 0.2 | 0.3 | 0.5 | 0.6 | 0.2 | 0.6 |
| 12 Phnom Penh | 19.0 | 15.3 | 17.9 | 18.3 | 18.8 | 21.2 | 19.6 | 21.0 |
| 13 Preah Vihear | 1.1 | 0.4 | 0.5 | 1.0 | 1.2 | 1.3 | 0.7 | 1.3 |
| 14 Prey Veng | 5.9 | 7.8 | 6.9 | 5.9 | 5.5 | 5.8 | 5.0 | 5.7 |
| 15 Pursat | 2.4 | 2.5 | 2.9 | 2.4 | 2.3 | 2.2 | 1.3 | 2.3 |
| 16 Ratanak Kiri | 1.1 | 0.2 | 0.4 | 0.7 | 1.2 | 1.8 | 0.3 | 1.6 |
| 17 Siem Reap | 6.4 | 4.0 | 5.8 | 6.9 | 6.7 | 6.3 | 5.0 | 6.2 |
| 18 Preah Sihanouk | 2.1 | 1.3 | 2.0 | 2.0 | 2.3 | 2.1 | 0.9 | 2.2 |
| 19 Stung Treng | 0.9 | 0.4 | 0.8 | 0.6 | 0.9 | 1.4 | 0.3 | 1.2 |
| 20 Svay Rieng | 3.0 | 4.3 | 3.0 | 2.9 | 3.0 | 2.9 | 2.2 | 2.9 |
| 21 Takeo | 6.3 | 12.0 | 7.2 | 7.2 | 6.2 | 4.3 | 4.2 | 4.8 |
| 22 Otdar Meanchey | 1.0 | 0.2 | 0.3 | 0.8 | 1.1 | 1.4 | 0.5 | 1.3 |
| 23 Kep | 0.3 | 0.2 | 0.3 | 0.3 | 0.4 | 0.3 | 0.3 | 0.4 |
| 24 Pailin | 0.6 | 0.0 | 0.2 | 0.5 | 0.6 | 0.8 | 0.3 | 0.8 |

Annex Table 6-2 Number of Persons Engaged by Year of Starting the Business: Province

| Province | Total | In or before 1989 | 1990 - 1999 | 2000 - 2004 | 2005 - 2009 | 2010 or after | Unknown | (Recount) |
|--|-----------|-------------------|-------------|-------------|-------------|---------------|---------|---------------|
| | | | | | | | | 2009 or after |
| Number of Persons Engaged | | | | | | | | |
| Cambodia | 1,673,390 | 120,245 | 272,305 | 286,368 | 675,104 | 297,246 | 22,122 | 475,982 |
| 01 Banteay Meanchey | 67,370 | 4,300 | 12,938 | 16,837 | 21,903 | 10,117 | 1,275 | 15,344 |
| 02 Battambang | 84,790 | 7,451 | 12,989 | 15,615 | 31,496 | 15,829 | 1,410 | 24,254 |
| 03 Kampong Cham | 143,044 | 15,255 | 22,651 | 22,596 | 55,117 | 25,203 | 2,222 | 43,450 |
| 04 Kampong Chhnang | 57,575 | 5,504 | 6,247 | 14,579 | 21,180 | 9,626 | 439 | 13,520 |
| 05 Kampong Speu | 72,341 | 5,334 | 12,444 | 9,075 | 33,912 | 10,488 | 1,088 | 18,625 |
| 06 Kampong Thom | 48,147 | 4,258 | 6,660 | 9,288 | 18,452 | 8,888 | 601 | 13,858 |
| 07 Kampot | 41,623 | 4,931 | 5,940 | 6,704 | 15,685 | 7,906 | 457 | 12,534 |
| 08 Kandal | 151,146 | 9,903 | 26,014 | 24,499 | 66,092 | 21,068 | 3,570 | 34,901 |
| 09 Koh Kong | 13,039 | 442 | 1,838 | 3,106 | 4,904 | 2,578 | 171 | 3,884 |
| 10 Kratie | 22,835 | 2,131 | 2,630 | 3,404 | 8,866 | 5,525 | 279 | 8,034 |
| 11 Mondul Kiri | 6,018 | 132 | 334 | 898 | 2,788 | 1,838 | 28 | 2,729 |
| 12 Phnom Penh | 556,865 | 23,346 | 109,752 | 88,397 | 227,217 | 100,908 | 7,245 | 159,530 |
| 13 Preah Vihear | 10,577 | 548 | 737 | 1,794 | 4,704 | 2,711 | 83 | 3,978 |
| 14 Prey Veng | 64,335 | 8,552 | 9,322 | 10,527 | 23,074 | 12,223 | 637 | 19,087 |
| 15 Pursat | 26,617 | 2,804 | 4,353 | 4,560 | 9,802 | 4,922 | 176 | 7,941 |
| 16 Ratanak Kiri | 12,619 | 311 | 798 | 1,670 | 5,468 | 4,330 | 42 | 5,937 |
| 17 Siem Reap | 94,326 | 5,343 | 11,665 | 20,383 | 39,690 | 16,371 | 874 | 26,300 |
| 18 Preah Sihanouk | 39,475 | 2,783 | 7,327 | 5,669 | 15,192 | 8,344 | 160 | 12,082 |
| 19 Stung Treng | 11,046 | 644 | 1,242 | 1,365 | 4,516 | 3,247 | 32 | 4,591 |
| 20 Svay Rieng | 53,202 | 4,914 | 4,983 | 7,332 | 26,473 | 9,040 | 460 | 17,726 |
| 21 Takeo | 70,796 | 10,779 | 9,397 | 12,840 | 27,057 | 10,017 | 706 | 17,543 |
| 22 Otdar Meanchey | 13,465 | 289 | 842 | 3,057 | 5,603 | 3,604 | 70 | 5,266 |
| 23 Kep | 3,937 | 257 | 626 | 584 | 1,799 | 631 | 40 | 1,221 |
| 24 Pailin | 8,202 | 34 | 576 | 1,589 | 4,114 | 1,832 | 57 | 3,647 |
| Concentration Rate of Number of Persons Engaged | | | | | | | | |
| Cambodia | 100.0 | 100.0 | 100.0 | 100.0 | 100.0 | 100.0 | 100.0 | 100.0 |
| 01 Banteay Meanchey | 4.0 | 3.6 | 4.8 | 5.9 | 3.2 | 3.4 | 5.8 | 3.2 |
| 02 Battambang | 5.1 | 6.2 | 4.8 | 5.5 | 4.7 | 5.3 | 6.4 | 5.1 |
| 03 Kampong Cham | 8.5 | 12.7 | 8.3 | 7.9 | 8.2 | 8.5 | 10.0 | 9.1 |
| 04 Kampong Chhnang | 3.4 | 4.6 | 2.3 | 5.1 | 3.1 | 3.2 | 2.0 | 2.8 |
| 05 Kampong Speu | 4.3 | 4.4 | 4.6 | 3.2 | 5.0 | 3.5 | 4.9 | 3.9 |
| 06 Kampong Thom | 2.9 | 3.5 | 2.4 | 3.2 | 2.7 | 3.0 | 2.7 | 2.9 |
| 07 Kampot | 2.5 | 4.1 | 2.2 | 2.3 | 2.3 | 2.7 | 2.1 | 2.6 |
| 08 Kandal | 9.0 | 8.2 | 9.6 | 8.6 | 9.8 | 7.1 | 16.1 | 7.3 |
| 09 Koh Kong | 0.8 | 0.4 | 0.7 | 1.1 | 0.7 | 0.9 | 0.8 | 0.8 |
| 10 Kratie | 1.4 | 1.8 | 1.0 | 1.2 | 1.3 | 1.9 | 1.3 | 1.7 |
| 11 Mondul Kiri | 0.4 | 0.1 | 0.1 | 0.3 | 0.4 | 0.6 | 0.1 | 0.6 |
| 12 Phnom Penh | 33.3 | 19.4 | 40.3 | 30.9 | 33.7 | 33.9 | 32.8 | 33.5 |
| 13 Preah Vihear | 0.6 | 0.5 | 0.3 | 0.6 | 0.7 | 0.9 | 0.4 | 0.8 |
| 14 Prey Veng | 3.8 | 7.1 | 3.4 | 3.7 | 3.4 | 4.1 | 2.9 | 4.0 |
| 15 Pursat | 1.6 | 2.3 | 1.6 | 1.6 | 1.5 | 1.7 | 0.8 | 1.7 |
| 16 Ratanak Kiri | 0.8 | 0.3 | 0.3 | 0.6 | 0.8 | 1.5 | 0.2 | 1.2 |
| 17 Siem Reap | 5.6 | 4.4 | 4.3 | 7.1 | 5.9 | 5.5 | 4.0 | 5.5 |
| 18 Preah Sihanouk | 2.4 | 2.3 | 2.7 | 2.0 | 2.3 | 2.8 | 0.7 | 2.5 |
| 19 Stung Treng | 0.7 | 0.5 | 0.5 | 0.5 | 0.7 | 1.1 | 0.1 | 1.0 |
| 20 Svay Rieng | 3.2 | 4.1 | 1.8 | 2.6 | 3.9 | 3.0 | 2.1 | 3.7 |
| 21 Takeo | 4.2 | 9.0 | 3.5 | 4.5 | 4.0 | 3.4 | 3.2 | 3.7 |
| 22 Otdar Meanchey | 0.8 | 0.2 | 0.3 | 1.1 | 0.8 | 1.2 | 0.3 | 1.1 |
| 23 Kep | 0.2 | 0.2 | 0.2 | 0.2 | 0.3 | 0.2 | 0.2 | 0.3 |
| 24 Pailin | 0.5 | 0.0 | 0.2 | 0.6 | 0.6 | 0.6 | 0.3 | 0.8 |

Annex Table 6-3 Percentages of Number of Establishments and of Number of Persons Engaged by Year of Starting the Business: Province

| Province | Total 1) | In or before 1989 | 1990 - 1999 | 2000 - 2004 | 2005 - 2009 | 2010 or after | (Recount) |
|--|----------|-------------------|-------------|-------------|-------------|---------------|---------------|
| | | | | | | | 2009 or after |
| Percentage of Number of Establishments | | | | | | | |
| Cambodia | 100.0 | 5.3 | 12.1 | 17.0 | 41.6 | 24.0 | 36.6 |
| 01 Banteay Meanchey | 100.0 | 3.9 | 11.4 | 17.4 | 44.4 | 23.0 | 34.7 |
| 02 Battambang | 100.0 | 4.1 | 12.7 | 18.3 | 41.5 | 23.3 | 34.8 |
| 03 Kampong Cham | 100.0 | 5.6 | 12.8 | 16.8 | 41.0 | 23.8 | 35.8 |
| 04 Kampong Chhnang | 100.0 | 8.8 | 14.2 | 21.4 | 36.6 | 19.0 | 29.4 |
| 05 Kampong Speu | 100.0 | 5.8 | 13.2 | 16.3 | 42.6 | 22.1 | 35.1 |
| 06 Kampong Thom | 100.0 | 5.1 | 12.4 | 18.7 | 41.9 | 22.0 | 34.1 |
| 07 Kampot | 100.0 | 7.9 | 13.5 | 17.0 | 40.0 | 21.5 | 33.8 |
| 08 Kandal | 100.0 | 5.7 | 12.2 | 16.0 | 42.9 | 23.2 | 36.6 |
| 09 Koh Kong | 100.0 | 2.4 | 15.0 | 14.8 | 41.5 | 26.3 | 38.3 |
| 10 Kratie | 100.0 | 3.5 | 10.0 | 14.5 | 40.5 | 31.5 | 44.5 |
| 11 Mondul Kiri | 100.0 | 0.7 | 4.4 | 13.3 | 47.2 | 34.4 | 51.7 |
| 12 Phnom Penh | 100.0 | 4.3 | 11.4 | 16.4 | 41.1 | 26.8 | 40.4 |
| 13 Preah Vihear | 100.0 | 1.8 | 5.3 | 15.9 | 47.6 | 29.5 | 43.6 |
| 14 Prey Veng | 100.0 | 7.0 | 14.2 | 16.8 | 38.7 | 23.3 | 35.0 |
| 15 Pursat | 100.0 | 5.5 | 14.8 | 17.1 | 40.3 | 22.4 | 35.3 |
| 16 Ratanak Kiri | 100.0 | 0.9 | 4.6 | 10.8 | 44.5 | 39.2 | 53.9 |
| 17 Siem Reap | 100.0 | 3.3 | 11.0 | 18.5 | 43.6 | 23.6 | 35.7 |
| 18 Preah Sihanouk | 100.0 | 3.2 | 11.4 | 16.2 | 45.1 | 24.1 | 37.5 |
| 19 Stung Treng | 100.0 | 2.4 | 10.2 | 11.9 | 39.8 | 35.8 | 49.0 |
| 20 Svay Rieng | 100.0 | 7.5 | 12.1 | 16.1 | 41.5 | 22.8 | 35.5 |
| 21 Takeo | 100.0 | 10.0 | 13.8 | 19.3 | 40.6 | 16.4 | 27.8 |
| 22 Otdar Meanchey | 100.0 | 1.3 | 4.1 | 14.4 | 46.6 | 33.6 | 48.6 |
| 23 Kep | 100.0 | 3.8 | 10.9 | 13.8 | 50.7 | 20.7 | 39.8 |
| 24 Pailin | 100.0 | 0.3 | 4.4 | 15.7 | 45.4 | 34.2 | 48.5 |
| Percentage of Number of Persons Engaged | | | | | | | |
| Cambodia | 100.0 | 7.3 | 16.5 | 17.3 | 40.9 | 18.0 | 28.8 |
| 01 Banteay Meanchey | 100.0 | 6.5 | 19.6 | 25.5 | 33.1 | 15.3 | 23.2 |
| 02 Battambang | 100.0 | 8.9 | 15.6 | 18.7 | 37.8 | 19.0 | 29.1 |
| 03 Kampong Cham | 100.0 | 10.8 | 16.1 | 16.0 | 39.1 | 17.9 | 30.9 |
| 04 Kampong Chhnang | 100.0 | 9.6 | 10.9 | 25.5 | 37.1 | 16.8 | 23.7 |
| 05 Kampong Speu | 100.0 | 7.5 | 17.5 | 12.7 | 47.6 | 14.7 | 26.1 |
| 06 Kampong Thom | 100.0 | 9.0 | 14.0 | 19.5 | 38.8 | 18.7 | 29.1 |
| 07 Kampot | 100.0 | 12.0 | 14.4 | 16.3 | 38.1 | 19.2 | 30.4 |
| 08 Kandal | 100.0 | 6.7 | 17.6 | 16.6 | 44.8 | 14.3 | 23.6 |
| 09 Koh Kong | 100.0 | 3.4 | 14.3 | 24.1 | 38.1 | 20.0 | 30.2 |
| 10 Kratie | 100.0 | 9.4 | 11.7 | 15.1 | 39.3 | 24.5 | 35.6 |
| 11 Mondul Kiri | 100.0 | 2.2 | 5.6 | 15.0 | 46.5 | 30.7 | 45.6 |
| 12 Phnom Penh | 100.0 | 4.2 | 20.0 | 16.1 | 41.3 | 18.4 | 29.0 |
| 13 Preah Vihear | 100.0 | 5.2 | 7.0 | 17.1 | 44.8 | 25.8 | 37.9 |
| 14 Prey Veng | 100.0 | 13.4 | 14.6 | 16.5 | 36.2 | 19.2 | 30.0 |
| 15 Pursat | 100.0 | 10.6 | 16.5 | 17.2 | 37.1 | 18.6 | 30.0 |
| 16 Ratanak Kiri | 100.0 | 2.5 | 6.3 | 13.3 | 43.5 | 34.4 | 47.2 |
| 17 Siem Reap | 100.0 | 5.7 | 12.5 | 21.8 | 42.5 | 17.5 | 28.1 |
| 18 Preah Sihanouk | 100.0 | 7.1 | 18.6 | 14.4 | 38.6 | 21.2 | 30.7 |
| 19 Stung Treng | 100.0 | 5.8 | 11.3 | 12.4 | 41.0 | 29.5 | 41.7 |
| 20 Svay Rieng | 100.0 | 9.3 | 9.4 | 13.9 | 50.2 | 17.1 | 33.6 |
| 21 Takeo | 100.0 | 15.4 | 13.4 | 18.3 | 38.6 | 14.3 | 25.0 |
| 22 Otdar Meanchey | 100.0 | 2.2 | 6.3 | 22.8 | 41.8 | 26.9 | 39.3 |
| 23 Kep | 100.0 | 6.6 | 16.1 | 15.0 | 46.2 | 16.2 | 31.3 |
| 24 Pailin | 100.0 | 0.4 | 7.1 | 19.5 | 50.5 | 22.5 | 44.8 |

1) The establishments with "Year of Starting the Business Unknown" are excluded.

Annex Table 6-4 Average Number of Persons Engaged per Establishment by Year of Starting the Business: Province

| Province | Total 1) | In or before 1989 | 1990 - 1999 | 2000 - 2004 | 2005 - 2009 | 2010 or after | (Recount) |
|---------------------|----------|-------------------|-------------|-------------|-------------|---------------|---------------|
| | | | | | | | 2009 or after |
| Cambodia | 3.3 | 4.5 | 4.5 | 3.4 | 3.3 | 2.5 | 2.6 |
| 01 Banteay Meanchey | 3.1 | 5.3 | 5.4 | 4.6 | 2.3 | 2.1 | 2.1 |
| 02 Battambang | 2.5 | 5.4 | 3.0 | 2.5 | 2.3 | 2.0 | 2.1 |
| 03 Kampong Cham | 2.5 | 4.9 | 3.2 | 2.4 | 2.4 | 1.9 | 2.2 |
| 04 Kampong Chhnang | 2.9 | 3.2 | 2.3 | 3.5 | 3.0 | 2.6 | 2.4 |
| 05 Kampong Speu | 3.2 | 4.1 | 4.3 | 2.5 | 3.6 | 2.1 | 2.4 |
| 06 Kampong Thom | 2.2 | 3.8 | 2.4 | 2.3 | 2.0 | 1.8 | 1.8 |
| 07 Kampot | 2.4 | 3.7 | 2.6 | 2.3 | 2.3 | 2.2 | 2.2 |
| 08 Kandal | 3.7 | 4.3 | 5.3 | 3.8 | 3.9 | 2.3 | 2.4 |
| 09 Koh Kong | 2.6 | 3.7 | 2.4 | 4.2 | 2.4 | 1.9 | 2.0 |
| 10 Kratie | 2.1 | 5.5 | 2.4 | 2.2 | 2.0 | 1.6 | 1.7 |
| 11 Mondul Kiri | 2.7 | 8.3 | 3.4 | 3.1 | 2.7 | 2.4 | 2.4 |
| 12 Phnom Penh | 5.8 | 5.8 | 10.2 | 5.7 | 5.8 | 4.0 | 4.2 |
| 13 Preah Vihear | 2.0 | 5.7 | 2.7 | 2.1 | 1.9 | 1.7 | 1.7 |
| 14 Prey Veng | 2.1 | 4.1 | 2.2 | 2.1 | 2.0 | 1.8 | 1.8 |
| 15 Pursat | 2.2 | 4.3 | 2.4 | 2.2 | 2.0 | 1.8 | 1.9 |
| 16 Ratanak Kiri | 2.3 | 6.6 | 3.2 | 2.8 | 2.3 | 2.0 | 2.0 |
| 17 Siem Reap | 2.9 | 5.1 | 3.3 | 3.5 | 2.9 | 2.2 | 2.3 |
| 18 Preah Sihanouk | 3.7 | 8.2 | 6.0 | 3.3 | 3.2 | 3.2 | 3.0 |
| 19 Stung Treng | 2.4 | 5.9 | 2.6 | 2.5 | 2.4 | 2.0 | 2.0 |
| 20 Svay Rieng | 3.5 | 4.3 | 2.7 | 3.0 | 4.2 | 2.6 | 3.3 |
| 21 Takeo | 2.2 | 3.4 | 2.1 | 2.1 | 2.1 | 1.9 | 2.0 |
| 22 Otdar Meanchey | 2.7 | 4.7 | 4.2 | 4.4 | 2.5 | 2.2 | 2.2 |
| 23 Kep | 2.4 | 4.1 | 3.5 | 2.6 | 2.2 | 1.9 | 1.9 |
| 24 Pailin | 2.9 | 3.8 | 4.6 | 3.5 | 3.2 | 1.9 | 2.6 |

1) Includes "Year of Starting the Business Unknown".

Annex Table 7-1 Number of Establishments by Industry (Section): Province

| Province | Total | B Mining and quarrying | C Manufac- turing | D Electricity, gas, steam and air condition- ing supply | E Water supply, sewerage, waste manage- ment and remedia- tion activities | F Construc- tion | G Wholesale and retail trade, repair of motor vehicles and motorcycles | H Transpor- tation and storage | I Accommo- dation and food service activities | J Informa- tion and communi- cation | K Financial and insurance activities | L Real estate activities | M Profession- al, scientific and technical activities | N Adminis- trative and support service activities | P Education | Q Human health and social work activities | R Arts, entertain- ment and recreation | S Other service activities |
|---------------------|---------|---------------------------------|-------------------------|--|--|------------------------|--|--|--|---|--|-----------------------------------|--|---|----------------|---|--|-------------------------------------|
| Cambodia | 505,134 | 179 | 71,416 | 4,607 | 461 | 188 | 292,350 | 1,557 | 69,662 | 4,711 | 3,584 | 120 | 957 | 6,023 | 9,874 | 4,885 | 1,780 | 32,780 |
| 01 Banteay Meanchey | 21,541 | 14 | 2,664 | 216 | 33 | 23 | 13,021 | 69 | 2,133 | 289 | 466 | 1 | 57 | 175 | 549 | 218 | 102 | 1,511 |
| 02 Battambang | 34,097 | 16 | 2,913 | 284 | 35 | 12 | 21,281 | 47 | 4,491 | 375 | 377 | 7 | 79 | 588 | 787 | 353 | 119 | 2,333 |
| 03 Kampong Cham | 56,263 | 17 | 7,403 | 727 | 83 | 18 | 33,506 | 56 | 7,638 | 442 | 431 | - | 81 | 644 | 1,086 | 476 | 87 | 3,568 |
| 04 Kampong Chhnang | 19,690 | 4 | 5,560 | 256 | 12 | 3 | 9,701 | 64 | 2,092 | 88 | 80 | - | 17 | 201 | 417 | 113 | 48 | 1,034 |
| 05 Kampong Speu | 22,541 | 8 | 6,003 | 281 | 27 | 1 | 12,140 | 31 | 1,975 | 79 | 83 | - | 23 | 285 | 381 | 139 | 23 | 1,062 |
| 06 Kampong Thom | 22,284 | 24 | 4,120 | 215 | 12 | 6 | 12,724 | 14 | 2,664 | 190 | 104 | - | 18 | 204 | 597 | 170 | 24 | 1,198 |
| 07 Kampot | 17,042 | 14 | 1,499 | 211 | 6 | 7 | 9,823 | 26 | 3,104 | 157 | 115 | 3 | 13 | 215 | 431 | 161 | 40 | 1,217 |
| 08 Kandal | 40,531 | 10 | 5,314 | 417 | 75 | 9 | 22,357 | 239 | 6,911 | 191 | 293 | 5 | 75 | 561 | 652 | 408 | 103 | 2,911 |
| 09 Koh Kong | 5,051 | - | 241 | 26 | 5 | - | 3,056 | 12 | 1,015 | 36 | 37 | - | 5 | 40 | 128 | 58 | 57 | 335 |
| 10 Kratie | 11,046 | 1 | 1,029 | 118 | 40 | 7 | 6,605 | 23 | 1,863 | 137 | 39 | - | 8 | 100 | 294 | 117 | 38 | 627 |
| 11 Mondul Kiri | 2,222 | 20 | 131 | 5 | 1 | 2 | 1,407 | - | 295 | 58 | 19 | - | 1 | 12 | 85 | 38 | 16 | 132 |
| 12 Phnom Penh | 95,848 | 18 | 8,705 | 117 | 63 | 68 | 57,829 | 539 | 14,734 | 1,353 | 826 | 84 | 395 | 827 | 909 | 1,359 | 434 | 7,588 |
| 13 Preah Vihear | 5,317 | 4 | 1,432 | 62 | - | 1 | 2,734 | 9 | 459 | 70 | 14 | - | 11 | 47 | 192 | 33 | 17 | 232 |
| 14 Prey Veng | 29,933 | 3 | 4,475 | 517 | 13 | 13 | 17,434 | 48 | 3,584 | 167 | 120 | 1 | 28 | 679 | 702 | 223 | 81 | 1,845 |
| 15 Pursat | 12,075 | 1 | 1,489 | 153 | 13 | 1 | 7,258 | 15 | 1,607 | 72 | 46 | 1 | 18 | 101 | 326 | 97 | 110 | 767 |
| 16 Ratanak Kiri | 5,480 | 4 | 415 | 27 | - | 1 | 3,552 | 17 | 750 | 80 | 10 | - | 6 | 25 | 187 | 67 | 36 | 303 |
| 17 Siem Reap | 32,120 | 2 | 3,570 | 255 | 12 | 2 | 19,892 | 71 | 4,278 | 304 | 208 | 5 | 41 | 399 | 668 | 296 | 191 | 1,926 |
| 18 Preah Sihanouk | 10,728 | - | 726 | 44 | 18 | 7 | 5,935 | 71 | 2,536 | 111 | 60 | 7 | 19 | 72 | 152 | 93 | 80 | 797 |
| 19 Stung Treng | 4,665 | 2 | 749 | 22 | 1 | - | 2,496 | 14 | 768 | 116 | 7 | 2 | 7 | 31 | 180 | 42 | 26 | 202 |
| 20 Svay Rieng | 15,245 | - | 2,391 | 257 | 8 | 3 | 8,579 | 152 | 1,553 | 164 | 81 | 3 | 26 | 444 | 354 | 112 | 58 | 1,060 |
| 21 Takeo | 31,997 | 1 | 9,879 | 311 | 3 | 4 | 15,182 | 30 | 3,778 | 118 | 101 | - | 22 | 282 | 514 | 205 | 44 | 1,523 |
| 22 Otdar Meanchey | 4,912 | - | 367 | 63 | 1 | - | 3,229 | 2 | 592 | 40 | 22 | - | 3 | 35 | 190 | 61 | 24 | 283 |
| 23 Kep | 1,635 | 15 | 144 | 8 | - | - | 746 | 6 | 507 | 20 | 2 | 1 | 2 | 31 | 37 | 13 | - | 103 |
| 24 Pailin | 2,871 | 1 | 197 | 15 | - | - | 1,863 | 2 | 335 | 54 | 43 | - | 2 | 25 | 56 | 33 | 22 | 223 |

Annex Table 7-2 Percentage of Establishments by Industry (Section): Province

| Province | Total | B Mining and quarrying | C Manufac- turing | D Electricity, gas, steam and air condition- ing supply | E Water supply, sewerage, waste manage- ment and remedia- tion activities | F Construc- tion | G Wholesale and retail trade; repair of motor vehicles and motorcycles | H Transpor- tation and storage | I Accommo- dation and food service activities | J Informa- tion and communi- cation | K Financial and insurance activities | L Real estate activities | M Profession- al, scientific and technical activities | N Adminis- trative and support service activities | P Education | Q Human health and social work activities | R Arts, entertain- ment and recreation | S Other service and activities |
|---------------------|-------|---------------------------------|-------------------------|--|--|------------------------|--|--|--|---|--|-----------------------------------|--|---|----------------|---|--|--|
| Cambodia | 100.0 | 0.0 | 14.1 | 0.9 | 0.1 | 0.0 | 57.9 | 0.3 | 13.8 | 0.9 | 0.7 | 0.0 | 0.2 | 1.2 | 2.0 | 1.0 | 0.4 | 6.5 |
| 01 Banteay Meanchey | 100.0 | 0.1 | 12.4 | 1.0 | 0.2 | 0.1 | 60.4 | 0.3 | 9.9 | 1.3 | 2.2 | 0.0 | 0.3 | 0.8 | 2.5 | 1.0 | 0.5 | 7.0 |
| 02 Battambang | 100.0 | 0.0 | 8.5 | 0.8 | 0.1 | 0.0 | 62.4 | 0.1 | 13.2 | 1.1 | 1.1 | 0.0 | 0.2 | 1.7 | 2.3 | 1.0 | 0.3 | 6.8 |
| 03 Kampong Cham | 100.0 | 0.0 | 13.2 | 1.3 | 0.1 | 0.0 | 59.6 | 0.1 | 13.6 | 0.8 | 0.8 | - | 0.1 | 1.1 | 1.9 | 0.8 | 0.2 | 6.3 |
| 04 Kampong Chhnang | 100.0 | 0.0 | 28.2 | 1.3 | 0.1 | 0.0 | 49.3 | 0.3 | 10.6 | 0.4 | 0.4 | - | 0.1 | 1.0 | 2.1 | 0.6 | 0.2 | 5.3 |
| 05 Kampong Speu | 100.0 | 0.0 | 26.6 | 1.2 | 0.1 | 0.0 | 53.9 | 0.1 | 8.8 | 0.4 | 0.4 | - | 0.1 | 1.3 | 1.7 | 0.6 | 0.1 | 4.7 |
| 06 Kampong Thom | 100.0 | 0.1 | 18.5 | 1.0 | 0.1 | 0.0 | 57.1 | 0.1 | 12.0 | 0.9 | 0.5 | - | 0.1 | 0.9 | 2.7 | 0.8 | 0.1 | 5.4 |
| 07 Kampot | 100.0 | 0.1 | 8.8 | 1.2 | 0.0 | 0.0 | 57.6 | 0.2 | 18.2 | 0.9 | 0.7 | 0.0 | 0.1 | 1.3 | 2.5 | 0.9 | 0.2 | 7.1 |
| 08 Kandal | 100.0 | 0.0 | 13.1 | 1.0 | 0.2 | 0.0 | 55.2 | 0.6 | 17.1 | 0.5 | 0.7 | 0.0 | 0.2 | 1.4 | 1.6 | 1.0 | 0.3 | 7.2 |
| 09 Koh Kong | 100.0 | - | 4.8 | 0.5 | 0.1 | - | 60.5 | 0.2 | 20.1 | 0.7 | 0.7 | - | 0.1 | 0.8 | 2.5 | 1.1 | 1.1 | 6.6 |
| 10 Kratie | 100.0 | 0.0 | 9.3 | 1.1 | 0.4 | 0.1 | 59.8 | 0.2 | 16.9 | 1.2 | 0.4 | - | 0.1 | 0.9 | 2.7 | 1.1 | 0.3 | 5.7 |
| 11 Mondul Kiri | 100.0 | 0.9 | 5.9 | 0.2 | 0.0 | 0.1 | 63.3 | - | 13.3 | 2.6 | 0.9 | - | 0.0 | 0.5 | 3.8 | 1.7 | 0.7 | 5.9 |
| 12 Phnom Penh | 100.0 | 0.0 | 9.1 | 0.1 | 0.1 | 0.1 | 60.3 | 0.6 | 15.4 | 1.4 | 0.9 | 0.1 | 0.4 | 0.9 | 0.9 | 1.4 | 0.5 | 7.9 |
| 13 Preah Vihear | 100.0 | 0.1 | 26.9 | 1.2 | - | 0.0 | 51.4 | 0.2 | 8.6 | 1.3 | 0.3 | - | 0.2 | 0.9 | 3.6 | 0.6 | 0.3 | 4.4 |
| 14 Prey Veng | 100.0 | 0.0 | 15.0 | 1.7 | 0.0 | 0.0 | 58.2 | 0.2 | 12.0 | 0.6 | 0.4 | 0.0 | 0.1 | 2.3 | 2.3 | 0.7 | 0.3 | 6.2 |
| 15 Pursat | 100.0 | 0.0 | 12.3 | 1.3 | 0.1 | 0.0 | 60.1 | 0.1 | 13.3 | 0.6 | 0.4 | 0.0 | 0.1 | 0.8 | 2.7 | 0.8 | 0.9 | 6.4 |
| 16 Ratanak Kiri | 100.0 | 0.1 | 7.6 | 0.5 | - | 0.0 | 64.8 | 0.3 | 13.7 | 1.5 | 0.2 | - | 0.1 | 0.5 | 3.4 | 1.2 | 0.7 | 5.5 |
| 17 Siem Reap | 100.0 | 0.0 | 11.1 | 0.8 | 0.0 | 0.0 | 61.9 | 0.2 | 13.3 | 0.9 | 0.6 | 0.0 | 0.1 | 1.2 | 2.1 | 0.9 | 0.6 | 6.0 |
| 18 Preah Sihanouk | 100.0 | - | 6.8 | 0.4 | 0.2 | 0.1 | 55.3 | 0.7 | 23.6 | 1.0 | 0.6 | 0.1 | 0.2 | 0.7 | 1.4 | 0.9 | 0.7 | 7.4 |
| 19 Stung Treng | 100.0 | 0.0 | 16.1 | 0.5 | 0.0 | - | 53.5 | 0.3 | 16.5 | 2.5 | 0.2 | 0.0 | 0.2 | 0.7 | 3.9 | 0.9 | 0.6 | 4.3 |
| 20 Svay Rieng | 100.0 | - | 15.7 | 1.7 | 0.1 | 0.0 | 56.3 | 1.0 | 10.2 | 1.1 | 0.5 | 0.0 | 0.2 | 2.9 | 2.3 | 0.7 | 0.4 | 7.0 |
| 21 Takeo | 100.0 | 0.0 | 30.9 | 1.0 | 0.0 | 0.0 | 47.4 | 0.1 | 11.8 | 0.4 | 0.3 | - | 0.1 | 0.9 | 1.6 | 0.6 | 0.1 | 4.8 |
| 22 Otdar Meanchey | 100.0 | - | 7.5 | 1.3 | 0.0 | - | 65.7 | 0.0 | 12.1 | 0.8 | 0.4 | - | 0.1 | 0.7 | 3.9 | 1.2 | 0.5 | 5.8 |
| 23 Kep | 100.0 | 0.9 | 8.8 | 0.5 | - | - | 45.6 | 0.4 | 31.0 | 1.2 | 0.1 | 0.1 | 0.1 | 1.9 | 2.3 | 0.8 | - | 6.3 |
| 24 Pailin | 100.0 | 0.0 | 6.9 | 0.5 | - | - | 64.9 | 0.1 | 11.7 | 1.9 | 1.5 | - | 0.1 | 0.9 | 2.0 | 1.1 | 0.8 | 7.8 |

Annex Table 7-3 Number of Persons Engaged by Industry (Section): Province

| Province | Total | B Mining and quarrying | C Manufacturing | D Electricity, gas, steam and air conditioning supply | E Water supply, sewerage, waste management and remediation activities | F Construction | G Wholesale and retail trade, repair of motor vehicles and motorcycles | H Transportation and storage | I Accommodation and food service activities | J Information and communication | K Financial and insurance activities | L Real estate activities | M Professional, scientific and technical activities | N Administrative and support service activities | P Education | Q Human health and social work activities | R Arts, entertainment and recreation | S Other service activities |
|---------------------|-----------|---------------------------------|--------------------|--|---|-------------------|--|---------------------------------------|---|--|--|-----------------------------------|--|--|----------------|---|--|-------------------------------------|
| Cambodia | 1,673,390 | 2,040 | 530,341 | 14,632 | 4,208 | 2,029 | 553,493 | 11,945 | 195,287 | 16,589 | 27,832 | 1,071 | 3,814 | 30,080 | 130,356 | 33,176 | 40,163 | 76,334 |
| 01 Banteay Meanchey | 67,370 | 94 | 7,798 | 584 | 179 | 142 | 24,655 | 611 | 7,128 | 547 | 1,529 | 3 | 123 | 609 | 6,412 | 1,171 | 11,275 | 4,510 |
| 02 Battambang | 84,790 | 41 | 8,285 | 681 | 191 | 88 | 39,031 | 188 | 11,499 | 1,058 | 1,912 | 78 | 286 | 2,175 | 10,043 | 2,345 | 1,207 | 5,682 |
| 03 Kampong Cham | 143,044 | 303 | 35,606 | 1,764 | 283 | 63 | 60,193 | 246 | 16,805 | 849 | 2,365 | - | 219 | 2,121 | 12,598 | 2,355 | 1,509 | 5,765 |
| 04 Kampong Chhnang | 57,575 | 6 | 27,166 | 588 | 33 | 29 | 17,422 | 199 | 4,051 | 188 | 691 | - | 36 | 570 | 4,021 | 622 | 197 | 1,756 |
| 05 Kampong Speu | 72,341 | 159 | 31,162 | 680 | 85 | 3 | 25,029 | 53 | 4,733 | 205 | 885 | - | 60 | 1,155 | 4,894 | 820 | 323 | 2,095 |
| 06 Kampong Thom | 48,147 | 100 | 9,344 | 566 | 103 | 46 | 22,489 | 59 | 5,572 | 400 | 736 | - | 44 | 681 | 4,860 | 857 | 53 | 2,237 |
| 07 Kampot | 41,623 | 404 | 5,196 | 529 | 47 | 171 | 17,304 | 92 | 5,997 | 341 | 901 | 9 | 39 | 642 | 5,512 | 936 | 1,485 | 2,018 |
| 08 Kandal | 151,146 | 55 | 76,703 | 1,083 | 238 | 42 | 37,337 | 702 | 13,520 | 481 | 2,058 | 16 | 139 | 1,829 | 9,377 | 1,824 | 884 | 4,858 |
| 09 Koh Kong | 13,039 | - | 824 | 135 | 12 | - | 5,867 | 96 | 2,556 | 111 | 170 | - | 13 | 86 | 1,000 | 208 | 1,295 | 666 |
| 10 Kratie | 22,835 | 5 | 2,894 | 279 | 80 | 25 | 10,448 | 110 | 3,600 | 266 | 313 | - | 18 | 236 | 2,710 | 653 | 156 | 1,042 |
| 11 Mondul Kiri | 6,018 | 258 | 353 | 61 | 3 | 29 | 3,065 | - | 871 | 109 | 122 | - | 2 | 26 | 422 | 185 | 209 | 303 |
| 12 Phnom Penh | 556,865 | 232 | 247,630 | 3,140 | 2,015 | 1,085 | 127,375 | 6,134 | 59,486 | 9,071 | 10,184 | 792 | 2,272 | 12,215 | 29,080 | 12,440 | 7,623 | 26,091 |
| 13 Preah Vihear | 10,577 | 35 | 2,414 | 141 | - | 7 | 4,571 | 17 | 933 | 139 | 142 | - | 25 | 98 | 1,351 | 229 | 59 | 416 |
| 14 Prey Veng | 64,335 | 57 | 10,220 | 1,051 | 42 | 63 | 31,126 | 263 | 6,322 | 298 | 1,084 | 5 | 59 | 1,931 | 7,563 | 1,120 | 302 | 2,829 |
| 15 Pursat | 26,617 | 4 | 3,246 | 393 | 61 | 20 | 12,777 | 45 | 3,381 | 135 | 545 | 3 | 33 | 276 | 3,458 | 490 | 290 | 1,460 |
| 16 Ratanak Kiri | 12,619 | 68 | 1,125 | 104 | - | 6 | 6,668 | 43 | 2,010 | 139 | 122 | - | 12 | 85 | 933 | 299 | 164 | 841 |
| 17 Siem Reap | 94,326 | 22 | 9,724 | 888 | 586 | 6 | 37,097 | 270 | 21,690 | 779 | 1,640 | 34 | 173 | 2,152 | 7,355 | 3,076 | 3,176 | 5,658 |
| 18 Preah Sihanouk | 39,475 | - | 11,085 | 298 | 168 | 165 | 10,136 | 2,176 | 8,606 | 424 | 430 | 107 | 77 | 413 | 2,646 | 531 | 465 | 1,748 |
| 19 Stung Treng | 11,046 | 12 | 1,736 | 107 | 14 | - | 4,704 | 43 | 1,687 | 240 | 101 | 5 | 29 | 104 | 1,327 | 371 | 119 | 447 |
| 20 Svay Rieng | 53,202 | - | 14,804 | 603 | 41 | 16 | 17,491 | 439 | 3,593 | 300 | 555 | 10 | 88 | 1,473 | 4,635 | 723 | 6,149 | 2,282 |
| 21 Takeo | 70,796 | 28 | 21,188 | 710 | 21 | 23 | 26,773 | 109 | 7,368 | 232 | 1,028 | - | 46 | 975 | 7,750 | 1,350 | 779 | 2,416 |
| 22 Otdar Meanchey | 13,465 | - | 937 | 184 | 6 | - | 7,107 | 6 | 1,529 | 118 | 149 | - | 5 | 67 | 1,242 | 320 | 1,275 | 520 |
| 23 Kep | 3,937 | 137 | 241 | 24 | - | - | 1,308 | 27 | 1,291 | 36 | 9 | 9 | 9 | 96 | 501 | 60 | - | 189 |
| 24 Pailin | 8,202 | 20 | 660 | 39 | - | - | 3,520 | 17 | 1,059 | 123 | 161 | - | 7 | 65 | 666 | 191 | 1,169 | 505 |

Annex Table 7-4 Percentage of Number of Persons Engaged by Industry (Section): Province

| Province | Total | B Mining and quarrying | C Manufac- turing | D Electricity, gas, steam and air condition- ing supply | E Water supply; sewerage, waste manage- ment and remedia- tion activities | F Construc- tion | G Wholesale and retail trade; repair of motor vehicles and motorcycles | H Transpor- tation and storage | I Accommo- dation and food service activities | J Informa- tion and communi- cation | K Financial and insurance activities | L Real estate activities | M Profession- al, scientific and technical activities | N Adminis- trative and support service activities | P Education | Q Human health and social work activities | R Arts, entertain- ment and recreation | S Other service activities |
|---------------------|-------|---------------------------------|-------------------------|--|--|------------------------|--|--|--|---|--|-----------------------------------|--|---|----------------|---|--|-------------------------------------|
| Cambodia | 100.0 | 0.1 | 31.7 | 0.9 | 0.3 | 0.1 | 33.1 | 0.7 | 11.7 | 1.0 | 1.7 | 0.1 | 0.2 | 1.8 | 7.8 | 2.0 | 2.4 | 4.6 |
| 01 Banteay Meanchey | 100.0 | 0.1 | 11.6 | 0.9 | 0.3 | 0.2 | 36.6 | 0.9 | 10.6 | 0.8 | 2.3 | 0.0 | 0.2 | 0.9 | 9.5 | 1.7 | 16.7 | 6.7 |
| 02 Battambang | 100.0 | 0.0 | 9.8 | 0.8 | 0.2 | 0.1 | 46.0 | 0.2 | 13.6 | 1.2 | 2.3 | 0.1 | 0.3 | 2.6 | 11.8 | 2.8 | 1.4 | 6.7 |
| 03 Kampong Cham | 100.0 | 0.2 | 24.9 | 1.2 | 0.2 | 0.0 | 42.1 | 0.2 | 11.7 | 0.6 | 1.7 | - | 0.2 | 1.5 | 8.8 | 1.6 | 1.1 | 4.0 |
| 04 Kampong Chhnang | 100.0 | 0.0 | 47.2 | 1.0 | 0.1 | 0.1 | 30.3 | 0.3 | 7.0 | 0.3 | 1.2 | - | 0.1 | 1.0 | 7.0 | 1.1 | 0.3 | 3.0 |
| 05 Kampong Speu | 100.0 | 0.2 | 43.1 | 0.9 | 0.1 | 0.0 | 34.6 | 0.1 | 6.5 | 0.3 | 1.2 | - | 0.1 | 1.6 | 6.8 | 1.1 | 0.4 | 2.9 |
| 06 Kampong Thom | 100.0 | 0.2 | 19.4 | 1.2 | 0.2 | 0.1 | 46.7 | 0.1 | 11.6 | 0.8 | 1.5 | - | 0.1 | 1.4 | 10.1 | 1.8 | 0.1 | 4.6 |
| 07 Kampot | 100.0 | 1.0 | 12.5 | 1.3 | 0.1 | 0.4 | 41.6 | 0.2 | 14.4 | 0.8 | 2.2 | 0.0 | 0.1 | 1.5 | 13.2 | 2.2 | 3.6 | 4.8 |
| 08 Kandal | 100.0 | 0.0 | 50.7 | 0.7 | 0.2 | 0.0 | 24.7 | 0.5 | 8.9 | 0.3 | 1.4 | 0.0 | 0.1 | 1.2 | 6.2 | 1.2 | 0.6 | 3.2 |
| 09 Koh Kong | 100.0 | - | 6.3 | 1.0 | 0.1 | - | 45.0 | 0.7 | 19.6 | 0.9 | 1.3 | - | 0.1 | 0.7 | 7.7 | 1.6 | 9.9 | 5.1 |
| 10 Kratie | 100.0 | 0.0 | 12.7 | 1.2 | 0.4 | 0.1 | 45.8 | 0.5 | 15.8 | 1.2 | 1.4 | - | 0.1 | 1.0 | 11.9 | 2.9 | 0.7 | 4.6 |
| 11 Mondul Kiri | 100.0 | 4.3 | 5.9 | 1.0 | 0.0 | 0.5 | 50.9 | - | 14.5 | 1.8 | 2.0 | - | 0.0 | 0.4 | 7.0 | 3.1 | 3.5 | 5.0 |
| 12 Phnom Penh | 100.0 | 0.0 | 44.5 | 0.6 | 0.4 | 0.2 | 22.9 | 1.1 | 10.7 | 1.6 | 1.8 | 0.1 | 0.4 | 2.2 | 5.2 | 2.2 | 1.4 | 4.7 |
| 13 Preah Vihear | 100.0 | 0.3 | 22.8 | 1.3 | - | 0.1 | 43.2 | 0.2 | 8.8 | 1.3 | 1.3 | - | 0.2 | 0.9 | 12.8 | 2.2 | 0.6 | 3.9 |
| 14 Prey Veng | 100.0 | 0.1 | 15.9 | 1.6 | 0.1 | 0.1 | 48.4 | 0.4 | 9.8 | 0.5 | 1.7 | 0.0 | 0.1 | 3.0 | 11.8 | 1.7 | 0.5 | 4.4 |
| 15 Pursat | 100.0 | 0.0 | 12.2 | 1.5 | 0.2 | 0.1 | 48.0 | 0.2 | 12.7 | 0.5 | 2.0 | 0.0 | 0.1 | 1.0 | 13.0 | 1.8 | 1.1 | 5.5 |
| 16 Ratanak Kiri | 100.0 | 0.5 | 8.9 | 0.8 | - | 0.0 | 52.8 | 0.3 | 15.9 | 1.1 | 1.0 | - | 0.1 | 0.7 | 7.4 | 2.4 | 1.3 | 6.7 |
| 17 Siem Reap | 100.0 | 0.0 | 10.3 | 0.9 | 0.6 | 0.0 | 39.3 | 0.3 | 23.0 | 0.8 | 1.7 | 0.0 | 0.2 | 2.3 | 7.8 | 3.3 | 3.4 | 6.0 |
| 18 Preah Sihanouk | 100.0 | - | 28.1 | 0.8 | 0.4 | 0.4 | 25.7 | 5.5 | 21.8 | 1.1 | 1.1 | 0.3 | 0.2 | 1.0 | 6.7 | 1.3 | 1.2 | 4.4 |
| 19 Stung Treng | 100.0 | 0.1 | 15.7 | 1.0 | 0.1 | - | 42.6 | 0.4 | 15.3 | 2.2 | 0.9 | 0.0 | 0.3 | 0.9 | 12.0 | 3.4 | 1.1 | 4.0 |
| 20 Svay Rieng | 100.0 | - | 27.8 | 1.1 | 0.1 | 0.0 | 32.9 | 0.8 | 6.8 | 0.6 | 1.0 | 0.0 | 0.2 | 2.8 | 8.7 | 1.4 | 11.6 | 4.3 |
| 21 Takeo | 100.0 | 0.0 | 29.9 | 1.0 | 0.0 | 0.0 | 37.8 | 0.2 | 10.4 | 0.3 | 1.5 | - | 0.1 | 1.4 | 10.9 | 1.9 | 1.1 | 3.4 |
| 22 Oddar Meanchey | 100.0 | - | 7.0 | 1.4 | 0.0 | - | 52.8 | 0.0 | 11.4 | 0.9 | 1.1 | - | 0.0 | 0.5 | 9.2 | 2.4 | 9.5 | 3.9 |
| 23 Kep | 100.0 | 3.5 | 6.1 | 0.6 | - | - | 33.2 | 0.7 | 32.8 | 0.9 | 0.2 | 0.2 | 0.2 | 2.4 | 12.7 | 1.5 | - | 4.8 |
| 24 Pailin | 100.0 | 0.2 | 8.0 | 0.5 | - | - | 42.9 | 0.2 | 12.9 | 1.5 | 2.0 | - | 0.1 | 0.8 | 8.1 | 2.3 | 14.3 | 6.2 |

Annex Table 7-5 Average Number of Persons Engaged per Establishment by Industry (Section): Province

| Province | Total | B Mining and quarrying | C Manufacturing | D Electricity, gas, steam and air conditioning supply | E Water supply; sewerage, waste management and remediation activities | F Construction | G Wholesale and retail trade; repair of motor vehicles and motorcycles | H Transportation and storage | I Accommodation and food service activities | J Information and communication | K Financial and insurance activities | L Real estate activities | M Professional, scientific and technical activities | N Administrative and support service activities | P Education | Q Human health and social work activities | R Arts, entertainment and recreation | S Other service activities |
|---------------------|-------|---------------------------------|--------------------|--|---|-------------------|--|---------------------------------------|---|---------------------------------------|---|--------------------------------|---|---|----------------|---|---|-------------------------------------|
| Cambodia | 3.3 | 11.4 | 7.4 | 3.2 | 9.1 | 10.8 | 1.9 | 7.7 | 2.8 | 3.5 | 7.8 | 8.9 | 4.0 | 5.0 | 13.2 | 6.8 | 22.6 | 2.3 |
| 01 Banteay Meanchey | 3.1 | 6.7 | 2.9 | 2.7 | 5.4 | 6.2 | 1.9 | 8.9 | 3.3 | 1.9 | 3.3 | 3.0 | 2.2 | 3.5 | 11.7 | 5.4 | 110.5 | 3.0 |
| 02 Battambang | 2.5 | 2.6 | 2.8 | 2.4 | 5.5 | 7.3 | 1.8 | 4.0 | 2.6 | 2.8 | 5.1 | 11.1 | 3.6 | 3.7 | 12.8 | 6.6 | 10.1 | 2.4 |
| 03 Kampong Cham | 2.5 | 17.8 | 4.8 | 2.4 | 3.4 | 3.5 | 1.8 | 4.4 | 2.2 | 1.9 | 5.5 | - | 2.7 | 3.3 | 11.6 | 4.9 | 17.3 | 1.6 |
| 04 Kampong Chhnang | 2.9 | 1.5 | 4.9 | 2.3 | 2.8 | 9.7 | 1.8 | 3.1 | 1.9 | 2.1 | 8.6 | - | 2.1 | 2.8 | 9.6 | 5.5 | 4.1 | 1.7 |
| 05 Kampong Speu | 3.2 | 19.9 | 5.2 | 2.4 | 3.1 | 3.0 | 2.1 | 1.7 | 2.4 | 2.6 | 10.7 | - | 2.6 | 4.1 | 12.8 | 5.9 | 14.0 | 2.0 |
| 06 Kampong Thom | 2.2 | 4.2 | 2.3 | 2.6 | 8.6 | 7.7 | 1.8 | 4.2 | 2.1 | 2.1 | 7.1 | - | 2.4 | 3.3 | 8.1 | 5.0 | 2.2 | 1.9 |
| 07 Kampot | 2.4 | 28.9 | 3.5 | 2.5 | 7.8 | 24.4 | 1.8 | 3.5 | 1.9 | 2.2 | 7.8 | 3.0 | 3.0 | 3.0 | 12.8 | 5.8 | 37.1 | 1.7 |
| 08 Kandal | 3.7 | 5.5 | 14.4 | 2.6 | 3.2 | 4.7 | 1.7 | 2.9 | 2.0 | 2.5 | 7.0 | 3.2 | 1.9 | 3.3 | 14.4 | 4.5 | 8.6 | 1.7 |
| 09 Koh Kong | 2.6 | - | 3.4 | 5.2 | 2.4 | - | 1.9 | 8.0 | 2.5 | 3.1 | 4.6 | - | 2.6 | 2.2 | 7.8 | 3.6 | 22.7 | 2.0 |
| 10 Kratie | 2.1 | 5.0 | 2.8 | 2.4 | 2.0 | 3.6 | 1.6 | 4.8 | 1.9 | 1.9 | 8.0 | - | 2.3 | 2.4 | 9.2 | 5.6 | 4.1 | 1.7 |
| 11 Mondul Kiri | 2.7 | 12.9 | 2.7 | 12.2 | 3.0 | 14.5 | 2.2 | - | 3.0 | 1.9 | 6.4 | - | 2.0 | 2.2 | 5.0 | 4.9 | 13.1 | 2.3 |
| 12 Phnom Penh | 5.8 | 12.9 | 28.4 | 26.8 | 32.0 | 16.0 | 2.2 | 11.4 | 4.0 | 6.7 | 12.3 | 9.4 | 5.8 | 14.8 | 32.0 | 9.2 | 17.6 | 3.4 |
| 13 Preah Vihear | 2.0 | 8.8 | 1.7 | 2.3 | - | 7.0 | 1.7 | 1.9 | 2.0 | 2.0 | 10.1 | - | 2.3 | 2.1 | 7.0 | 6.9 | 3.5 | 1.8 |
| 14 Prey Veng | 2.1 | 19.0 | 2.3 | 2.0 | 3.2 | 4.8 | 1.8 | 5.5 | 1.8 | 1.8 | 9.0 | 5.0 | 2.1 | 2.8 | 10.8 | 5.0 | 3.7 | 1.5 |
| 15 Pursat | 2.2 | 4.0 | 2.2 | 2.6 | 4.7 | 20.0 | 1.8 | 3.0 | 2.1 | 1.9 | 11.8 | 3.0 | 1.8 | 2.7 | 10.6 | 5.1 | 2.6 | 1.9 |
| 16 Ratanak Kiri | 2.3 | 17.0 | 2.7 | 3.9 | - | 6.0 | 1.9 | 2.5 | 2.7 | 1.7 | 12.2 | - | 2.0 | 3.4 | 5.0 | 4.5 | 4.6 | 2.8 |
| 17 Siem Reap | 2.9 | 11.0 | 2.7 | 3.5 | 48.8 | 3.0 | 1.9 | 3.8 | 5.1 | 2.6 | 7.9 | 6.8 | 4.2 | 5.4 | 11.0 | 10.4 | 16.6 | 2.9 |
| 18 Preah Sihanouk | 3.7 | - | 15.3 | 6.8 | 9.3 | 23.6 | 1.7 | 30.6 | 3.4 | 3.8 | 7.2 | 15.3 | 4.1 | 5.7 | 17.4 | 5.7 | 5.8 | 2.2 |
| 19 Stung Treng | 2.4 | 6.0 | 2.3 | 4.9 | 14.0 | - | 1.9 | 3.1 | 2.2 | 2.1 | 14.4 | 2.5 | 4.1 | 3.4 | 7.4 | 8.8 | 4.6 | 2.2 |
| 20 Svay Rieng | 3.5 | - | 6.2 | 2.3 | 5.1 | 5.3 | 2.0 | 2.9 | 2.3 | 1.8 | 6.9 | 3.3 | 3.4 | 3.3 | 13.1 | 6.5 | 106.0 | 2.2 |
| 21 Takeo | 2.2 | 28.0 | 2.1 | 2.3 | 7.0 | 5.8 | 1.8 | 3.6 | 2.0 | 2.0 | 10.2 | - | 2.1 | 3.5 | 15.1 | 6.6 | 17.7 | 1.6 |
| 22 Oddar Meanchey | 2.7 | - | 2.6 | 2.9 | 6.0 | - | 2.2 | 3.0 | 2.6 | 3.0 | 6.8 | - | 1.7 | 1.9 | 6.5 | 5.2 | 53.1 | 1.8 |
| 23 Kep | 2.4 | 9.1 | 1.7 | 3.0 | - | - | 1.8 | 4.5 | 2.5 | 1.8 | 4.5 | 9.0 | 4.5 | 3.1 | 13.5 | 4.6 | - | 1.8 |
| 24 Pailin | 2.9 | 20.0 | 3.4 | 2.6 | - | - | 1.9 | 8.5 | 3.2 | 2.3 | 3.7 | - | 3.5 | 2.6 | 11.9 | 5.8 | 53.1 | 2.3 |

Annex Table 7-6 Sex Ratio of Persons Engaged by Industry (Section): Province

| Province | Total | B Mining and quarrying | C Manufacturing | D Electricity, gas, steam and air conditioning supply | E Water supply; sewerage, waste management and remediation activities | F Construction | G Wholesale and retail trade; repair of motor vehicles and motorcycles | H Transportation and storage | I Accommodation and food service activities | J Information and communication | K Financial and insurance activities | L Real estate activities | M Professional, scientific and technical activities | N Administrative and support service activities | P Education | Q Human health and social work activities | R Arts, entertainment and recreation | S Other service activities |
|---------------------|-------|---------------------------------|--------------------|--|---|-------------------|--|---------------------------------------|---|--|--|-----------------------------------|--|--|----------------|---|--|-------------------------------------|
| Cambodia | 158 | 25 | 274 | 33 | 36 | 17 | 163 | 22 | 190 | 38 | 63 | 59 | 62 | 41 | 69 | 86 | 119 | 112 |
| 01 Banteay Meanchey | 83 | 348 | 107 | 265 | 289 | 468 | 57 | 664 | 63 | 214 | 116 | 50 | 251 | 222 | 155 | 129 | 79 | 105 |
| 02 Battambang | 78 | 141 | 146 | 310 | 290 | 226 | 57 | 327 | 47 | 231 | 137 | 90 | 297 | 165 | 116 | 107 | 89 | 111 |
| 03 Kampong Cham | 81 | 226 | 95 | 222 | 254 | 350 | 62 | 382 | 50 | 415 | 179 | - | 170 | 153 | 137 | 128 | 106 | 125 |
| 04 Kampong Chhnang | 57 | 100 | 44 | 272 | 230 | 867 | 50 | 262 | 33 | 337 | 221 | - | 200 | 275 | 169 | 107 | 93 | 179 |
| 05 Kampong Speu | 65 | 354 | 44 | 219 | 372 | - | 66 | 783 | 52 | 356 | 185 | - | 173 | 279 | 219 | 107 | 55 | 125 |
| 06 Kampong Thom | 76 | 300 | 123 | 252 | 415 | 318 | 50 | 392 | 41 | 426 | 230 | - | 159 | 166 | 142 | 89 | 104 | 149 |
| 07 Kampot | 78 | 446 | 84 | 246 | 327 | 1,455 | 55 | 283 | 36 | 380 | 228 | 800 | 129 | 185 | 157 | 88 | 127 | 121 |
| 08 Kandal | 46 | 400 | 24 | 373 | 217 | 600 | 58 | 639 | 49 | 487 | 201 | 167 | 202 | 338 | 130 | 120 | 112 | 112 |
| 09 Koh Kong | 73 | - | 162 | 350 | 140 | - | 54 | 500 | 38 | 383 | 150 | - | 86 | 41 | 208 | 142 | 116 | 96 |
| 10 Kratie | 75 | - | 171 | 437 | 300 | - | 52 | 633 | 38 | 565 | 273 | - | 200 | 168 | 105 | 119 | 133 | 111 |
| 11 Mondul Kiri | 96 | 1,333 | 174 | 307 | - | 867 | 73 | - | 55 | 506 | 321 | - | 100 | 136 | 199 | 110 | 40 | 113 |
| 12 Phnom Penh | 50 | 364 | 20 | 562 | 362 | 506 | 74 | 357 | 63 | 220 | 118 | 176 | 144 | 281 | 109 | 116 | 68 | 56 |
| 13 Preah Vihear | 98 | 775 | 184 | 303 | - | - | 59 | 113 | 36 | 504 | 492 | - | 178 | 151 | 180 | 118 | 64 | 155 |
| 14 Prey Veng | 87 | 1,040 | 91 | 195 | 282 | 2,000 | 63 | 426 | 38 | 664 | 271 | - | 97 | 289 | 209 | 140 | 113 | 173 |
| 15 Pursat | 76 | 300 | 123 | 220 | 239 | - | 52 | 246 | 33 | 309 | 271 | - | 83 | 179 | 166 | 140 | 132 | 125 |
| 16 Ratanak Kiri | 88 | 258 | 228 | 420 | - | - | 72 | 760 | 40 | 718 | 336 | - | 200 | 215 | 179 | 143 | 102 | 121 |
| 17 Siem Reap | 74 | 633 | 128 | 393 | 102 | - | 50 | 366 | 66 | 333 | 181 | 79 | 147 | 195 | 111 | 101 | 97 | 67 |
| 18 Preah Sihanouk | 67 | - | 36 | 534 | 700 | 1,000 | 55 | 1,227 | 54 | 212 | 157 | 234 | 208 | 359 | 154 | 130 | 58 | 69 |
| 19 Stung Treng | 81 | - | 169 | 328 | 1,300 | - | 60 | 378 | 33 | 362 | 248 | 150 | 263 | 206 | 118 | 107 | 35 | 108 |
| 20 Svay Rieng | 82 | - | 46 | 200 | 486 | 1,500 | 70 | 620 | 53 | 567 | 208 | 233 | 300 | 398 | 273 | 143 | 99 | 125 |
| 21 Takeo | 66 | 2,700 | 45 | 259 | 320 | 1,050 | 53 | 419 | 37 | 364 | 242 | - | 229 | 322 | 243 | 119 | 141 | 133 |
| 22 Oddar Meanchey | 86 | - | 123 | 241 | 500 | - | 70 | 200 | 36 | 413 | 314 | - | 150 | 43 | 270 | 139 | 97 | 118 |
| 23 Kep | 76 | 407 | 162 | 500 | - | - | 53 | 2,600 | 43 | 260 | 350 | 200 | 350 | 300 | 154 | 82 | - | 122 |
| 24 Pailin | 71 | 1,900 | 189 | 388 | - | - | 67 | - | 53 | 339 | 144 | - | 40 | 97 | 152 | 112 | 18 | 80 |

Annex Table 7-6(M) Number of Male Persons Engaged by Industry (Section): Province

| Province | Total | B Mining and quarrying | C Manufac- turing | D Electricity, gas, steam and air condition- ing supply | E Water supply; sewage, waste manage- ment and remedia- tion activities | F Construc- tion | G Wholesale and retail trade; repair of motor vehicles and motorcycles | H Transpor- tation and storage | I Accommo- dation and food service activities | J Informa- tion and communi- cation | K Financial and insurance activities | L Real estate activities | M Profession- al, scientific and technical activities | N Adminis- trative and support service activities | P Education | Q Human health and social work activities | R Arts, entertain- ment and recreation | S Other service activities |
|---------------------|---------|---------------------------------|-------------------------|--|--|------------------------|--|--|--|---|--|-----------------------------------|--|---|----------------|---|--|-------------------------------------|
| Cambodia | 649,358 | 1,632 | 141,755 | 11,023 | 3,084 | 1,729 | 210,497 | 9,814 | 67,253 | 12,059 | 17,046 | 675 | 2,358 | 21,366 | 76,951 | 17,793 | 18,313 | 36,010 |
| 01 Banteay Meanchey | 30,564 | 73 | 4,035 | 424 | 133 | 117 | 8,955 | 531 | 2,755 | 373 | 820 | 1 | 88 | 420 | 3,896 | 659 | 4,970 | 2,314 |
| 02 Battambang | 37,271 | 24 | 4,915 | 515 | 142 | 61 | 14,171 | 144 | 3,691 | 738 | 1,104 | 37 | 214 | 1,354 | 5,389 | 1,213 | 568 | 2,991 |
| 03 Kampong Cham | 64,132 | 210 | 17,362 | 1,217 | 203 | 49 | 23,068 | 195 | 5,633 | 684 | 1,517 | - | 138 | 1,281 | 7,272 | 1,320 | 778 | 3,205 |
| 04 Kampong Chhnang | 20,891 | 3 | 8,297 | 430 | 23 | 26 | 5,829 | 144 | 1,008 | 145 | 476 | - | 24 | 418 | 2,525 | 321 | 95 | 1,127 |
| 05 Kampong Speu | 28,477 | 124 | 9,465 | 467 | 67 | 3 | 9,990 | 47 | 1,627 | 160 | 575 | - | 38 | 850 | 3,362 | 424 | 115 | 1,163 |
| 06 Kampong Thom | 20,838 | 75 | 5,152 | 405 | 83 | 35 | 7,523 | 47 | 1,609 | 324 | 513 | - | 27 | 425 | 2,851 | 404 | 27 | 1,338 |
| 07 Kampot | 18,179 | 330 | 2,373 | 376 | 36 | 160 | 6,163 | 68 | 1,589 | 270 | 626 | 8 | 22 | 417 | 3,367 | 439 | 831 | 1,104 |
| 08 Kandal | 47,459 | 44 | 14,986 | 854 | 163 | 36 | 13,721 | 607 | 4,421 | 399 | 1,375 | 10 | 93 | 1,411 | 5,307 | 994 | 467 | 2,571 |
| 09 Koh Kong | 5,491 | - | 509 | 105 | 7 | - | 2,050 | 80 | 700 | 88 | 102 | - | 6 | 25 | 675 | 122 | 696 | 326 |
| 10 Kratie | 9,808 | 5 | 1,826 | 227 | 60 | 25 | 3,590 | 95 | 983 | 226 | 229 | - | 12 | 148 | 1,391 | 355 | 89 | 547 |
| 11 Mondul Kiri | 2,943 | 240 | 224 | 46 | 3 | 26 | 1,296 | - | 309 | 91 | 93 | - | 1 | 15 | 281 | 97 | 60 | 161 |
| 12 Phnom Penh | 186,129 | 182 | 41,799 | 2,666 | 1,579 | 906 | 54,150 | 4,793 | 23,101 | 6,234 | 5,505 | 505 | 1,341 | 9,013 | 15,196 | 6,693 | 3,097 | 9,369 |
| 13 Preah Vihear | 5,241 | 31 | 1,565 | 106 | - | 7 | 1,699 | 9 | 246 | 116 | 118 | - | 16 | 59 | 869 | 124 | 23 | 253 |
| 14 Prey Veng | 29,979 | 52 | 4,870 | 695 | 31 | 60 | 12,088 | 213 | 1,726 | 259 | 792 | 5 | 29 | 1,434 | 5,118 | 654 | 160 | 1,793 |
| 15 Pursat | 11,510 | 3 | 1,788 | 270 | 43 | 20 | 4,392 | 32 | 847 | 102 | 398 | 3 | 15 | 177 | 2,158 | 286 | 165 | 811 |
| 16 Ratanak Kiri | 5,922 | 49 | 782 | 84 | - | 6 | 2,787 | 38 | 576 | 122 | 94 | - | 8 | 58 | 599 | 176 | 83 | 460 |
| 17 Siem Reap | 40,141 | 19 | 5,450 | 708 | 296 | 6 | 12,390 | 212 | 8,606 | 599 | 1,057 | 15 | 103 | 1,423 | 3,875 | 1,546 | 1,560 | 2,276 |
| 18 Preah Sihanouk | 15,900 | - | 2,950 | 251 | 147 | 150 | 3,589 | 2,012 | 3,011 | 288 | 263 | 75 | 52 | 323 | 1,605 | 300 | 170 | 714 |
| 19 Stung Treng | 4,944 | 12 | 1,090 | 82 | 13 | - | 1,764 | 34 | 421 | 188 | 72 | 3 | 21 | 70 | 719 | 192 | 31 | 232 |
| 20 Svay Rieng | 23,934 | - | 4,635 | 402 | 34 | 15 | 7,193 | 378 | 1,247 | 255 | 375 | 7 | 66 | 1,177 | 3,393 | 426 | 3,065 | 1,266 |
| 21 Takeo | 28,272 | 27 | 6,585 | 512 | 16 | 21 | 9,285 | 88 | 1,992 | 182 | 727 | - | 32 | 744 | 5,491 | 734 | 456 | 1,380 |
| 22 Oddar Meanchey | 6,225 | - | 516 | 130 | 5 | - | 2,935 | 4 | 402 | 95 | 113 | - | 3 | 20 | 906 | 186 | 629 | 281 |
| 23 Kep | 1,699 | 110 | 149 | 20 | - | - | 455 | 26 | 386 | 26 | 7 | 6 | 7 | 72 | 304 | 27 | - | 104 |
| 24 Pailin | 3,409 | 19 | 432 | 31 | - | - | 1,414 | 17 | 367 | 95 | 95 | - | 2 | 32 | 402 | 101 | 178 | 224 |

Annex Table 7-6(F) Number of Female Persons Engaged by Industry (Section): Province

| Province | Total | B Mining and quarrying | C Manufacturing | D Electricity, gas, steam and air conditioning supply | E Water supply, sewage, waste management and remediation activities | F Construction | G Wholesale and retail trade, repair of motor vehicles and motorcycles | H Transportation and storage | I Accommodation and food service activities | J Information and communication | K Financial and insurance activities | L Real estate activities | M Professional, scientific and technical activities | N Administrative and support service activities | P Education | Q Human health and social work activities | R Arts, entertainment and recreation | S Other service activities |
|---------------------|-----------|---------------------------------|--------------------|--|---|-------------------|--|---------------------------------------|---|--|--|-----------------------------------|--|--|----------------|---|--|-------------------------------------|
| Cambodia | 1,024,032 | 408 | 388,586 | 3,609 | 1,124 | 300 | 342,996 | 2,131 | 128,034 | 4,530 | 10,786 | 396 | 1,456 | 8,714 | 53,405 | 15,383 | 21,850 | 40,324 |
| 01 Banteay Meanchey | 36,806 | 21 | 3,763 | 160 | 46 | 25 | 15,700 | 80 | 4,373 | 174 | 709 | 2 | 35 | 189 | 2,516 | 512 | 6,305 | 2,196 |
| 02 Battambang | 47,519 | 17 | 3,370 | 166 | 49 | 27 | 24,860 | 44 | 7,808 | 320 | 808 | 41 | 72 | 821 | 4,654 | 1,132 | 639 | 2,691 |
| 03 Kampong Cham | 78,912 | 93 | 18,244 | 547 | 80 | 14 | 37,125 | 51 | 11,172 | 165 | 848 | - | 81 | 840 | 5,326 | 1,035 | 731 | 2,560 |
| 04 Kampong Chhnang | 36,684 | 3 | 18,869 | 158 | 10 | 3 | 11,593 | 55 | 3,043 | 43 | 215 | - | 12 | 152 | 1,496 | 301 | 102 | 629 |
| 05 Kampong Speu | 43,864 | 35 | 21,697 | 213 | 18 | - | 15,039 | 6 | 3,106 | 45 | 310 | - | 22 | 305 | 1,532 | 396 | 208 | 932 |
| 06 Kampong Thom | 27,309 | 25 | 4,192 | 161 | 20 | 11 | 14,966 | 12 | 3,963 | 76 | 223 | - | 17 | 256 | 2,009 | 453 | 26 | 899 |
| 07 Kampot | 23,444 | 74 | 2,823 | 153 | 11 | 11 | 11,141 | 24 | 4,408 | 71 | 275 | 1 | 17 | 225 | 2,145 | 497 | 654 | 914 |
| 08 Kandal | 103,687 | 11 | 61,717 | 229 | 75 | 6 | 23,616 | 95 | 9,099 | 82 | 683 | 6 | 46 | 418 | 4,070 | 830 | 417 | 2,287 |
| 09 Koh Kong | 7,548 | - | 315 | 30 | 5 | - | 3,817 | 16 | 1,856 | 23 | 68 | - | 7 | 61 | 325 | 86 | 599 | 340 |
| 10 Kratie | 13,027 | - | 1,068 | 52 | 20 | - | 6,858 | 15 | 2,617 | 40 | 84 | - | 6 | 88 | 1,319 | 298 | 67 | 495 |
| 11 Mondul Kiri | 3,075 | 18 | 129 | 15 | - | 3 | 1,769 | - | 562 | 18 | 29 | - | 1 | 11 | 141 | 88 | 149 | 142 |
| 12 Phnom Penh | 370,736 | 50 | 205,831 | 474 | 436 | 179 | 73,225 | 1,341 | 36,385 | 2,837 | 4,679 | 287 | 931 | 3,202 | 13,884 | 5,747 | 4,526 | 16,722 |
| 13 Preah Vihear | 5,336 | 4 | 849 | 35 | - | - | 2,872 | 8 | 687 | 23 | 24 | - | 9 | 39 | 482 | 105 | 36 | 163 |
| 14 Prey Veng | 34,356 | 5 | 5,350 | 356 | 11 | 3 | 19,038 | 50 | 4,596 | 39 | 292 | - | 30 | 497 | 2,445 | 466 | 142 | 1,036 |
| 15 Pursat | 15,107 | 1 | 1,458 | 123 | 18 | - | 8,385 | 13 | 2,534 | 33 | 147 | - | 18 | 99 | 1,300 | 204 | 125 | 649 |
| 16 Ratanak Kiri | 6,697 | 19 | 343 | 20 | - | - | 3,881 | 5 | 1,434 | 17 | 28 | - | 4 | 27 | 334 | 123 | 81 | 381 |
| 17 Siem Reap | 54,185 | 3 | 4,274 | 180 | 290 | - | 24,707 | 58 | 13,084 | 180 | 583 | 19 | 70 | 729 | 3,480 | 1,530 | 1,616 | 3,382 |
| 18 Preah Sihanouk | 23,575 | - | 8,135 | 47 | 21 | 15 | 6,547 | 164 | 5,595 | 136 | 167 | 32 | 25 | 90 | 1,041 | 231 | 295 | 1,034 |
| 19 Stung Treng | 6,102 | - | 646 | 25 | 1 | - | 2,940 | 9 | 1,266 | 52 | 29 | 2 | 8 | 34 | 608 | 179 | 88 | 215 |
| 20 Svay Rieng | 29,268 | - | 10,169 | 201 | 7 | 1 | 10,298 | 61 | 2,346 | 45 | 180 | 3 | 22 | 296 | 1,242 | 297 | 3,084 | 1,016 |
| 21 Takeo | 42,524 | 1 | 14,603 | 198 | 5 | 2 | 17,488 | 21 | 5,376 | 50 | 301 | - | 14 | 231 | 2,259 | 616 | 323 | 1,036 |
| 22 Oddar Meanchey | 7,240 | - | 421 | 54 | 1 | - | 4,172 | 2 | 1,127 | 23 | 36 | - | 2 | 47 | 336 | 134 | 646 | 239 |
| 23 Kep | 2,238 | 27 | 92 | 4 | - | - | 853 | 1 | 905 | 10 | 2 | 3 | 2 | 24 | 197 | 33 | - | 85 |
| 24 Pailin | 4,793 | 1 | 228 | 8 | - | - | 2,106 | - | 692 | 28 | 66 | - | 5 | 33 | 264 | 90 | 991 | 281 |

Annex Table 7-7 Concentration Rate of Number of Establishments by Industry (Section) : Province

| Province | Total | B Mining and quarrying | C Manufac- turing | D Electricity, gas, steam and air condition- ing supply | E Water supply; sewerage, waste manage- ment and remedia- tion activities | F Construc- tion | G Wholesale and retail trade; repair of motor vehicles and motorcycles | H Transpor- tation and storage | I Accommo- dation and food service activities | J Informa- tion and communi- cation | K Financial and insurance activities | L Real estate activities | M Profession- al, scientific and technical activities | N Adminis- trative and support service activities | P Education | Q Human health and social work activities | R Arts, entertain- ment and recreation | S Other service activities |
|---------------------|-------|---------------------------------|-------------------------|--|--|------------------------|--|--|--|---|--|-----------------------------------|--|---|----------------|---|--|-------------------------------------|
| Cambodia | 100.0 | 100.0 | 100.0 | 100.0 | 100.0 | 100.0 | 100.0 | 100.0 | 100.0 | 100.0 | 100.0 | 100.0 | 100.0 | 100.0 | 100.0 | 100.0 | 100.0 | 100.0 |
| 01 Banteay Meanchey | 4.3 | 7.8 | 3.7 | 4.7 | 7.2 | 12.2 | 4.5 | 4.4 | 3.1 | 6.1 | 13.0 | 0.8 | 6.0 | 2.9 | 5.6 | 4.5 | 5.7 | 4.6 |
| 02 Battambang | 6.8 | 8.9 | 4.1 | 6.2 | 7.6 | 6.4 | 7.3 | 3.0 | 6.4 | 8.0 | 10.5 | 5.8 | 8.3 | 9.8 | 8.0 | 7.2 | 6.7 | 7.1 |
| 03 Kampong Cham | 11.1 | 9.5 | 10.4 | 15.8 | 18.0 | 9.6 | 11.5 | 3.6 | 11.0 | 9.4 | 12.0 | - | 8.5 | 10.7 | 11.0 | 9.7 | 4.9 | 10.9 |
| 04 Kampong Chhnang | 3.9 | 2.2 | 7.8 | 5.6 | 2.6 | 1.6 | 3.3 | 4.1 | 3.0 | 1.9 | 2.2 | - | 1.8 | 3.3 | 4.2 | 2.3 | 2.7 | 3.2 |
| 05 Kampong Speu | 4.5 | 4.5 | 8.4 | 6.1 | 5.9 | 0.5 | 4.2 | 2.0 | 2.8 | 1.7 | 2.3 | - | 2.4 | 4.7 | 3.9 | 2.8 | 1.3 | 3.2 |
| 06 Kampong Thom | 4.4 | 13.4 | 5.8 | 4.7 | 2.6 | 3.2 | 4.4 | 0.9 | 3.8 | 4.0 | 2.9 | - | 1.9 | 3.4 | 6.0 | 3.5 | 1.3 | 3.7 |
| 07 Kampot | 3.4 | 7.8 | 2.1 | 4.6 | 1.3 | 3.7 | 3.4 | 1.7 | 4.5 | 3.3 | 3.2 | 2.5 | 1.4 | 3.6 | 4.4 | 3.3 | 2.2 | 3.7 |
| 08 Kandal | 8.0 | 5.6 | 7.4 | 9.1 | 16.3 | 4.8 | 7.6 | 15.4 | 9.9 | 4.1 | 8.2 | 4.2 | 7.8 | 9.3 | 6.6 | 8.4 | 5.8 | 8.9 |
| 09 Koh Kong | 1.0 | - | 0.3 | 0.6 | 1.1 | - | 1.0 | 0.8 | 1.5 | 0.8 | 1.0 | - | 0.5 | 0.7 | 1.3 | 1.2 | 3.2 | 1.0 |
| 10 Kratie | 2.2 | 0.6 | 1.4 | 2.6 | 8.7 | 3.7 | 2.3 | 1.5 | 2.7 | 2.9 | 1.1 | - | 0.8 | 1.7 | 3.0 | 2.4 | 2.1 | 1.9 |
| 11 Mondul Kiri | 0.4 | 11.2 | 0.2 | 0.1 | 0.2 | 1.1 | 0.5 | - | 0.4 | 1.2 | 0.5 | - | 0.1 | 0.2 | 0.9 | 0.8 | 0.9 | 0.4 |
| 12 Phnom Penh | 19.0 | 10.1 | 12.2 | 2.5 | 13.7 | 36.2 | 19.8 | 34.6 | 21.2 | 28.7 | 23.0 | 70.0 | 41.3 | 13.7 | 9.2 | 27.8 | 24.4 | 23.1 |
| 13 Preah Vihear | 1.1 | 2.2 | 2.0 | 1.3 | - | 0.5 | 0.9 | 0.6 | 0.7 | 1.5 | 0.4 | - | 1.1 | 0.8 | 1.9 | 0.7 | 1.0 | 0.7 |
| 14 Prey Veng | 5.9 | 1.7 | 6.3 | 11.2 | 2.8 | 6.9 | 6.0 | 3.1 | 5.1 | 3.5 | 3.3 | 0.8 | 2.9 | 11.3 | 7.1 | 4.6 | 4.6 | 5.6 |
| 15 Pursat | 2.4 | 0.6 | 2.1 | 3.3 | 2.8 | 0.5 | 2.5 | 1.0 | 2.3 | 1.5 | 1.3 | 0.8 | 1.9 | 1.7 | 3.3 | 2.0 | 6.2 | 2.3 |
| 16 Ratanak Kiri | 1.1 | 2.2 | 0.6 | 0.6 | - | 0.5 | 1.2 | 1.1 | 1.1 | 1.7 | 0.3 | - | 0.6 | 0.4 | 1.9 | 1.4 | 2.0 | 0.9 |
| 17 Siem Reap | 6.4 | 1.1 | 5.0 | 5.5 | 2.6 | 1.1 | 6.8 | 4.6 | 6.1 | 6.5 | 5.8 | 4.2 | 4.3 | 6.6 | 6.8 | 6.1 | 10.7 | 5.9 |
| 18 Preah Sihanouk | 2.1 | - | 1.0 | 1.0 | 3.9 | 3.7 | 2.0 | 4.6 | 3.6 | 2.4 | 1.7 | 5.8 | 2.0 | 1.2 | 1.5 | 1.9 | 4.5 | 2.4 |
| 19 Stung Treng | 0.9 | 1.1 | 1.0 | 0.5 | 0.2 | - | 0.9 | 0.9 | 1.1 | 2.5 | 0.2 | 1.7 | 0.7 | 0.5 | 1.8 | 0.9 | 1.5 | 0.6 |
| 20 Svay Rieng | 3.0 | - | 3.3 | 5.6 | 1.7 | 1.6 | 2.9 | 9.8 | 2.2 | 3.5 | 2.3 | 2.5 | 2.7 | 7.4 | 3.6 | 2.3 | 3.3 | 3.2 |
| 21 Takeo | 6.3 | 0.6 | 13.8 | 6.8 | 0.7 | 2.1 | 5.2 | 1.9 | 5.4 | 2.5 | 2.8 | - | 2.3 | 4.7 | 5.2 | 4.2 | 2.5 | 4.6 |
| 22 Otdar Meanchey | 1.0 | - | 0.5 | 1.4 | 0.2 | - | 1.1 | 0.1 | 0.8 | 0.8 | 0.6 | - | 0.3 | 0.6 | 1.9 | 1.2 | 1.3 | 0.9 |
| 23 Kep | 0.3 | 8.4 | 0.2 | 0.2 | - | - | 0.3 | 0.4 | 0.7 | 0.4 | 0.1 | 0.8 | 0.2 | 0.5 | 0.4 | 0.3 | - | 0.3 |
| 24 Pailin | 0.6 | 0.6 | 0.3 | 0.3 | - | - | 0.6 | 0.1 | 0.5 | 1.1 | 1.2 | - | 0.2 | 0.4 | 0.6 | 0.7 | 1.2 | 0.7 |

Annex Table 7-8 Concentration Rate of Number of Persons Engaged by Industry (Section) : Province

| Province | Total | B Mining and quarrying | C Manufac- turing | D Electricity, gas, steam and air condi- tioning supply | E Water supply; sewerage, waste manage- ment and remedia- tion activities | F Construc- tion | G Wholesale and retail trade; repair of motor vehicles and motorcycles | H Transpor- tation and storage | I Accommo- dation and food service activities | J Informa- tion and communi- cation | K Financial and insurance activities | L Real estate activities | M Profession- al, scientific and technical activities | N Adminis- trative and support service activities | P Education | Q Human health and social work activities | R Arts, entertain- ment and recreation | S Other service activities |
|---------------------|-------|---------------------------------|-------------------------|---|--|------------------------|--|--|--|---|--|-----------------------------------|--|---|----------------|---|--|-------------------------------------|
| Cambodia | 100.0 | 100.0 | 100.0 | 100.0 | 100.0 | 100.0 | 100.0 | 100.0 | 100.0 | 100.0 | 100.0 | 100.0 | 100.0 | 100.0 | 100.0 | 100.0 | 100.0 | 100.0 |
| 01 Banteay Meanchey | 4.0 | 4.6 | 1.5 | 4.0 | 4.3 | 7.0 | 4.5 | 5.1 | 3.7 | 3.3 | 5.5 | 0.3 | 3.2 | 2.0 | 4.9 | 3.5 | 28.1 | 5.9 |
| 02 Battambang | 5.1 | 2.0 | 1.6 | 4.7 | 4.5 | 4.3 | 7.1 | 1.6 | 5.9 | 6.4 | 6.9 | 7.3 | 7.5 | 7.2 | 7.7 | 7.1 | 3.0 | 7.4 |
| 03 Kampong Cham | 8.5 | 14.9 | 6.7 | 12.1 | 6.7 | 3.1 | 10.9 | 2.1 | 8.6 | 5.1 | 8.5 | - | 5.7 | 7.1 | 9.7 | 7.1 | 3.8 | 7.6 |
| 04 Kampong Chhnang | 3.4 | 0.3 | 5.1 | 4.0 | 0.8 | 1.4 | 3.1 | 1.7 | 2.1 | 1.1 | 2.5 | - | 0.9 | 1.9 | 3.1 | 1.9 | 0.5 | 2.3 |
| 05 Kampong Speu | 4.3 | 7.8 | 5.9 | 4.6 | 2.0 | 0.1 | 4.5 | 0.4 | 2.4 | 1.2 | 3.2 | - | 1.6 | 3.8 | 3.8 | 2.5 | 0.8 | 2.7 |
| 06 Kampong Thom | 2.9 | 4.9 | 1.8 | 3.9 | 2.4 | 2.3 | 4.1 | 0.5 | 2.9 | 2.4 | 2.6 | - | 1.2 | 2.3 | 3.7 | 2.6 | 0.1 | 2.9 |
| 07 Kampot | 2.5 | 19.8 | 1.0 | 3.6 | 1.1 | 8.4 | 3.1 | 0.8 | 3.1 | 2.1 | 3.2 | 0.8 | 1.0 | 2.1 | 4.2 | 2.8 | 3.7 | 2.6 |
| 08 Kandal | 9.0 | 2.7 | 14.5 | 7.4 | 5.7 | 2.1 | 6.7 | 5.9 | 6.9 | 2.9 | 7.4 | 1.5 | 3.6 | 6.1 | 7.2 | 5.5 | 2.2 | 6.4 |
| 09 Koh Kong | 0.8 | - | 0.2 | 0.9 | 0.3 | - | 1.1 | 0.8 | 1.3 | 0.7 | 0.6 | - | 0.3 | 0.3 | 0.8 | 0.6 | 3.2 | 0.9 |
| 10 Kratie | 1.4 | 0.2 | 0.5 | 1.9 | 1.9 | 1.2 | 1.9 | 0.9 | 1.8 | 1.6 | 1.1 | - | 0.5 | 0.8 | 2.1 | 2.0 | 0.4 | 1.4 |
| 11 Mondul Kiri | 0.4 | 12.6 | 0.1 | 0.4 | 0.1 | 1.4 | 0.6 | - | 0.4 | 0.7 | 0.4 | - | 0.1 | 0.1 | 0.3 | 0.6 | 0.5 | 0.4 |
| 12 Phnom Penh | 33.3 | 11.4 | 46.7 | 21.5 | 47.9 | 53.5 | 23.0 | 51.4 | 30.5 | 54.7 | 36.6 | 73.9 | 59.6 | 40.6 | 22.3 | 37.5 | 19.0 | 34.2 |
| 13 Preah Vihear | 0.6 | 1.7 | 0.5 | 1.0 | - | 0.3 | 0.8 | 0.1 | 0.5 | 0.8 | 0.5 | - | 0.7 | 0.3 | 1.0 | 0.7 | 0.1 | 0.5 |
| 14 Prey Veng | 3.8 | 2.8 | 1.9 | 7.2 | 1.0 | 3.1 | 5.6 | 2.2 | 3.2 | 1.8 | 3.9 | 0.5 | 1.5 | 6.4 | 5.8 | 3.4 | 0.8 | 3.7 |
| 15 Pursat | 1.6 | 0.2 | 0.6 | 2.7 | 1.4 | 1.0 | 2.3 | 0.4 | 1.7 | 0.8 | 2.0 | 0.3 | 0.9 | 0.9 | 2.7 | 1.5 | 0.7 | 1.9 |
| 16 Ratanak Kiri | 0.8 | 3.3 | 0.2 | 0.7 | - | 0.3 | 1.2 | 0.4 | 1.0 | 0.8 | 0.4 | - | 0.3 | 0.3 | 0.7 | 0.9 | 0.4 | 1.1 |
| 17 Siem Reap | 5.6 | 1.1 | 1.8 | 6.1 | 13.9 | 0.3 | 6.7 | 2.3 | 11.1 | 4.7 | 5.9 | 3.2 | 4.5 | 7.2 | 5.6 | 9.3 | 7.9 | 7.4 |
| 18 Preah Sihanouk | 2.4 | - | 2.1 | 2.0 | 4.0 | 8.1 | 1.8 | 18.2 | 4.4 | 2.6 | 1.5 | 10.0 | 2.0 | 1.4 | 2.0 | 1.6 | 1.2 | 2.3 |
| 19 Stung Treng | 0.7 | 0.6 | 0.3 | 0.7 | 0.3 | - | 0.8 | 0.4 | 0.9 | 1.4 | 0.4 | 0.5 | 0.8 | 0.3 | 1.0 | 1.1 | 0.3 | 0.6 |
| 20 Svay Rieng | 3.2 | - | 2.8 | 4.1 | 1.0 | 0.8 | 3.2 | 3.7 | 1.8 | 1.8 | 2.0 | 0.9 | 2.3 | 4.9 | 3.6 | 2.2 | 15.3 | 3.0 |
| 21 Takeo | 4.2 | 1.4 | 4.0 | 4.9 | 0.5 | 1.1 | 4.8 | 0.9 | 3.8 | 1.4 | 3.7 | - | 1.2 | 3.2 | 5.9 | 4.1 | 1.9 | 3.2 |
| 22 Otdar Meanchey | 0.8 | - | 0.2 | 1.3 | 0.1 | - | 1.3 | 0.1 | 0.8 | 0.7 | 0.5 | - | 0.1 | 0.2 | 1.0 | 1.0 | 3.2 | 0.7 |
| 23 Kep | 0.2 | 6.7 | 0.0 | 0.2 | - | - | 0.2 | 0.2 | 0.7 | 0.2 | 0.0 | 0.8 | 0.2 | 0.3 | 0.4 | 0.2 | - | 0.2 |
| 24 Pailin | 0.5 | 1.0 | 0.1 | 0.3 | - | - | 0.6 | 0.1 | 0.5 | 0.7 | 0.6 | - | 0.2 | 0.2 | 0.5 | 0.6 | 2.9 | 0.7 |

Annex Table 8-1 Numbers of Establishments and of Persons Engaged by Whether Registered or not at the Ministry of Commerce or Provincial Department of Commerce: Province

| Province | Number of Establishments | | | Number of Persons Engaged | | |
|---|--------------------------|------------|----------------|---------------------------|------------|----------------|
| | Total | Registered | Not registered | Total | Registered | Not registered |
| Numbers of Establishments and of Persons Engaged | | | | | | |
| Cambodia | 505,134 | 17,378 | 487,756 | 1,673,390 | 561,504 | 1,111,886 |
| 01 Banteay Meanchey | 21,541 | 515 | 21,026 | 67,370 | 15,118 | 52,252 |
| 02 Battambang | 34,097 | 1,027 | 33,070 | 84,790 | 8,226 | 76,564 |
| 03 Kampong Cham | 56,263 | 977 | 55,286 | 143,044 | 22,534 | 120,510 |
| 04 Kampong Chhnang | 19,690 | 205 | 19,485 | 57,575 | 15,967 | 41,608 |
| 05 Kampong Speu | 22,541 | 256 | 22,285 | 72,341 | 18,404 | 53,937 |
| 06 Kampong Thom | 22,284 | 327 | 21,957 | 48,147 | 2,087 | 46,060 |
| 07 Kampot | 17,042 | 406 | 16,636 | 41,623 | 5,791 | 35,832 |
| 08 Kandal | 40,531 | 810 | 39,721 | 151,146 | 66,607 | 84,539 |
| 09 Koh Kong | 5,051 | 99 | 4,952 | 13,039 | 1,939 | 11,100 |
| 10 Kratie | 11,046 | 353 | 10,693 | 22,835 | 2,146 | 20,689 |
| 11 Mondul Kiri | 2,222 | 92 | 2,130 | 6,018 | 552 | 5,466 |
| 12 Phnom Penh | 95,848 | 6,511 | 89,337 | 556,865 | 324,334 | 232,531 |
| 13 Preah Vihear | 5,317 | 188 | 5,129 | 10,577 | 566 | 10,011 |
| 14 Prey Veng | 29,933 | 327 | 29,606 | 64,335 | 3,425 | 60,910 |
| 15 Pursat | 12,075 | 371 | 11,704 | 26,617 | 2,227 | 24,390 |
| 16 Ratanak Kiri | 5,480 | 340 | 5,140 | 12,619 | 1,801 | 10,818 |
| 17 Siem Reap | 32,120 | 2,027 | 30,093 | 94,326 | 24,338 | 69,988 |
| 18 Preah Sihanouk | 10,728 | 532 | 10,196 | 39,475 | 16,857 | 22,618 |
| 19 Stung Treng | 4,665 | 187 | 4,478 | 11,046 | 801 | 10,245 |
| 20 Svay Rieng | 15,245 | 522 | 14,723 | 53,202 | 17,555 | 35,647 |
| 21 Takeo | 31,997 | 728 | 31,269 | 70,796 | 5,632 | 65,164 |
| 22 Otdar Meanchey | 4,912 | 309 | 4,603 | 13,465 | 2,293 | 11,172 |
| 23 Kep | 1,635 | 113 | 1,522 | 3,937 | 563 | 3,374 |
| 24 Pailin | 2,871 | 156 | 2,715 | 8,202 | 1,741 | 6,461 |
| Concentration Rate of Numbers of Establishments and of Persons Engaged | | | | | | |
| Cambodia | 100.0 | 100.0 | 100.0 | 100.0 | 100.0 | 100.0 |
| 01 Banteay Meanchey | 4.3 | 3.0 | 4.3 | 4.0 | 2.7 | 4.7 |
| 02 Battambang | 6.8 | 5.9 | 6.8 | 5.1 | 1.5 | 6.9 |
| 03 Kampong Cham | 11.1 | 5.6 | 11.3 | 8.5 | 4.0 | 10.8 |
| 04 Kampong Chhnang | 3.9 | 1.2 | 4.0 | 3.4 | 2.8 | 3.7 |
| 05 Kampong Speu | 4.5 | 1.5 | 4.6 | 4.3 | 3.3 | 4.9 |
| 06 Kampong Thom | 4.4 | 1.9 | 4.5 | 2.9 | 0.4 | 4.1 |
| 07 Kampot | 3.4 | 2.3 | 3.4 | 2.5 | 1.0 | 3.2 |
| 08 Kandal | 8.0 | 4.7 | 8.1 | 9.0 | 11.9 | 7.6 |
| 09 Koh Kong | 1.0 | 0.6 | 1.0 | 0.8 | 0.3 | 1.0 |
| 10 Kratie | 2.2 | 2.0 | 2.2 | 1.4 | 0.4 | 1.9 |
| 11 Mondul Kiri | 0.4 | 0.5 | 0.4 | 0.4 | 0.1 | 0.5 |
| 12 Phnom Penh | 19.0 | 37.5 | 18.3 | 33.3 | 57.8 | 20.9 |
| 13 Preah Vihear | 1.1 | 1.1 | 1.1 | 0.6 | 0.1 | 0.9 |
| 14 Prey Veng | 5.9 | 1.9 | 6.1 | 3.8 | 0.6 | 5.5 |
| 15 Pursat | 2.4 | 2.1 | 2.4 | 1.6 | 0.4 | 2.2 |
| 16 Ratanak Kiri | 1.1 | 2.0 | 1.1 | 0.8 | 0.3 | 1.0 |
| 17 Siem Reap | 6.4 | 11.7 | 6.2 | 5.6 | 4.3 | 6.3 |
| 18 Preah Sihanouk | 2.1 | 3.1 | 2.1 | 2.4 | 3.0 | 2.0 |
| 19 Stung Treng | 0.9 | 1.1 | 0.9 | 0.7 | 0.1 | 0.9 |
| 20 Svay Rieng | 3.0 | 3.0 | 3.0 | 3.2 | 3.1 | 3.2 |
| 21 Takeo | 6.3 | 4.2 | 6.4 | 4.2 | 1.0 | 5.9 |
| 22 Otdar Meanchey | 1.0 | 1.8 | 0.9 | 0.8 | 0.4 | 1.0 |
| 23 Kep | 0.3 | 0.7 | 0.3 | 0.2 | 0.1 | 0.3 |
| 24 Pailin | 0.6 | 0.9 | 0.6 | 0.5 | 0.3 | 0.6 |

Annex Table 8-2 Percentages of Number of Establishments and of Number of Persons Engaged by Whether Registered or not at Ministry of Commerce or Provincial Department of Commerce: Province

| Province | Percentage of Number of Establishments | | | Percentage of Number of Persons Engaged | | |
|---------------------|--|------------|----------------|---|------------|----------------|
| | Total | Registered | Not registered | Total | Registered | Not registered |
| Cambodia | 100.0 | 3.4 | 96.6 | 100.0 | 33.6 | 66.4 |
| 01 Banteay Meanchey | 100.0 | 2.4 | 97.6 | 100.0 | 22.4 | 77.6 |
| 02 Battambang | 100.0 | 3.0 | 97.0 | 100.0 | 9.7 | 90.3 |
| 03 Kampong Cham | 100.0 | 1.7 | 98.3 | 100.0 | 15.8 | 84.2 |
| 04 Kampong Chhnang | 100.0 | 1.0 | 99.0 | 100.0 | 27.7 | 72.3 |
| 05 Kampong Speu | 100.0 | 1.1 | 98.9 | 100.0 | 25.4 | 74.6 |
| 06 Kampong Thom | 100.0 | 1.5 | 98.5 | 100.0 | 4.3 | 95.7 |
| 07 Kampot | 100.0 | 2.4 | 97.6 | 100.0 | 13.9 | 86.1 |
| 08 Kandal | 100.0 | 2.0 | 98.0 | 100.0 | 44.1 | 55.9 |
| 09 Koh Kong | 100.0 | 2.0 | 98.0 | 100.0 | 14.9 | 85.1 |
| 10 Kratie | 100.0 | 3.2 | 96.8 | 100.0 | 9.4 | 90.6 |
| 11 Mondul Kiri | 100.0 | 4.1 | 95.9 | 100.0 | 9.2 | 90.8 |
| 12 Phnom Penh | 100.0 | 6.8 | 93.2 | 100.0 | 58.2 | 41.8 |
| 13 Preah Vihear | 100.0 | 3.5 | 96.5 | 100.0 | 5.4 | 94.6 |
| 14 Prey Veng | 100.0 | 1.1 | 98.9 | 100.0 | 5.3 | 94.7 |
| 15 Pursat | 100.0 | 3.1 | 96.9 | 100.0 | 8.4 | 91.6 |
| 16 Ratanak Kiri | 100.0 | 6.2 | 93.8 | 100.0 | 14.3 | 85.7 |
| 17 Siem Reap | 100.0 | 6.3 | 93.7 | 100.0 | 25.8 | 74.2 |
| 18 Preah Sihanouk | 100.0 | 5.0 | 95.0 | 100.0 | 42.7 | 57.3 |
| 19 Stung Treng | 100.0 | 4.0 | 96.0 | 100.0 | 7.3 | 92.7 |
| 20 Svay Rieng | 100.0 | 3.4 | 96.6 | 100.0 | 33.0 | 67.0 |
| 21 Takeo | 100.0 | 2.3 | 97.7 | 100.0 | 8.0 | 92.0 |
| 22 Otdar Meanchey | 100.0 | 6.3 | 93.7 | 100.0 | 17.0 | 83.0 |
| 23 Kep | 100.0 | 6.9 | 93.1 | 100.0 | 14.3 | 85.7 |
| 24 Pailin | 100.0 | 5.4 | 94.6 | 100.0 | 21.2 | 78.8 |

Annex Table 8-3 Average Number of Persons Engaged per Establishment by Whether Registered or not at Ministry of Commerce or Provincial Department of Commerce: Province

| Province | Total | Registered | Not registered |
|---------------------|-------|------------|----------------|
| Cambodia | 3.3 | 32.3 | 2.3 |
| 01 Banteay Meanchey | 3.1 | 29.4 | 2.5 |
| 02 Battambang | 2.5 | 8.0 | 2.3 |
| 03 Kampong Cham | 2.5 | 23.1 | 2.2 |
| 04 Kampong Chhnang | 2.9 | 77.9 | 2.1 |
| 05 Kampong Speu | 3.2 | 71.9 | 2.4 |
| 06 Kampong Thom | 2.2 | 6.4 | 2.1 |
| 07 Kampot | 2.4 | 14.3 | 2.2 |
| 08 Kandal | 3.7 | 82.2 | 2.1 |
| 09 Koh Kong | 2.6 | 19.6 | 2.2 |
| 10 Kratie | 2.1 | 6.1 | 1.9 |
| 11 Mondul Kiri | 2.7 | 6.0 | 2.6 |
| 12 Phnom Penh | 5.8 | 49.8 | 2.6 |
| 13 Preah Vihear | 2.0 | 3.0 | 2.0 |
| 14 Prey Veng | 2.1 | 10.5 | 2.1 |
| 15 Pursat | 2.2 | 6.0 | 2.1 |
| 16 Ratanak Kiri | 2.3 | 5.3 | 2.1 |
| 17 Siem Reap | 2.9 | 12.0 | 2.3 |
| 18 Preah Sihanouk | 3.7 | 31.7 | 2.2 |
| 19 Stung Treng | 2.4 | 4.3 | 2.3 |
| 20 Svay Rieng | 3.5 | 33.6 | 2.4 |
| 21 Takeo | 2.2 | 7.7 | 2.1 |
| 22 Otdar Meanchey | 2.7 | 7.4 | 2.4 |
| 23 Kep | 2.4 | 5.0 | 2.2 |
| 24 Pailin | 2.9 | 11.2 | 2.4 |

Annex Table 9-1 Number of Establishments by Ownership of Establishment: Province

| Province | Total | Individual proprietor (with no registration) | Sole proprietor (with registration) | Partnership, Company and Cooperative 1) | State-owned organization | NGO | Others |
|---|---------|--|-------------------------------------|---|--------------------------|-------|--------|
| Number of Establishments | | | | | | | |
| Cambodia | 505,134 | 473,197 | 12,027 | 4,405 | 9,119 | 1,114 | 5,272 |
| 01 Banteay Meanchey | 21,541 | 20,252 | 256 | 193 | 520 | 68 | 252 |
| 02 Battambang | 34,097 | 31,931 | 723 | 199 | 728 | 132 | 384 |
| 03 Kampong Cham | 56,263 | 53,589 | 428 | 413 | 1,059 | 62 | 712 |
| 04 Kampong Chhnang | 19,690 | 18,796 | 124 | 61 | 378 | 30 | 301 |
| 05 Kampong Speu | 22,541 | 21,644 | 139 | 88 | 379 | 24 | 267 |
| 06 Kampong Thom | 22,284 | 21,068 | 79 | 207 | 595 | 39 | 296 |
| 07 Kampot | 17,042 | 15,873 | 237 | 154 | 451 | 30 | 297 |
| 08 Kandal | 40,531 | 38,730 | 524 | 232 | 573 | 63 | 409 |
| 09 Koh Kong | 5,051 | 4,777 | 63 | 29 | 114 | 18 | 50 |
| 10 Kratie | 11,046 | 10,251 | 182 | 124 | 315 | 20 | 154 |
| 11 Mondul Kiri | 2,222 | 1,982 | 25 | 64 | 109 | 20 | 22 |
| 12 Phnom Penh | 95,848 | 88,565 | 5,047 | 1,314 | 312 | 320 | 290 |
| 13 Preah Vihear | 5,317 | 4,860 | 106 | 70 | 206 | 9 | 66 |
| 14 Prey Veng | 29,933 | 28,358 | 137 | 169 | 728 | 29 | 512 |
| 15 Pursat | 12,075 | 11,202 | 288 | 49 | 335 | 20 | 181 |
| 16 Ratanak Kiri | 5,480 | 4,888 | 241 | 80 | 206 | 32 | 33 |
| 17 Siem Reap | 32,120 | 29,201 | 1,614 | 353 | 633 | 99 | 220 |
| 18 Preah Sihanouk | 10,728 | 10,007 | 367 | 137 | 116 | 32 | 69 |
| 19 Stung Treng | 4,665 | 4,238 | 68 | 103 | 182 | 19 | 55 |
| 20 Svay Rieng | 15,245 | 14,117 | 334 | 154 | 367 | 21 | 252 |
| 21 Takeo | 31,997 | 30,398 | 592 | 120 | 534 | 10 | 343 |
| 22 Otdar Meanchey | 4,912 | 4,363 | 254 | 40 | 194 | 5 | 56 |
| 23 Kep | 1,635 | 1,477 | 83 | 17 | 34 | 6 | 18 |
| 24 Pailin | 2,871 | 2,630 | 116 | 35 | 51 | 6 | 33 |
| Concentration Rate of Number of Establishments | | | | | | | |
| Cambodia | 100.0 | 100.0 | 100.0 | 100.0 | 100.0 | 100.0 | 100.0 |
| 01 Banteay Meanchey | 4.3 | 4.3 | 2.1 | 4.4 | 5.7 | 6.1 | 4.8 |
| 02 Battambang | 6.8 | 6.7 | 6.0 | 4.5 | 8.0 | 11.8 | 7.3 |
| 03 Kampong Cham | 11.1 | 11.3 | 3.6 | 9.4 | 11.6 | 5.6 | 13.5 |
| 04 Kampong Chhnang | 3.9 | 4.0 | 1.0 | 1.4 | 4.1 | 2.7 | 5.7 |
| 05 Kampong Speu | 4.5 | 4.6 | 1.2 | 2.0 | 4.2 | 2.2 | 5.1 |
| 06 Kampong Thom | 4.4 | 4.5 | 0.7 | 4.7 | 6.5 | 3.5 | 5.6 |
| 07 Kampot | 3.4 | 3.4 | 2.0 | 3.5 | 4.9 | 2.7 | 5.6 |
| 08 Kandal | 8.0 | 8.2 | 4.4 | 5.3 | 6.3 | 5.7 | 7.8 |
| 09 Koh Kong | 1.0 | 1.0 | 0.5 | 0.7 | 1.3 | 1.6 | 0.9 |
| 10 Kratie | 2.2 | 2.2 | 1.5 | 2.8 | 3.5 | 1.8 | 2.9 |
| 11 Mondul Kiri | 0.4 | 0.4 | 0.2 | 1.5 | 1.2 | 1.8 | 0.4 |
| 12 Phnom Penh | 19.0 | 18.7 | 42.0 | 29.8 | 3.4 | 28.7 | 5.5 |
| 13 Preah Vihear | 1.1 | 1.0 | 0.9 | 1.6 | 2.3 | 0.8 | 1.3 |
| 14 Prey Veng | 5.9 | 6.0 | 1.1 | 3.8 | 8.0 | 2.6 | 9.7 |
| 15 Pursat | 2.4 | 2.4 | 2.4 | 1.1 | 3.7 | 1.8 | 3.4 |
| 16 Ratanak Kiri | 1.1 | 1.0 | 2.0 | 1.8 | 2.3 | 2.9 | 0.6 |
| 17 Siem Reap | 6.4 | 6.2 | 13.4 | 8.0 | 6.9 | 8.9 | 4.2 |
| 18 Preah Sihanouk | 2.1 | 2.1 | 3.1 | 3.1 | 1.3 | 2.9 | 1.3 |
| 19 Stung Treng | 0.9 | 0.9 | 0.6 | 2.3 | 2.0 | 1.7 | 1.0 |
| 20 Svay Rieng | 3.0 | 3.0 | 2.8 | 3.5 | 4.0 | 1.9 | 4.8 |
| 21 Takeo | 6.3 | 6.4 | 4.9 | 2.7 | 5.9 | 0.9 | 6.5 |
| 22 Otdar Meanchey | 1.0 | 0.9 | 2.1 | 0.9 | 2.1 | 0.4 | 1.1 |
| 23 Kep | 0.3 | 0.3 | 0.7 | 0.4 | 0.4 | 0.5 | 0.3 |
| 24 Pailin | 0.6 | 0.6 | 1.0 | 0.8 | 0.6 | 0.5 | 0.6 |

1) Includes General partnership, Limited partnership, Private limited company, Public limited company, Subsidiary of a foreign company, Branch of a foreign company, Commercial representative office of a foreign company and Cooperative.

Annex Table 9-2 Number of Persons Engaged by Ownership of Establishment: Province

| Province | Total | Individual proprietor (with no registration) | Sole proprietor (with registration) | Partnership, Company and Cooperative 1) | State-owned organization | NGO | Others |
|--|-----------|--|-------------------------------------|---|--------------------------|--------|--------|
| Number of Persons Engaged | | | | | | | |
| Cambodia | 1,673,390 | 977,977 | 198,919 | 341,908 | 127,466 | 19,192 | 7,928 |
| 01 Banteay Meanchey | 67,370 | 44,899 | 5,827 | 8,415 | 6,212 | 1,650 | 367 |
| 02 Battambang | 84,790 | 65,498 | 5,607 | 1,303 | 9,592 | 2,218 | 572 |
| 03 Kampong Cham | 143,044 | 107,409 | 7,280 | 13,901 | 13,266 | 334 | 854 |
| 04 Kampong Chhnang | 57,575 | 36,990 | 12,189 | 3,656 | 4,057 | 312 | 371 |
| 05 Kampong Speu | 72,341 | 48,387 | 2,872 | 15,214 | 5,044 | 492 | 332 |
| 06 Kampong Thom | 48,147 | 40,268 | 666 | 1,130 | 5,079 | 610 | 394 |
| 07 Kampot | 41,623 | 29,645 | 3,317 | 2,227 | 5,838 | 199 | 397 |
| 08 Kandal | 151,146 | 74,540 | 9,303 | 56,699 | 9,259 | 746 | 599 |
| 09 Koh Kong | 13,039 | 10,011 | 1,438 | 468 | 937 | 118 | 67 |
| 10 Kratie | 22,835 | 17,485 | 1,471 | 416 | 3,158 | 107 | 198 |
| 11 Mondul Kiri | 6,018 | 4,745 | 128 | 400 | 604 | 101 | 40 |
| 12 Phnom Penh | 556,865 | 211,578 | 115,590 | 198,500 | 22,552 | 7,480 | 1,165 |
| 13 Preah Vihear | 10,577 | 8,367 | 266 | 253 | 1,492 | 90 | 109 |
| 14 Prey Veng | 64,335 | 52,296 | 1,287 | 1,709 | 8,228 | 213 | 602 |
| 15 Pursat | 26,617 | 20,857 | 1,328 | 468 | 3,557 | 188 | 219 |
| 16 Ratanak Kiri | 12,619 | 9,552 | 1,298 | 258 | 1,104 | 342 | 65 |
| 17 Siem Reap | 94,326 | 61,226 | 12,785 | 10,195 | 7,104 | 2,650 | 366 |
| 18 Preah Sihanouk | 39,475 | 20,374 | 3,975 | 11,387 | 3,179 | 404 | 156 |
| 19 Stung Treng | 11,046 | 8,678 | 334 | 330 | 1,400 | 206 | 98 |
| 20 Svay Rieng | 53,202 | 30,018 | 5,810 | 11,347 | 5,130 | 544 | 353 |
| 21 Takeo | 70,796 | 56,692 | 3,402 | 1,991 | 8,182 | 77 | 452 |
| 22 Otdar Meanchey | 13,465 | 9,778 | 752 | 1,460 | 1,374 | 44 | 57 |
| 23 Kep | 3,937 | 2,870 | 445 | 42 | 505 | 47 | 28 |
| 24 Pailin | 8,202 | 5,814 | 1,549 | 139 | 613 | 20 | 67 |
| Concentration Rate of Number of Persons Engaged | | | | | | | |
| Cambodia | 100.0 | 100.0 | 100.0 | 100.0 | 100.0 | 100.0 | 100.0 |
| 01 Banteay Meanchey | 4.0 | 4.6 | 2.9 | 2.5 | 4.9 | 8.6 | 4.6 |
| 02 Battambang | 5.1 | 6.7 | 2.8 | 0.4 | 7.5 | 11.6 | 7.2 |
| 03 Kampong Cham | 8.5 | 11.0 | 3.7 | 4.1 | 10.4 | 1.7 | 10.8 |
| 04 Kampong Chhnang | 3.4 | 3.8 | 6.1 | 1.1 | 3.2 | 1.6 | 4.7 |
| 05 Kampong Speu | 4.3 | 4.9 | 1.4 | 4.4 | 4.0 | 2.6 | 4.2 |
| 06 Kampong Thom | 2.9 | 4.1 | 0.3 | 0.3 | 4.0 | 3.2 | 5.0 |
| 07 Kampot | 2.5 | 3.0 | 1.7 | 0.7 | 4.6 | 1.0 | 5.0 |
| 08 Kandal | 9.0 | 7.6 | 4.7 | 16.6 | 7.3 | 3.9 | 7.6 |
| 09 Koh Kong | 0.8 | 1.0 | 0.7 | 0.1 | 0.7 | 0.6 | 0.8 |
| 10 Kratie | 1.4 | 1.8 | 0.7 | 0.1 | 2.5 | 0.6 | 2.5 |
| 11 Mondul Kiri | 0.4 | 0.5 | 0.1 | 0.1 | 0.5 | 0.5 | 0.5 |
| 12 Phnom Penh | 33.3 | 21.6 | 58.1 | 58.1 | 17.7 | 39.0 | 14.7 |
| 13 Preah Vihear | 0.6 | 0.9 | 0.1 | 0.1 | 1.2 | 0.5 | 1.4 |
| 14 Prey Veng | 3.8 | 5.3 | 0.6 | 0.5 | 6.5 | 1.1 | 7.6 |
| 15 Pursat | 1.6 | 2.1 | 0.7 | 0.1 | 2.8 | 1.0 | 2.8 |
| 16 Ratanak Kiri | 0.8 | 1.0 | 0.7 | 0.1 | 0.9 | 1.8 | 0.8 |
| 17 Siem Reap | 5.6 | 6.3 | 6.4 | 3.0 | 5.6 | 13.8 | 4.6 |
| 18 Preah Sihanouk | 2.4 | 2.1 | 2.0 | 3.3 | 2.5 | 2.1 | 2.0 |
| 19 Stung Treng | 0.7 | 0.9 | 0.2 | 0.1 | 1.1 | 1.1 | 1.2 |
| 20 Svay Rieng | 3.2 | 3.1 | 2.9 | 3.3 | 4.0 | 2.8 | 4.5 |
| 21 Takeo | 4.2 | 5.8 | 1.7 | 0.6 | 6.4 | 0.4 | 5.7 |
| 22 Otdar Meanchey | 0.8 | 1.0 | 0.4 | 0.4 | 1.1 | 0.2 | 0.7 |
| 23 Kep | 0.2 | 0.3 | 0.2 | 0.0 | 0.4 | 0.2 | 0.4 |
| 24 Pailin | 0.5 | 0.6 | 0.8 | 0.0 | 0.5 | 0.1 | 0.8 |

1) Includes General partnership, Limited partnership, Private limited company, Public limited company, Subsidiary of a foreign company, Branch of a foreign company, Commercial representative office of a foreign company and Cooperative.

Annex Table 9-3 Percentages of Number of Establishments and of Number of Persons Engaged by Ownership of Establishment: Province

| Province | Total | Individual proprietor (with no registration) | Sole proprietor (with registration) | Partnership, Company and Cooperative 1) | State-owned organization | NGO | Others |
|--|-------|--|-------------------------------------|---|--------------------------|-----|--------|
| Percentage of Number of Establishments | | | | | | | |
| Cambodia | 100.0 | 93.7 | 2.4 | 0.9 | 1.8 | 0.2 | 1.0 |
| 01 Banteay Meanchey | 100.0 | 94.0 | 1.2 | 0.9 | 2.4 | 0.3 | 1.2 |
| 02 Battambang | 100.0 | 93.6 | 2.1 | 0.6 | 2.1 | 0.4 | 1.1 |
| 03 Kampong Cham | 100.0 | 95.2 | 0.8 | 0.7 | 1.9 | 0.1 | 1.3 |
| 04 Kampong Chhnang | 100.0 | 95.5 | 0.6 | 0.3 | 1.9 | 0.2 | 1.5 |
| 05 Kampong Speu | 100.0 | 96.0 | 0.6 | 0.4 | 1.7 | 0.1 | 1.2 |
| 06 Kampong Thom | 100.0 | 94.5 | 0.4 | 0.9 | 2.7 | 0.2 | 1.3 |
| 07 Kampot | 100.0 | 93.1 | 1.4 | 0.9 | 2.6 | 0.2 | 1.7 |
| 08 Kandal | 100.0 | 95.6 | 1.3 | 0.6 | 1.4 | 0.2 | 1.0 |
| 09 Koh Kong | 100.0 | 94.6 | 1.2 | 0.6 | 2.3 | 0.4 | 1.0 |
| 10 Kratie | 100.0 | 92.8 | 1.6 | 1.1 | 2.9 | 0.2 | 1.4 |
| 11 Mondul Kiri | 100.0 | 89.2 | 1.1 | 2.9 | 4.9 | 0.9 | 1.0 |
| 12 Phnom Penh | 100.0 | 92.4 | 5.3 | 1.4 | 0.3 | 0.3 | 0.3 |
| 13 Preah Vihear | 100.0 | 91.4 | 2.0 | 1.3 | 3.9 | 0.2 | 1.2 |
| 14 Prey Veng | 100.0 | 94.7 | 0.5 | 0.6 | 2.4 | 0.1 | 1.7 |
| 15 Pursat | 100.0 | 92.8 | 2.4 | 0.4 | 2.8 | 0.2 | 1.5 |
| 16 Ratanak Kiri | 100.0 | 89.2 | 4.4 | 1.5 | 3.8 | 0.6 | 0.6 |
| 17 Siem Reap | 100.0 | 90.9 | 5.0 | 1.1 | 2.0 | 0.3 | 0.7 |
| 18 Preah Sihanouk | 100.0 | 93.3 | 3.4 | 1.3 | 1.1 | 0.3 | 0.6 |
| 19 Stung Treng | 100.0 | 90.8 | 1.5 | 2.2 | 3.9 | 0.4 | 1.2 |
| 20 Svay Rieng | 100.0 | 92.6 | 2.2 | 1.0 | 2.4 | 0.1 | 1.7 |
| 21 Takeo | 100.0 | 95.0 | 1.9 | 0.4 | 1.7 | 0.0 | 1.1 |
| 22 Otdar Meanchey | 100.0 | 88.8 | 5.2 | 0.8 | 3.9 | 0.1 | 1.1 |
| 23 Kep | 100.0 | 90.3 | 5.1 | 1.0 | 2.1 | 0.4 | 1.1 |
| 24 Pailin | 100.0 | 91.6 | 4.0 | 1.2 | 1.8 | 0.2 | 1.1 |
| Percentage of Number of Persons Engaged | | | | | | | |
| Cambodia | 100.0 | 58.4 | 11.9 | 20.4 | 7.6 | 1.1 | 0.5 |
| 01 Banteay Meanchey | 100.0 | 66.6 | 8.6 | 12.5 | 9.2 | 2.4 | 0.5 |
| 02 Battambang | 100.0 | 77.2 | 6.6 | 1.5 | 11.3 | 2.6 | 0.7 |
| 03 Kampong Cham | 100.0 | 75.1 | 5.1 | 9.7 | 9.3 | 0.2 | 0.6 |
| 04 Kampong Chhnang | 100.0 | 64.2 | 21.2 | 6.3 | 7.0 | 0.5 | 0.6 |
| 05 Kampong Speu | 100.0 | 66.9 | 4.0 | 21.0 | 7.0 | 0.7 | 0.5 |
| 06 Kampong Thom | 100.0 | 83.6 | 1.4 | 2.3 | 10.5 | 1.3 | 0.8 |
| 07 Kampot | 100.0 | 71.2 | 8.0 | 5.4 | 14.0 | 0.5 | 1.0 |
| 08 Kandal | 100.0 | 49.3 | 6.2 | 37.5 | 6.1 | 0.5 | 0.4 |
| 09 Koh Kong | 100.0 | 76.8 | 11.0 | 3.6 | 7.2 | 0.9 | 0.5 |
| 10 Kratie | 100.0 | 76.6 | 6.4 | 1.8 | 13.8 | 0.5 | 0.9 |
| 11 Mondul Kiri | 100.0 | 78.8 | 2.1 | 6.6 | 10.0 | 1.7 | 0.7 |
| 12 Phnom Penh | 100.0 | 38.0 | 20.8 | 35.6 | 4.0 | 1.3 | 0.2 |
| 13 Preah Vihear | 100.0 | 79.1 | 2.5 | 2.4 | 14.1 | 0.9 | 1.0 |
| 14 Prey Veng | 100.0 | 81.3 | 2.0 | 2.7 | 12.8 | 0.3 | 0.9 |
| 15 Pursat | 100.0 | 78.4 | 5.0 | 1.8 | 13.4 | 0.7 | 0.8 |
| 16 Ratanak Kiri | 100.0 | 75.7 | 10.3 | 2.0 | 8.7 | 2.7 | 0.5 |
| 17 Siem Reap | 100.0 | 64.9 | 13.6 | 10.8 | 7.5 | 2.8 | 0.4 |
| 18 Preah Sihanouk | 100.0 | 51.6 | 10.1 | 28.8 | 8.1 | 1.0 | 0.4 |
| 19 Stung Treng | 100.0 | 78.6 | 3.0 | 3.0 | 12.7 | 1.9 | 0.9 |
| 20 Svay Rieng | 100.0 | 56.4 | 10.9 | 21.3 | 9.6 | 1.0 | 0.7 |
| 21 Takeo | 100.0 | 80.1 | 4.8 | 2.8 | 11.6 | 0.1 | 0.6 |
| 22 Otdar Meanchey | 100.0 | 72.6 | 5.6 | 10.8 | 10.2 | 0.3 | 0.4 |
| 23 Kep | 100.0 | 72.9 | 11.3 | 1.1 | 12.8 | 1.2 | 0.7 |
| 24 Pailin | 100.0 | 70.9 | 18.9 | 1.7 | 7.5 | 0.2 | 0.8 |

1) Includes General partnership, Limited partnership, Private limited company, Public limited company, Subsidiary of a foreign company, Branch of a foreign company, Commercial representative office of a foreign company and Cooperative.

Annex Table 9-4 Average Number of Persons Engaged per Establishment by Ownership of Establishment: Province

| Province | Total | Individual proprietor (with no registration) | Sole proprietor (with registration) | Partnership, Company and Cooperative 1) | State-owned organization | NGO | Others |
|---------------------|-------|--|-------------------------------------|---|--------------------------|------|--------|
| Cambodia | 3.3 | 2.1 | 16.5 | 77.6 | 14.0 | 17.2 | 1.5 |
| 01 Banteay Meanchey | 3.1 | 2.2 | 22.8 | 43.6 | 11.9 | 24.3 | 1.5 |
| 02 Battambang | 2.5 | 2.1 | 7.8 | 6.5 | 13.2 | 16.8 | 1.5 |
| 03 Kampong Cham | 2.5 | 2.0 | 17.0 | 33.7 | 12.5 | 5.4 | 1.2 |
| 04 Kampong Chhnang | 2.9 | 2.0 | 98.3 | 59.9 | 10.7 | 10.4 | 1.2 |
| 05 Kampong Speu | 3.2 | 2.2 | 20.7 | 172.9 | 13.3 | 20.5 | 1.2 |
| 06 Kampong Thom | 2.2 | 1.9 | 8.4 | 5.5 | 8.5 | 15.6 | 1.3 |
| 07 Kampot | 2.4 | 1.9 | 14.0 | 14.5 | 12.9 | 6.6 | 1.3 |
| 08 Kandal | 3.7 | 1.9 | 17.8 | 244.4 | 16.2 | 11.8 | 1.5 |
| 09 Koh Kong | 2.6 | 2.1 | 22.8 | 16.1 | 8.2 | 6.6 | 1.3 |
| 10 Kratie | 2.1 | 1.7 | 8.1 | 3.4 | 10.0 | 5.4 | 1.3 |
| 11 Mondul Kiri | 2.7 | 2.4 | 5.1 | 6.3 | 5.5 | 5.1 | 1.8 |
| 12 Phnom Penh | 5.8 | 2.4 | 22.9 | 151.1 | 72.3 | 23.4 | 4.0 |
| 13 Preah Vihear | 2.0 | 1.7 | 2.5 | 3.6 | 7.2 | 10.0 | 1.7 |
| 14 Prey Veng | 2.1 | 1.8 | 9.4 | 10.1 | 11.3 | 7.3 | 1.2 |
| 15 Pursat | 2.2 | 1.9 | 4.6 | 9.6 | 10.6 | 9.4 | 1.2 |
| 16 Ratanak Kiri | 2.3 | 2.0 | 5.4 | 3.2 | 5.4 | 10.7 | 2.0 |
| 17 Siem Reap | 2.9 | 2.1 | 7.9 | 28.9 | 11.2 | 26.8 | 1.7 |
| 18 Preah Sihanouk | 3.7 | 2.0 | 10.8 | 83.1 | 27.4 | 12.6 | 2.3 |
| 19 Stung Treng | 2.4 | 2.0 | 4.9 | 3.2 | 7.7 | 10.8 | 1.8 |
| 20 Svay Rieng | 3.5 | 2.1 | 17.4 | 73.7 | 14.0 | 25.9 | 1.4 |
| 21 Takeo | 2.2 | 1.9 | 5.7 | 16.6 | 15.3 | 7.7 | 1.3 |
| 22 Otdar Meanchey | 2.7 | 2.2 | 3.0 | 36.5 | 7.1 | 8.8 | 1.0 |
| 23 Kep | 2.4 | 1.9 | 5.4 | 2.5 | 14.9 | 7.8 | 1.6 |
| 24 Pailin | 2.9 | 2.2 | 13.4 | 4.0 | 12.0 | 3.3 | 2.0 |

1) Includes General partnership, Limited partnership, Private limited company, Public limited company, Subsidiary of a foreign company, Branch of a foreign company, Commercial representative office of a foreign company and Cooperative.

Annex Table 10-1 Number of Establishments by Nationality of Owner: Province

| Province | Total | Cambodian | Foreigner | | | | |
|---|---------|-----------|-----------|---------|------------|-----------------------|--------|
| | | | Total | Chinese | Vietnamese | Other Asian Countries | Others |
| Number of Establishments | | | | | | | |
| Cambodia | 505,134 | 499,497 | 5,637 | 2,134 | 2,521 | 549 | 433 |
| 01 Banteay Meanchey | 21,541 | 21,386 | 155 | 92 | 18 | 41 | 4 |
| 02 Battambang | 34,097 | 33,997 | 100 | 56 | 20 | 11 | 13 |
| 03 Kampong Cham | 56,263 | 56,077 | 186 | 123 | 48 | 9 | 6 |
| 04 Kampong Chhnang | 19,690 | 19,493 | 197 | 35 | 157 | 1 | 4 |
| 05 Kampong Speu | 22,541 | 22,450 | 91 | 53 | 34 | 3 | 1 |
| 06 Kampong Thom | 22,284 | 22,235 | 49 | 29 | 18 | 1 | 1 |
| 07 Kampot | 17,042 | 16,988 | 54 | 36 | 4 | 6 | 8 |
| 08 Kandal | 40,531 | 39,839 | 692 | 225 | 447 | 19 | 1 |
| 09 Koh Kong | 5,051 | 4,990 | 61 | 8 | 44 | 3 | 6 |
| 10 Kratie | 11,046 | 10,919 | 127 | 62 | 63 | - | 2 |
| 11 Mondul Kiri | 2,222 | 2,210 | 12 | 6 | 3 | - | 3 |
| 12 Phnom Penh | 95,848 | 93,537 | 2,311 | 996 | 824 | 332 | 159 |
| 13 Preah Vihear | 5,317 | 5,295 | 22 | 12 | 10 | - | - |
| 14 Prey Veng | 29,933 | 29,472 | 461 | 65 | 392 | 2 | 2 |
| 15 Pursat | 12,075 | 11,985 | 90 | 28 | 62 | - | - |
| 16 Ratanak Kiri | 5,480 | 5,404 | 76 | 60 | 16 | - | - |
| 17 Siem Reap | 32,120 | 31,759 | 361 | 102 | 105 | 80 | 74 |
| 18 Preah Sihanouk | 10,728 | 10,464 | 264 | 34 | 65 | 27 | 138 |
| 19 Stung Treng | 4,665 | 4,613 | 52 | 7 | 44 | - | 1 |
| 20 Svay Rieng | 15,245 | 15,136 | 109 | 47 | 52 | 10 | - |
| 21 Takeo | 31,997 | 31,871 | 126 | 42 | 82 | 1 | 1 |
| 22 Otdar Meanchey | 4,912 | 4,901 | 11 | 4 | 7 | - | - |
| 23 Kep | 1,635 | 1,619 | 16 | 7 | 1 | - | 8 |
| 24 Pailin | 2,871 | 2,857 | 14 | 5 | 5 | 3 | 1 |
| Concentration Rate of Number of Establishments | | | | | | | |
| Cambodia | 100.0 | 100.0 | 100.0 | 100.0 | 100.0 | 100.0 | 100.0 |
| 01 Banteay Meanchey | 4.3 | 4.3 | 2.7 | 4.3 | 0.7 | 7.5 | 0.9 |
| 02 Battambang | 6.8 | 6.8 | 1.8 | 2.6 | 0.8 | 2.0 | 3.0 |
| 03 Kampong Cham | 11.1 | 11.2 | 3.3 | 5.8 | 1.9 | 1.6 | 1.4 |
| 04 Kampong Chhnang | 3.9 | 3.9 | 3.5 | 1.6 | 6.2 | 0.2 | 0.9 |
| 05 Kampong Speu | 4.5 | 4.5 | 1.6 | 2.5 | 1.3 | 0.5 | 0.2 |
| 06 Kampong Thom | 4.4 | 4.5 | 0.9 | 1.4 | 0.7 | 0.2 | 0.2 |
| 07 Kampot | 3.4 | 3.4 | 1.0 | 1.7 | 0.2 | 1.1 | 1.8 |
| 08 Kandal | 8.0 | 8.0 | 12.3 | 10.5 | 17.7 | 3.5 | 0.2 |
| 09 Koh Kong | 1.0 | 1.0 | 1.1 | 0.4 | 1.7 | 0.5 | 1.4 |
| 10 Kratie | 2.2 | 2.2 | 2.3 | 2.9 | 2.5 | - | 0.5 |
| 11 Mondul Kiri | 0.4 | 0.4 | 0.2 | 0.3 | 0.1 | - | 0.7 |
| 12 Phnom Penh | 19.0 | 18.7 | 41.0 | 46.7 | 32.7 | 60.5 | 36.7 |
| 13 Preah Vihear | 1.1 | 1.1 | 0.4 | 0.6 | 0.4 | - | - |
| 14 Prey Veng | 5.9 | 5.9 | 8.2 | 3.0 | 15.5 | 0.4 | 0.5 |
| 15 Pursat | 2.4 | 2.4 | 1.6 | 1.3 | 2.5 | - | - |
| 16 Ratanak Kiri | 1.1 | 1.1 | 1.3 | 2.8 | 0.6 | - | - |
| 17 Siem Reap | 6.4 | 6.4 | 6.4 | 4.8 | 4.2 | 14.6 | 17.1 |
| 18 Preah Sihanouk | 2.1 | 2.1 | 4.7 | 1.6 | 2.6 | 4.9 | 31.9 |
| 19 Stung Treng | 0.9 | 0.9 | 0.9 | 0.3 | 1.7 | - | 0.2 |
| 20 Svay Rieng | 3.0 | 3.0 | 1.9 | 2.2 | 2.1 | 1.8 | - |
| 21 Takeo | 6.3 | 6.4 | 2.2 | 2.0 | 3.3 | 0.2 | 0.2 |
| 22 Otdar Meanchey | 1.0 | 1.0 | 0.2 | 0.2 | 0.3 | - | - |
| 23 Kep | 0.3 | 0.3 | 0.3 | 0.3 | 0.0 | - | 1.8 |
| 24 Pailin | 0.6 | 0.6 | 0.2 | 0.2 | 0.2 | 0.5 | 0.2 |

Annex Table 10-2 Number of Persons Engaged by Nationality of Owner: Province

| Province | Total | Cambodian | Foreigner | | | | |
|--|-----------|-----------|-----------|---------|------------|-----------------------|--------|
| | | | Total | Chinese | Vietnamese | Other Asian Countries | Others |
| Number of Persons Engaged | | | | | | | |
| Cambodia | 1,673,390 | 1,381,254 | 292,136 | 187,926 | 8,014 | 75,184 | 21,012 |
| 01 Banteay Meanchey | 67,370 | 60,109 | 7,261 | 461 | 38 | 4,017 | 2,745 |
| 02 Battambang | 84,790 | 83,124 | 1,666 | 592 | 175 | 81 | 818 |
| 03 Kampong Cham | 143,044 | 136,999 | 6,045 | 5,857 | 115 | 48 | 25 |
| 04 Kampong Chhnang | 57,575 | 53,621 | 3,954 | 3,381 | 519 | 2 | 52 |
| 05 Kampong Speu | 72,341 | 57,771 | 14,570 | 10,629 | 69 | 3,645 | 227 |
| 06 Kampong Thom | 48,147 | 47,890 | 257 | 54 | 154 | 3 | 46 |
| 07 Kampot | 41,623 | 39,964 | 1,659 | 522 | 47 | 882 | 208 |
| 08 Kandal | 151,146 | 101,513 | 49,633 | 40,263 | 819 | 8,547 | 4 |
| 09 Koh Kong | 13,039 | 12,609 | 430 | 24 | 140 | 244 | 22 |
| 10 Kratie | 22,835 | 21,913 | 922 | 758 | 156 | - | 8 |
| 11 Mondul Kiri | 6,018 | 5,773 | 245 | 216 | 12 | - | 17 |
| 12 Phnom Penh | 556,865 | 379,935 | 176,930 | 112,033 | 3,433 | 50,713 | 10,751 |
| 13 Preah Vihear | 10,577 | 10,464 | 113 | 54 | 59 | - | - |
| 14 Prey Veng | 64,335 | 63,397 | 938 | 147 | 740 | 3 | 48 |
| 15 Pursat | 26,617 | 26,319 | 298 | 55 | 243 | - | - |
| 16 Ratanak Kiri | 12,619 | 12,421 | 198 | 135 | 63 | - | - |
| 17 Siem Reap | 94,326 | 88,349 | 5,977 | 860 | 284 | 1,744 | 3,089 |
| 18 Preah Sihanouk | 39,475 | 29,142 | 10,333 | 5,602 | 151 | 1,736 | 2,844 |
| 19 Stung Treng | 11,046 | 10,779 | 267 | 39 | 212 | - | 16 |
| 20 Svay Rieng | 53,202 | 45,437 | 7,765 | 4,042 | 233 | 3,490 | - |
| 21 Takeo | 70,796 | 68,349 | 2,447 | 2,156 | 285 | 2 | 4 |
| 22 Otdar Meanchey | 13,465 | 13,433 | 32 | 6 | 26 | - | - |
| 23 Kep | 3,937 | 3,823 | 114 | 27 | 3 | - | 84 |
| 24 Pailin | 8,202 | 8,120 | 82 | 13 | 38 | 27 | 4 |
| Concentration Rate of Number of Persons Engaged | | | | | | | |
| Cambodia | 100.0 | 100.0 | 100.0 | 100.0 | 100.0 | 100.0 | 100.0 |
| 01 Banteay Meanchey | 4.0 | 4.4 | 2.5 | 0.2 | 0.5 | 5.3 | 13.1 |
| 02 Battambang | 5.1 | 6.0 | 0.6 | 0.3 | 2.2 | 0.1 | 3.9 |
| 03 Kampong Cham | 8.5 | 9.9 | 2.1 | 3.1 | 1.4 | 0.1 | 0.1 |
| 04 Kampong Chhnang | 3.4 | 3.9 | 1.4 | 1.8 | 6.5 | 0.0 | 0.2 |
| 05 Kampong Speu | 4.3 | 4.2 | 5.0 | 5.7 | 0.9 | 4.8 | 1.1 |
| 06 Kampong Thom | 2.9 | 3.5 | 0.1 | 0.0 | 1.9 | 0.0 | 0.2 |
| 07 Kampot | 2.5 | 2.9 | 0.6 | 0.3 | 0.6 | 1.2 | 1.0 |
| 08 Kandal | 9.0 | 7.3 | 17.0 | 21.4 | 10.2 | 11.4 | 0.0 |
| 09 Koh Kong | 0.8 | 0.9 | 0.1 | 0.0 | 1.7 | 0.3 | 0.1 |
| 10 Kratie | 1.4 | 1.6 | 0.3 | 0.4 | 1.9 | - | 0.0 |
| 11 Mondul Kiri | 0.4 | 0.4 | 0.1 | 0.1 | 0.1 | - | 0.1 |
| 12 Phnom Penh | 33.3 | 27.5 | 60.6 | 59.6 | 42.8 | 67.5 | 51.2 |
| 13 Preah Vihear | 0.6 | 0.8 | 0.0 | 0.0 | 0.7 | - | - |
| 14 Prey Veng | 3.8 | 4.6 | 0.3 | 0.1 | 9.2 | 0.0 | 0.2 |
| 15 Pursat | 1.6 | 1.9 | 0.1 | 0.0 | 3.0 | - | - |
| 16 Ratanak Kiri | 0.8 | 0.9 | 0.1 | 0.1 | 0.8 | - | - |
| 17 Siem Reap | 5.6 | 6.4 | 2.0 | 0.5 | 3.5 | 2.3 | 14.7 |
| 18 Preah Sihanouk | 2.4 | 2.1 | 3.5 | 3.0 | 1.9 | 2.3 | 13.5 |
| 19 Stung Treng | 0.7 | 0.8 | 0.1 | 0.0 | 2.6 | - | 0.1 |
| 20 Svay Rieng | 3.2 | 3.3 | 2.7 | 2.2 | 2.9 | 4.6 | - |
| 21 Takeo | 4.2 | 4.9 | 0.8 | 1.1 | 3.6 | 0.0 | 0.0 |
| 22 Otdar Meanchey | 0.8 | 1.0 | 0.0 | 0.0 | 0.3 | - | - |
| 23 Kep | 0.2 | 0.3 | 0.0 | 0.0 | 0.0 | - | 0.4 |
| 24 Pailin | 0.5 | 0.6 | 0.0 | 0.0 | 0.5 | 0.0 | 0.0 |

Annex Table 10-3 Percentages of Number of Establishments and of Number of Persons Engaged by Nationality of Owner: Province

| Province | Total | Cambodian | Foreigner | | | | |
|--|-------|-----------|-----------|---------|------------|-----------------------|--------|
| | | | Total | Chinese | Vietnamese | Other Asian Countries | Others |
| Percentage of Number of Establishments | | | | | | | |
| Cambodia | 100.0 | 98.9 | 1.1 | 0.4 | 0.5 | 0.1 | 0.1 |
| 01 Banteay Meanchey | 100.0 | 99.3 | 0.7 | 0.4 | 0.1 | 0.2 | 0.0 |
| 02 Battambang | 100.0 | 99.7 | 0.3 | 0.2 | 0.1 | 0.0 | 0.0 |
| 03 Kampong Cham | 100.0 | 99.7 | 0.3 | 0.2 | 0.1 | 0.0 | 0.0 |
| 04 Kampong Chhnang | 100.0 | 99.0 | 1.0 | 0.2 | 0.8 | 0.0 | 0.0 |
| 05 Kampong Speu | 100.0 | 99.6 | 0.4 | 0.2 | 0.2 | 0.0 | 0.0 |
| 06 Kampong Thom | 100.0 | 99.8 | 0.2 | 0.1 | 0.1 | 0.0 | 0.0 |
| 07 Kampot | 100.0 | 99.7 | 0.3 | 0.2 | 0.0 | 0.0 | 0.0 |
| 08 Kandal | 100.0 | 98.3 | 1.7 | 0.6 | 1.1 | 0.0 | 0.0 |
| 09 Koh Kong | 100.0 | 98.8 | 1.2 | 0.2 | 0.9 | 0.1 | 0.1 |
| 10 Kratie | 100.0 | 98.9 | 1.1 | 0.6 | 0.6 | - | 0.0 |
| 11 Mondul Kiri | 100.0 | 99.5 | 0.5 | 0.3 | 0.1 | - | 0.1 |
| 12 Phnom Penh | 100.0 | 97.6 | 2.4 | 1.0 | 0.9 | 0.3 | 0.2 |
| 13 Preah Vihear | 100.0 | 99.6 | 0.4 | 0.2 | 0.2 | - | - |
| 14 Prey Veng | 100.0 | 98.5 | 1.5 | 0.2 | 1.3 | 0.0 | 0.0 |
| 15 Pursat | 100.0 | 99.3 | 0.7 | 0.2 | 0.5 | - | - |
| 16 Ratanak Kiri | 100.0 | 98.6 | 1.4 | 1.1 | 0.3 | - | - |
| 17 Siem Reap | 100.0 | 98.9 | 1.1 | 0.3 | 0.3 | 0.2 | 0.2 |
| 18 Preah Sihanouk | 100.0 | 97.5 | 2.5 | 0.3 | 0.6 | 0.3 | 1.3 |
| 19 Stung Treng | 100.0 | 98.9 | 1.1 | 0.2 | 0.9 | - | 0.0 |
| 20 Svay Rieng | 100.0 | 99.3 | 0.7 | 0.3 | 0.3 | 0.1 | - |
| 21 Takeo | 100.0 | 99.6 | 0.4 | 0.1 | 0.3 | 0.0 | 0.0 |
| 22 Otdar Meanchey | 100.0 | 99.8 | 0.2 | 0.1 | 0.1 | - | - |
| 23 Kep | 100.0 | 99.0 | 1.0 | 0.4 | 0.1 | - | 0.5 |
| 24 Pailin | 100.0 | 99.5 | 0.5 | 0.2 | 0.2 | 0.1 | 0.0 |
| Percentage of Number of Persons Engaged | | | | | | | |
| Cambodia | 100.0 | 82.5 | 17.5 | 11.2 | 0.5 | 4.5 | 1.3 |
| 01 Banteay Meanchey | 100.0 | 89.2 | 10.8 | 0.7 | 0.1 | 6.0 | 4.1 |
| 02 Battambang | 100.0 | 98.0 | 2.0 | 0.7 | 0.2 | 0.1 | 1.0 |
| 03 Kampong Cham | 100.0 | 95.8 | 4.2 | 4.1 | 0.1 | 0.0 | 0.0 |
| 04 Kampong Chhnang | 100.0 | 93.1 | 6.9 | 5.9 | 0.9 | 0.0 | 0.1 |
| 05 Kampong Speu | 100.0 | 79.9 | 20.1 | 14.7 | 0.1 | 5.0 | 0.3 |
| 06 Kampong Thom | 100.0 | 99.5 | 0.5 | 0.1 | 0.3 | 0.0 | 0.1 |
| 07 Kampot | 100.0 | 96.0 | 4.0 | 1.3 | 0.1 | 2.1 | 0.5 |
| 08 Kandal | 100.0 | 67.2 | 32.8 | 26.6 | 0.5 | 5.7 | 0.0 |
| 09 Koh Kong | 100.0 | 96.7 | 3.3 | 0.2 | 1.1 | 1.9 | 0.2 |
| 10 Kratie | 100.0 | 96.0 | 4.0 | 3.3 | 0.7 | - | 0.0 |
| 11 Mondul Kiri | 100.0 | 95.9 | 4.1 | 3.6 | 0.2 | - | 0.3 |
| 12 Phnom Penh | 100.0 | 68.2 | 31.8 | 20.1 | 0.6 | 9.1 | 1.9 |
| 13 Preah Vihear | 100.0 | 98.9 | 1.1 | 0.5 | 0.6 | - | - |
| 14 Prey Veng | 100.0 | 98.5 | 1.5 | 0.2 | 1.2 | 0.0 | 0.1 |
| 15 Pursat | 100.0 | 98.9 | 1.1 | 0.2 | 0.9 | - | - |
| 16 Ratanak Kiri | 100.0 | 98.4 | 1.6 | 1.1 | 0.5 | - | - |
| 17 Siem Reap | 100.0 | 93.7 | 6.3 | 0.9 | 0.3 | 1.8 | 3.3 |
| 18 Preah Sihanouk | 100.0 | 73.8 | 26.2 | 14.2 | 0.4 | 4.4 | 7.2 |
| 19 Stung Treng | 100.0 | 97.6 | 2.4 | 0.4 | 1.9 | - | 0.1 |
| 20 Svay Rieng | 100.0 | 85.4 | 14.6 | 7.6 | 0.4 | 6.6 | - |
| 21 Takeo | 100.0 | 96.5 | 3.5 | 3.0 | 0.4 | 0.0 | 0.0 |
| 22 Otdar Meanchey | 100.0 | 99.8 | 0.2 | 0.0 | 0.2 | - | - |
| 23 Kep | 100.0 | 97.1 | 2.9 | 0.7 | 0.1 | - | 2.1 |
| 24 Pailin | 100.0 | 99.0 | 1.0 | 0.2 | 0.5 | 0.3 | 0.0 |

**Annex Table 10-4 Average Number of Persons Engaged per Establishment by Nationality of Owner
: Province**

| Province | Total | Cambodian | Foreigner | | | | |
|---------------------|-------|-----------|-----------|---------|------------|-----------------------|--------|
| | | | Total | Chinese | Vietnamese | Other Asian Countries | Others |
| Cambodia | 3.3 | 2.8 | 51.8 | 88.1 | 3.2 | 136.9 | 48.5 |
| 01 Banteay Meanchey | 3.1 | 2.8 | 46.8 | 5.0 | 2.1 | 98.0 | 686.3 |
| 02 Battambang | 2.5 | 2.4 | 16.7 | 10.6 | 8.8 | 7.4 | 62.9 |
| 03 Kampong Cham | 2.5 | 2.4 | 32.5 | 47.6 | 2.4 | 5.3 | 4.2 |
| 04 Kampong Chhnang | 2.9 | 2.8 | 20.1 | 96.6 | 3.3 | 2.0 | 13.0 |
| 05 Kampong Speu | 3.2 | 2.6 | 160.1 | 200.5 | 2.0 | 1,215.0 | 227.0 |
| 06 Kampong Thom | 2.2 | 2.2 | 5.2 | 1.9 | 8.6 | 3.0 | 46.0 |
| 07 Kamptot | 2.4 | 2.4 | 30.7 | 14.5 | 11.8 | 147.0 | 26.0 |
| 08 Kandal | 3.7 | 2.5 | 71.7 | 178.9 | 1.8 | 449.8 | 4.0 |
| 09 Koh Kong | 2.6 | 2.5 | 7.0 | 3.0 | 3.2 | 81.3 | 3.7 |
| 10 Kratie | 2.1 | 2.0 | 7.3 | 12.2 | 2.5 | - | 4.0 |
| 11 Mondul Kiri | 2.7 | 2.6 | 20.4 | 36.0 | 4.0 | - | 5.7 |
| 12 Phnom Penh | 5.8 | 4.1 | 76.6 | 112.5 | 4.2 | 152.8 | 67.6 |
| 13 Preah Vihear | 2.0 | 2.0 | 5.1 | 4.5 | 5.9 | - | - |
| 14 Prey Veng | 2.1 | 2.2 | 2.0 | 2.3 | 1.9 | 1.5 | 24.0 |
| 15 Pursat | 2.2 | 2.2 | 3.3 | 2.0 | 3.9 | - | - |
| 16 Ratanak Kiri | 2.3 | 2.3 | 2.6 | 2.3 | 3.9 | - | - |
| 17 Siem Reap | 2.9 | 2.8 | 16.6 | 8.4 | 2.7 | 21.8 | 41.7 |
| 18 Preah Sihanouk | 3.7 | 2.8 | 39.1 | 164.8 | 2.3 | 64.3 | 20.6 |
| 19 Stung Treng | 2.4 | 2.3 | 5.1 | 5.6 | 4.8 | - | 16.0 |
| 20 Svay Rieng | 3.5 | 3.0 | 71.2 | 86.0 | 4.5 | 349.0 | - |
| 21 Takeo | 2.2 | 2.1 | 19.4 | 51.3 | 3.5 | 2.0 | 4.0 |
| 22 Otdar Meanchey | 2.7 | 2.7 | 2.9 | 1.5 | 3.7 | - | - |
| 23 Kep | 2.4 | 2.4 | 7.1 | 3.9 | 3.0 | - | 10.5 |
| 24 Pailin | 2.9 | 2.8 | 5.9 | 2.6 | 7.6 | 9.0 | 4.0 |

Annex Table 11-1 Number of Establishments by Size of Persons Engaged: Province

| Province | Total | 1 person | 2-4 persons | 5-9 persons | 10-19 persons | 20-49 persons | 50-99 persons | 100 persons or more |
|---------------------|---|----------|-------------|-------------|---------------|---------------|---------------|---------------------|
| | Number of Establishments | | | | | | | |
| Cambodia | 505,134 | 222,167 | 243,471 | 26,361 | 8,055 | 3,461 | 833 | 786 |
| 01 Banteay Meanchey | 21,541 | 8,782 | 10,845 | 1,319 | 415 | 140 | 21 | 19 |
| 02 Battambang | 34,097 | 15,546 | 15,912 | 1,776 | 556 | 246 | 44 | 17 |
| 03 Kampong Cham | 56,263 | 24,879 | 28,175 | 2,173 | 672 | 282 | 48 | 34 |
| 04 Kampong Chhnang | 19,690 | 7,444 | 11,324 | 640 | 195 | 65 | 11 | 11 |
| 05 Kampong Speu | 22,541 | 7,240 | 13,583 | 1,345 | 252 | 85 | 21 | 15 |
| 06 Kampong Thom | 22,284 | 9,186 | 12,068 | 734 | 192 | 83 | 15 | 6 |
| 07 Kampot | 17,042 | 7,351 | 8,654 | 659 | 281 | 61 | 28 | 8 |
| 08 Kandal | 40,531 | 21,622 | 16,446 | 1,541 | 486 | 295 | 70 | 71 |
| 09 Koh Kong | 5,051 | 2,150 | 2,491 | 322 | 60 | 23 | 3 | 2 |
| 10 Kratie | 11,046 | 5,997 | 4,508 | 357 | 129 | 47 | 6 | 2 |
| 11 Mondul Kiri | 2,222 | 685 | 1,291 | 204 | 31 | 10 | - | 1 |
| 12 Phnom Penh | 95,848 | 44,126 | 38,960 | 7,984 | 2,663 | 1,276 | 369 | 470 |
| 13 Preah Vihear | 5,317 | 2,472 | 2,615 | 171 | 35 | 21 | 3 | - |
| 14 Prey Veng | 29,933 | 12,888 | 15,587 | 1,016 | 296 | 118 | 21 | 7 |
| 15 Pursat | 12,075 | 5,393 | 5,988 | 476 | 157 | 50 | 8 | 3 |
| 16 Ratanak Kiri | 5,480 | 2,128 | 3,016 | 250 | 56 | 24 | 5 | 1 |
| 17 Siem Reap | 32,120 | 14,011 | 15,089 | 1,976 | 624 | 302 | 72 | 46 |
| 18 Preah Sihanouk | 10,728 | 5,573 | 4,110 | 686 | 216 | 90 | 28 | 25 |
| 19 Stung Treng | 4,665 | 1,691 | 2,646 | 254 | 51 | 16 | 7 | - |
| 20 Svay Rieng | 15,245 | 4,912 | 9,191 | 826 | 201 | 68 | 17 | 30 |
| 21 Takeo | 31,997 | 14,793 | 15,641 | 1,067 | 339 | 116 | 30 | 11 |
| 22 Otdar Meanchey | 4,912 | 1,188 | 3,345 | 296 | 65 | 14 | 2 | 2 |
| 23 Kep | 1,635 | 782 | 713 | 89 | 39 | 11 | 1 | - |
| 24 Pailin | 2,871 | 1,328 | 1,273 | 200 | 44 | 18 | 3 | 5 |
| | Concentration Rate of Number of Establishments | | | | | | | |
| Cambodia | 100.0 | 100.0 | 100.0 | 100.0 | 100.0 | 100.0 | 100.0 | 100.0 |
| 01 Banteay Meanchey | 4.3 | 4.0 | 4.5 | 5.0 | 5.2 | 4.0 | 2.5 | 2.4 |
| 02 Battambang | 6.8 | 7.0 | 6.5 | 6.7 | 6.9 | 7.1 | 5.3 | 2.2 |
| 03 Kampong Cham | 11.1 | 11.2 | 11.6 | 8.2 | 8.3 | 8.1 | 5.8 | 4.3 |
| 04 Kampong Chhnang | 3.9 | 3.4 | 4.7 | 2.4 | 2.4 | 1.9 | 1.3 | 1.4 |
| 05 Kampong Speu | 4.5 | 3.3 | 5.6 | 5.1 | 3.1 | 2.5 | 2.5 | 1.9 |
| 06 Kampong Thom | 4.4 | 4.1 | 5.0 | 2.8 | 2.4 | 2.4 | 1.8 | 0.8 |
| 07 Kampot | 3.4 | 3.3 | 3.6 | 2.5 | 3.5 | 1.8 | 3.4 | 1.0 |
| 08 Kandal | 8.0 | 9.7 | 6.8 | 5.8 | 6.0 | 8.5 | 8.4 | 9.0 |
| 09 Koh Kong | 1.0 | 1.0 | 1.0 | 1.2 | 0.7 | 0.7 | 0.4 | 0.3 |
| 10 Kratie | 2.2 | 2.7 | 1.9 | 1.4 | 1.6 | 1.4 | 0.7 | 0.3 |
| 11 Mondul Kiri | 0.4 | 0.3 | 0.5 | 0.8 | 0.4 | 0.3 | - | 0.1 |
| 12 Phnom Penh | 19.0 | 19.9 | 16.0 | 30.3 | 33.1 | 36.9 | 44.3 | 59.8 |
| 13 Preah Vihear | 1.1 | 1.1 | 1.1 | 0.6 | 0.4 | 0.6 | 0.4 | - |
| 14 Prey Veng | 5.9 | 5.8 | 6.4 | 3.9 | 3.7 | 3.4 | 2.5 | 0.9 |
| 15 Pursat | 2.4 | 2.4 | 2.5 | 1.8 | 1.9 | 1.4 | 1.0 | 0.4 |
| 16 Ratanak Kiri | 1.1 | 1.0 | 1.2 | 0.9 | 0.7 | 0.7 | 0.6 | 0.1 |
| 17 Siem Reap | 6.4 | 6.3 | 6.2 | 7.5 | 7.7 | 8.7 | 8.6 | 5.9 |
| 18 Preah Sihanouk | 2.1 | 2.5 | 1.7 | 2.6 | 2.7 | 2.6 | 3.4 | 3.2 |
| 19 Stung Treng | 0.9 | 0.8 | 1.1 | 1.0 | 0.6 | 0.5 | 0.8 | - |
| 20 Svay Rieng | 3.0 | 2.2 | 3.8 | 3.1 | 2.5 | 2.0 | 2.0 | 3.8 |
| 21 Takeo | 6.3 | 6.7 | 6.4 | 4.0 | 4.2 | 3.4 | 3.6 | 1.4 |
| 22 Otdar Meanchey | 1.0 | 0.5 | 1.4 | 1.1 | 0.8 | 0.4 | 0.2 | 0.3 |
| 23 Kep | 0.3 | 0.4 | 0.3 | 0.3 | 0.5 | 0.3 | 0.1 | - |
| 24 Pailin | 0.6 | 0.6 | 0.5 | 0.8 | 0.5 | 0.5 | 0.4 | 0.6 |

Annex Table 11-2 Number of Persons Engaged by Size of Persons Engaged: Province

| Province | Total | 1 person | 2-4 persons | 5-9 persons | 10-19 persons | 20-49 persons | 50-99 persons | 100 persons or more |
|--|-----------|----------|-------------|-------------|---------------|---------------|---------------|---------------------|
| Number of Persons Engaged | | | | | | | | |
| Cambodia | 1,673,390 | 222,167 | 575,076 | 163,287 | 105,871 | 99,471 | 55,279 | 452,239 |
| 01 Banteay Meanchey | 67,370 | 8,782 | 25,830 | 8,235 | 5,385 | 4,021 | 1,361 | 13,756 |
| 02 Battambang | 84,790 | 15,546 | 37,812 | 11,029 | 7,403 | 6,981 | 2,833 | 3,186 |
| 03 Kampong Cham | 143,044 | 24,879 | 65,234 | 13,509 | 8,867 | 8,106 | 3,296 | 19,153 |
| 04 Kampong Chhnang | 57,575 | 7,444 | 26,211 | 3,984 | 2,549 | 1,834 | 853 | 14,700 |
| 05 Kampong Speu | 72,341 | 7,240 | 32,801 | 8,108 | 3,203 | 2,384 | 1,371 | 17,234 |
| 06 Kampong Thom | 48,147 | 9,186 | 27,884 | 4,508 | 2,532 | 2,266 | 985 | 786 |
| 07 Kampot | 41,623 | 7,351 | 19,730 | 4,122 | 3,737 | 1,698 | 1,845 | 3,140 |
| 08 Kandal | 151,146 | 21,622 | 38,198 | 9,437 | 6,441 | 8,633 | 4,593 | 62,222 |
| 09 Koh Kong | 13,039 | 2,150 | 6,046 | 2,000 | 783 | 605 | 169 | 1,286 |
| 10 Kratie | 22,835 | 5,997 | 10,460 | 2,210 | 1,754 | 1,231 | 416 | 767 |
| 11 Mondul Kiri | 6,018 | 685 | 3,159 | 1,229 | 424 | 335 | - | 186 |
| 12 Phnom Penh | 556,865 | 44,126 | 96,619 | 49,780 | 34,816 | 37,036 | 24,557 | 269,931 |
| 13 Preah Vihear | 10,577 | 2,472 | 5,893 | 1,045 | 455 | 531 | 181 | - |
| 14 Prey Veng | 64,335 | 12,888 | 35,354 | 6,305 | 3,889 | 3,216 | 1,345 | 1,338 |
| 15 Pursat | 26,617 | 5,393 | 13,842 | 3,000 | 2,066 | 1,477 | 505 | 334 |
| 16 Ratanak Kiri | 12,619 | 2,128 | 7,106 | 1,517 | 712 | 659 | 296 | 201 |
| 17 Siem Reap | 94,326 | 14,011 | 36,109 | 12,405 | 8,256 | 8,625 | 4,820 | 10,100 |
| 18 Preah Sihanouk | 39,475 | 5,573 | 9,718 | 4,303 | 2,783 | 2,728 | 1,953 | 12,417 |
| 19 Stung Treng | 11,046 | 1,691 | 6,158 | 1,563 | 679 | 476 | 479 | - |
| 20 Svay Rieng | 53,202 | 4,912 | 22,026 | 4,936 | 2,631 | 2,018 | 1,126 | 15,553 |
| 21 Takeo | 70,796 | 14,793 | 36,193 | 6,468 | 4,586 | 3,349 | 1,957 | 3,450 |
| 22 Otdar Meanchey | 13,465 | 1,188 | 8,011 | 1,743 | 817 | 436 | 101 | 1,169 |
| 23 Kep | 3,937 | 782 | 1,652 | 574 | 533 | 315 | 81 | - |
| 24 Pailin | 8,202 | 1,328 | 3,030 | 1,277 | 570 | 511 | 156 | 1,330 |
| Concentration Rate of Number of Persons Engaged | | | | | | | | |
| Cambodia | 100.0 | 100.0 | 100.0 | 100.0 | 100.0 | 100.0 | 100.0 | 100.0 |
| 01 Banteay Meanchey | 4.0 | 4.0 | 4.5 | 5.0 | 5.1 | 4.0 | 2.5 | 3.0 |
| 02 Battambang | 5.1 | 7.0 | 6.6 | 6.8 | 7.0 | 7.0 | 5.1 | 0.7 |
| 03 Kampong Cham | 8.5 | 11.2 | 11.3 | 8.3 | 8.4 | 8.1 | 6.0 | 4.2 |
| 04 Kampong Chhnang | 3.4 | 3.4 | 4.6 | 2.4 | 2.4 | 1.8 | 1.5 | 3.3 |
| 05 Kampong Speu | 4.3 | 3.3 | 5.7 | 5.0 | 3.0 | 2.4 | 2.5 | 3.8 |
| 06 Kampong Thom | 2.9 | 4.1 | 4.8 | 2.8 | 2.4 | 2.3 | 1.8 | 0.2 |
| 07 Kampot | 2.5 | 3.3 | 3.4 | 2.5 | 3.5 | 1.7 | 3.3 | 0.7 |
| 08 Kandal | 9.0 | 9.7 | 6.6 | 5.8 | 6.1 | 8.7 | 8.3 | 13.8 |
| 09 Koh Kong | 0.8 | 1.0 | 1.1 | 1.2 | 0.7 | 0.6 | 0.3 | 0.3 |
| 10 Kratie | 1.4 | 2.7 | 1.8 | 1.4 | 1.7 | 1.2 | 0.8 | 0.2 |
| 11 Mondul Kiri | 0.4 | 0.3 | 0.5 | 0.8 | 0.4 | 0.3 | - | 0.0 |
| 12 Phnom Penh | 33.3 | 19.9 | 16.8 | 30.5 | 32.9 | 37.2 | 44.4 | 59.7 |
| 13 Preah Vihear | 0.6 | 1.1 | 1.0 | 0.6 | 0.4 | 0.5 | 0.3 | - |
| 14 Prey Veng | 3.8 | 5.8 | 6.1 | 3.9 | 3.7 | 3.2 | 2.4 | 0.3 |
| 15 Pursat | 1.6 | 2.4 | 2.4 | 1.8 | 2.0 | 1.5 | 0.9 | 0.1 |
| 16 Ratanak Kiri | 0.8 | 1.0 | 1.2 | 0.9 | 0.7 | 0.7 | 0.5 | 0.0 |
| 17 Siem Reap | 5.6 | 6.3 | 6.3 | 7.6 | 7.8 | 8.7 | 8.7 | 2.2 |
| 18 Preah Sihanouk | 2.4 | 2.5 | 1.7 | 2.6 | 2.6 | 2.7 | 3.5 | 2.7 |
| 19 Stung Treng | 0.7 | 0.8 | 1.1 | 1.0 | 0.6 | 0.5 | 0.9 | - |
| 20 Svay Rieng | 3.2 | 2.2 | 3.8 | 3.0 | 2.5 | 2.0 | 2.0 | 3.4 |
| 21 Takeo | 4.2 | 6.7 | 6.3 | 4.0 | 4.3 | 3.4 | 3.5 | 0.8 |
| 22 Otdar Meanchey | 0.8 | 0.5 | 1.4 | 1.1 | 0.8 | 0.4 | 0.2 | 0.3 |
| 23 Kep | 0.2 | 0.4 | 0.3 | 0.4 | 0.5 | 0.3 | 0.1 | - |
| 24 Pailin | 0.5 | 0.6 | 0.5 | 0.8 | 0.5 | 0.5 | 0.3 | 0.3 |

Annex Table 11-3 Percentages of Number of Establishments and of Number of Persons Engaged by Size of Persons Engaged: Province

| Province | Total | 1 person | 2-4 persons | 5-9 persons | 10-19 persons | 20-49 persons | 50-99 persons | 100 persons or more |
|--|-------|----------|-------------|-------------|---------------|---------------|---------------|---------------------|
| Percentage of Number of Establishments | | | | | | | | |
| Cambodia | 100.0 | 44.0 | 48.2 | 5.2 | 1.6 | 0.7 | 0.2 | 0.2 |
| 01 Banteay Meanchey | 100.0 | 40.8 | 50.3 | 6.1 | 1.9 | 0.6 | 0.1 | 0.1 |
| 02 Battambang | 100.0 | 45.6 | 46.7 | 5.2 | 1.6 | 0.7 | 0.1 | 0.0 |
| 03 Kampong Cham | 100.0 | 44.2 | 50.1 | 3.9 | 1.2 | 0.5 | 0.1 | 0.1 |
| 04 Kampong Chhnang | 100.0 | 37.8 | 57.5 | 3.3 | 1.0 | 0.3 | 0.1 | 0.1 |
| 05 Kampong Speu | 100.0 | 32.1 | 60.3 | 6.0 | 1.1 | 0.4 | 0.1 | 0.1 |
| 06 Kampong Thom | 100.0 | 41.2 | 54.2 | 3.3 | 0.9 | 0.4 | 0.1 | 0.0 |
| 07 Kampot | 100.0 | 43.1 | 50.8 | 3.9 | 1.6 | 0.4 | 0.2 | 0.0 |
| 08 Kandal | 100.0 | 53.3 | 40.6 | 3.8 | 1.2 | 0.7 | 0.2 | 0.2 |
| 09 Koh Kong | 100.0 | 42.6 | 49.3 | 6.4 | 1.2 | 0.5 | 0.1 | 0.0 |
| 10 Kratie | 100.0 | 54.3 | 40.8 | 3.2 | 1.2 | 0.4 | 0.1 | 0.0 |
| 11 Mondul Kiri | 100.0 | 30.8 | 58.1 | 9.2 | 1.4 | 0.5 | - | 0.0 |
| 12 Phnom Penh | 100.0 | 46.0 | 40.6 | 8.3 | 2.8 | 1.3 | 0.4 | 0.5 |
| 13 Preah Vihear | 100.0 | 46.5 | 49.2 | 3.2 | 0.7 | 0.4 | 0.1 | - |
| 14 Prey Veng | 100.0 | 43.1 | 52.1 | 3.4 | 1.0 | 0.4 | 0.1 | 0.0 |
| 15 Pursat | 100.0 | 44.7 | 49.6 | 3.9 | 1.3 | 0.4 | 0.1 | 0.0 |
| 16 Ratanak Kiri | 100.0 | 38.8 | 55.0 | 4.6 | 1.0 | 0.4 | 0.1 | 0.0 |
| 17 Siem Reap | 100.0 | 43.6 | 47.0 | 6.2 | 1.9 | 0.9 | 0.2 | 0.1 |
| 18 Preah Sihanouk | 100.0 | 51.9 | 38.3 | 6.4 | 2.0 | 0.8 | 0.3 | 0.2 |
| 19 Stung Treng | 100.0 | 36.2 | 56.7 | 5.4 | 1.1 | 0.3 | 0.2 | - |
| 20 Svay Rieng | 100.0 | 32.2 | 60.3 | 5.4 | 1.3 | 0.4 | 0.1 | 0.2 |
| 21 Takeo | 100.0 | 46.2 | 48.9 | 3.3 | 1.1 | 0.4 | 0.1 | 0.0 |
| 22 Otdar Meanchey | 100.0 | 24.2 | 68.1 | 6.0 | 1.3 | 0.3 | 0.0 | 0.0 |
| 23 Kep | 100.0 | 47.8 | 43.6 | 5.4 | 2.4 | 0.7 | 0.1 | - |
| 24 Pailin | 100.0 | 46.3 | 44.3 | 7.0 | 1.5 | 0.6 | 0.1 | 0.2 |
| Percentage of Number of Persons Engaged | | | | | | | | |
| Cambodia | 100.0 | 13.3 | 34.4 | 9.8 | 6.3 | 5.9 | 3.3 | 27.0 |
| 01 Banteay Meanchey | 100.0 | 13.0 | 38.3 | 12.2 | 8.0 | 6.0 | 2.0 | 20.4 |
| 02 Battambang | 100.0 | 18.3 | 44.6 | 13.0 | 8.7 | 8.2 | 3.3 | 3.8 |
| 03 Kampong Cham | 100.0 | 17.4 | 45.6 | 9.4 | 6.2 | 5.7 | 2.3 | 13.4 |
| 04 Kampong Chhnang | 100.0 | 12.9 | 45.5 | 6.9 | 4.4 | 3.2 | 1.5 | 25.5 |
| 05 Kampong Speu | 100.0 | 10.0 | 45.3 | 11.2 | 4.4 | 3.3 | 1.9 | 23.8 |
| 06 Kampong Thom | 100.0 | 19.1 | 57.9 | 9.4 | 5.3 | 4.7 | 2.0 | 1.6 |
| 07 Kampot | 100.0 | 17.7 | 47.4 | 9.9 | 9.0 | 4.1 | 4.4 | 7.5 |
| 08 Kandal | 100.0 | 14.3 | 25.3 | 6.2 | 4.3 | 5.7 | 3.0 | 41.2 |
| 09 Koh Kong | 100.0 | 16.5 | 46.4 | 15.3 | 6.0 | 4.6 | 1.3 | 9.9 |
| 10 Kratie | 100.0 | 26.3 | 45.8 | 9.7 | 7.7 | 5.4 | 1.8 | 3.4 |
| 11 Mondul Kiri | 100.0 | 11.4 | 52.5 | 20.4 | 7.0 | 5.6 | - | 3.1 |
| 12 Phnom Penh | 100.0 | 7.9 | 17.4 | 8.9 | 6.3 | 6.7 | 4.4 | 48.5 |
| 13 Preah Vihear | 100.0 | 23.4 | 55.7 | 9.9 | 4.3 | 5.0 | 1.7 | - |
| 14 Prey Veng | 100.0 | 20.0 | 55.0 | 9.8 | 6.0 | 5.0 | 2.1 | 2.1 |
| 15 Pursat | 100.0 | 20.3 | 52.0 | 11.3 | 7.8 | 5.5 | 1.9 | 1.3 |
| 16 Ratanak Kiri | 100.0 | 16.9 | 56.3 | 12.0 | 5.6 | 5.2 | 2.3 | 1.6 |
| 17 Siem Reap | 100.0 | 14.9 | 38.3 | 13.2 | 8.8 | 9.1 | 5.1 | 10.7 |
| 18 Preah Sihanouk | 100.0 | 14.1 | 24.6 | 10.9 | 7.1 | 6.9 | 4.9 | 31.5 |
| 19 Stung Treng | 100.0 | 15.3 | 55.7 | 14.1 | 6.1 | 4.3 | 4.3 | - |
| 20 Svay Rieng | 100.0 | 9.2 | 41.4 | 9.3 | 4.9 | 3.8 | 2.1 | 29.2 |
| 21 Takeo | 100.0 | 20.9 | 51.1 | 9.1 | 6.5 | 4.7 | 2.8 | 4.9 |
| 22 Otdar Meanchey | 100.0 | 8.8 | 59.5 | 12.9 | 6.1 | 3.2 | 0.8 | 8.7 |
| 23 Kep | 100.0 | 19.9 | 42.0 | 14.6 | 13.5 | 8.0 | 2.1 | - |
| 24 Pailin | 100.0 | 16.2 | 36.9 | 15.6 | 6.9 | 6.2 | 1.9 | 16.2 |

Annex Table 11-4 Number of Establishments by Size of Persons Engaged: Province

| Province | Size of Persons Engaged | | | | | | | | | | (Recount) | | | | | |
|---------------------|-------------------------|----------|-----------|-----------|-----------|-------------|---------------|---------------|---------------|-----------------|-----------------|-----------------------|--------------|---------------|----------------|---------------------|
| | Total | 1 person | 2 persons | 3 persons | 4 persons | 5-9 persons | 10-19 persons | 20-49 persons | 50-99 persons | 100-499 persons | 500-999 persons | 1,000 persons or more | 1-10 persons | 11-50 persons | 51-100 persons | 101 persons or more |
| Cambodia | 505,134 | 222,167 | 176,214 | 46,380 | 20,877 | 26,361 | 8,055 | 3,461 | 833 | 544 | 123 | 119 | 493,544 | 10,009 | 800 | 781 |
| 01 Banteay Meanchey | 21,541 | 8,782 | 7,726 | 2,098 | 1,021 | 1,319 | 415 | 140 | 21 | 10 | 3 | 6 | 21,036 | 466 | 20 | 19 |
| 02 Battambang | 34,097 | 15,546 | 11,375 | 3,086 | 1,451 | 1,776 | 556 | 246 | 44 | 17 | - | - | 33,332 | 707 | 41 | 17 |
| 03 Kampong Cham | 56,263 | 24,879 | 21,225 | 5,016 | 1,934 | 2,173 | 672 | 48 | 48 | 24 | 6 | 4 | 55,365 | 816 | 48 | 34 |
| 04 Kampong Chhnang | 19,690 | 7,444 | 8,486 | 2,113 | 725 | 640 | 195 | 65 | 11 | 6 | 1 | 4 | 19,448 | 221 | 10 | 11 |
| 05 Kampong Speu | 22,541 | 7,240 | 9,257 | 3,017 | 1,309 | 1,345 | 252 | 85 | 21 | 10 | 1 | 4 | 22,225 | 281 | 20 | 15 |
| 06 Kampong Thom | 22,284 | 9,186 | 9,114 | 2,160 | 794 | 734 | 192 | 83 | 15 | 6 | 3 | - | 22,025 | 239 | 14 | 6 |
| 07 Kampot | 17,042 | 7,351 | 6,769 | 1,348 | 537 | 659 | 281 | 61 | 28 | 5 | 3 | - | 16,722 | 286 | 26 | 8 |
| 08 Kandal | 40,531 | 21,622 | 12,410 | 2,766 | 1,270 | 1,541 | 486 | 285 | 70 | 40 | 11 | 20 | 39,693 | 702 | 66 | 70 |
| 09 Koh Kong | 5,051 | 2,150 | 1,685 | 548 | 258 | 322 | 60 | 23 | 3 | 1 | - | 1 | 4,979 | 67 | 3 | 2 |
| 10 Kratie | 11,046 | 5,987 | 3,394 | 784 | 330 | 357 | 129 | 47 | 6 | 1 | 1 | - | 10,883 | 155 | 6 | 2 |
| 11 Mondul Kiri | 2,222 | 685 | 857 | 291 | 143 | 204 | 31 | 10 | - | 1 | - | - | 2,184 | 37 | - | 1 |
| 12 Phnom Penh | 95,848 | 44,126 | 25,163 | 8,895 | 4,902 | 7,984 | 2,663 | 1,276 | 369 | 318 | 80 | 72 | 91,587 | 3,437 | 357 | 467 |
| 13 Preah Vihear | 29,933 | 12,888 | 12,371 | 2,522 | 964 | 1,016 | 157 | 21 | 3 | 6 | 1 | - | 29,532 | 374 | 20 | 7 |
| 14 Prey Veng | 12,075 | 5,383 | 4,506 | 1,098 | 384 | 476 | 157 | 50 | 8 | 3 | - | - | 11,885 | 179 | 8 | 3 |
| 15 Pursat | 5,480 | 2,128 | 2,193 | 572 | 251 | 250 | 56 | 24 | 5 | 2 | 1 | - | 5,399 | 76 | 4 | 1 |
| 16 Ratanak Kiri | 32,120 | 14,011 | 10,613 | 3,021 | 1,455 | 1,976 | 624 | 302 | 72 | 44 | 2 | 4 | 31,189 | 813 | 73 | 45 |
| 17 Siem Reap | 10,728 | 5,573 | 2,979 | 764 | 367 | 686 | 216 | 90 | 28 | 18 | 3 | 4 | 10,418 | 258 | 27 | 25 |
| 18 Preah Sihanouk | 4,665 | 1,691 | 1,976 | 474 | 196 | 254 | 51 | 16 | 7 | - | - | - | 4,600 | 58 | 7 | - |
| 19 Stung Treng | 15,245 | 4,912 | 6,427 | 1,884 | 880 | 826 | 201 | 68 | 17 | 19 | 7 | 4 | 14,976 | 224 | 15 | 30 |
| 20 Svay Rieng | 31,997 | 14,793 | 11,805 | 2,761 | 1,075 | 1,067 | 339 | 116 | 30 | 9 | 2 | - | 31,563 | 396 | 27 | 11 |
| 21 Takeo | 4,912 | 1,188 | 2,329 | 711 | 305 | 296 | 65 | 14 | 2 | 1 | 1 | - | 4,841 | 68 | 1 | 2 |
| 22 Oddar Meanchey | 1,635 | 762 | 537 | 126 | 50 | 89 | 39 | 11 | 1 | - | - | - | 1,589 | 45 | 1 | - |
| 23 Kep | 2,871 | 1,328 | 908 | 246 | 119 | 200 | 44 | 18 | 3 | 4 | 1 | - | 2,808 | 55 | 3 | 5 |
| 24 Pailin | 100 | 100 | 100 | 100 | 100 | 100 | 100 | 100 | 100 | 100 | 100 | 100 | 100 | 100 | 100 | 100 |
| Cambodia | 100 | 100 | 100 | 100 | 100 | 100 | 100 | 100 | 100 | 100 | 100 | 100 | 100 | 100 | 100 | 100 |
| 01 Banteay Meanchey | 4 | 4 | 4 | 5 | 5 | 5 | 5 | 4 | 3 | 2 | 2 | 5 | 4 | 5 | 3 | 2 |
| 02 Battambang | 7 | 7 | 6 | 7 | 7 | 7 | 7 | 7 | 5 | 3 | 3 | 7 | 7 | 7 | 5 | 2 |
| 03 Kampong Cham | 11 | 11 | 12 | 11 | 9 | 8 | 8 | 8 | 6 | 4 | 5 | 3 | 11 | 8 | 6 | 4 |
| 04 Kampong Chhnang | 4 | 3 | 5 | 5 | 3 | 2 | 2 | 2 | 1 | 1 | 1 | 3 | 4 | 2 | 2 | 1 |
| 05 Kampong Speu | 4 | 3 | 5 | 7 | 6 | 5 | 3 | 2 | 3 | 2 | 1 | 3 | 5 | 3 | 3 | 2 |
| 06 Kampong Thom | 4 | 4 | 5 | 5 | 4 | 4 | 2 | 2 | 2 | 1 | - | - | 2 | 2 | 2 | 1 |
| 07 Kampot | 3 | 3 | 4 | 3 | 3 | 3 | 3 | 2 | 3 | 3 | 2 | - | 3 | 3 | 3 | 1 |
| 08 Kandal | 8 | 10 | 7 | 6 | 6 | 6 | 6 | 9 | 8 | 7 | 9 | 17 | 8 | 7 | 8 | 9 |
| 09 Koh Kong | 1 | 1 | 1 | 1 | 1 | 1 | 1 | 1 | 0 | 0 | - | 1 | 1 | 1 | 0 | 0 |
| 10 Kratie | 2 | 3 | 2 | 2 | 2 | 1 | 2 | 1 | 1 | 0 | 1 | - | 2 | 2 | 1 | 0 |
| 11 Mondul Kiri | 0 | 0 | 0 | 1 | 1 | 1 | 0 | 0 | - | 0 | - | - | 0 | 0 | - | 0 |
| 12 Phnom Penh | 19 | 20 | 14 | 19 | 23 | 30 | 33 | 37 | 44 | 58 | 65 | 61 | 19 | 34 | 45 | 60 |
| 13 Preah Vihear | 1 | 1 | 1 | 1 | 1 | 1 | 0 | 0 | 0 | - | - | - | 1 | 0 | 0 | - |
| 14 Prey Veng | 6 | 6 | 7 | 5 | 5 | 4 | 3 | 3 | 3 | 1 | 1 | - | 6 | 4 | 3 | 1 |
| 15 Pursat | 2 | 2 | 3 | 2 | 2 | 2 | 2 | 1 | 1 | 1 | - | - | 2 | 2 | 1 | 0 |
| 16 Ratanak Kiri | 1 | 1 | 1 | 1 | 1 | 1 | 1 | 1 | 1 | 0 | - | - | 1 | 1 | 1 | 0 |
| 17 Siem Reap | 6 | 6 | 6 | 7 | 7 | 7 | 8 | 9 | 9 | 8 | 2 | - | 6 | 8 | 9 | 6 |
| 18 Preah Sihanouk | 2 | 3 | 2 | 2 | 2 | 3 | 3 | 3 | 3 | 3 | 2 | 3 | 2 | 3 | 3 | 3 |
| 19 Stung Treng | 1 | 1 | 1 | 1 | 1 | 1 | 0 | 1 | 1 | - | - | - | 1 | 1 | 1 | - |
| 20 Svay Rieng | 3 | 2 | 4 | 4 | 4 | 3 | 2 | 2 | 2 | 3 | 6 | 3 | 3 | 2 | 2 | 4 |
| 21 Takeo | 6 | 7 | 7 | 6 | 5 | 4 | 4 | 4 | 4 | 2 | 2 | - | 6 | 4 | 3 | 1 |
| 22 Oddar Meanchey | 0 | 0 | 0 | 0 | 0 | 0 | 0 | 0 | 0 | 0 | 1 | - | 1 | 1 | 0 | 0 |
| 23 Kep | 1 | 1 | 1 | 1 | 1 | 1 | 1 | 1 | 0 | 0 | - | - | 0 | 0 | 0 | - |
| 24 Pailin | 1 | 1 | 1 | 1 | 1 | 1 | 1 | 1 | 0 | 1 | 1 | - | 1 | 1 | 0 | 0 |

Annex Table 12 Number of Entities, Amounts of Annual Sales, Expenses and Profit and Loss : Province

| Province | Number of Entities | Amount of Annual Sales (USD) | Amount of Annual Expenses (USD) | Amount of Annual Profit and Loss (USD) |
|--|--------------------|------------------------------|---------------------------------|--|
| Number of Entities, Amounts of Annual Sales, Expenses and Profit and Loss | | | | |
| Cambodia | 496,355 | 12,678,385,624 | 10,978,911,872 | 1,699,473,752 |
| 01 Banteay Meanchey | 21,066 | 429,673,471 | 361,397,690 | 68,275,781 |
| 02 Battambang | 33,452 | 575,873,012 | 466,447,578 | 109,425,434 |
| 03 Kampong Cham | 55,569 | 715,792,598 | 602,352,295 | 113,440,303 |
| 04 Kampong Chhnang | 19,511 | 190,207,054 | 159,230,493 | 30,976,560 |
| 05 Kampong Speu | 22,406 | 311,767,673 | 311,456,290 | 311,382 |
| 06 Kampong Thom | 21,970 | 195,055,203 | 156,191,905 | 38,863,299 |
| 07 Kampot | 16,792 | 144,985,494 | 117,251,327 | 27,734,167 |
| 08 Kandal | 40,082 | 775,136,406 | 665,911,634 | 109,224,771 |
| 09 Koh Kong | 4,967 | 93,200,388 | 76,922,340 | 16,278,048 |
| 10 Kratie | 10,866 | 157,369,849 | 134,450,293 | 22,919,557 |
| 11 Mondul Kiri | 2,124 | 26,762,342 | 20,116,819 | 6,645,523 |
| 12 Phnom Penh | 93,119 | 7,026,734,265 | 6,302,504,300 | 724,229,964 |
| 13 Preah Vihear | 5,213 | 43,636,500 | 33,873,092 | 9,763,408 |
| 14 Prey Veng | 29,656 | 323,899,818 | 258,561,307 | 65,338,511 |
| 15 Pursat | 11,942 | 124,154,705 | 89,098,136 | 35,056,570 |
| 16 Ratanak Kiri | 5,341 | 129,504,523 | 96,272,599 | 33,231,924 |
| 17 Siem Reap | 31,360 | 511,330,799 | 398,050,571 | 113,280,228 |
| 18 Preah Sihanouk | 10,395 | 217,873,590 | 185,875,511 | 31,998,079 |
| 19 Stung Treng | 4,515 | 55,106,194 | 41,110,001 | 13,996,193 |
| 20 Svay Rieng | 15,004 | 207,694,503 | 164,505,667 | 43,188,837 |
| 21 Takeo | 31,744 | 288,145,174 | 230,359,686 | 57,785,488 |
| 22 Otdar Meanchey | 4,860 | 54,982,225 | 44,913,368 | 10,068,858 |
| 23 Kep | 1,604 | 15,951,694 | 11,438,516 | 4,513,178 |
| 24 Pailin | 2,797 | 63,548,145 | 50,620,454 | 12,927,691 |
| Concentration Rate of Number of Entities, Amounts of Annual Sales, Expenses, etc. | | | | |
| Cambodia | 100.0 | 100.0 | 100.0 | 100.0 |
| 01 Banteay Meanchey | 4.2 | 3.4 | 3.3 | 4.0 |
| 02 Battambang | 6.7 | 4.5 | 4.2 | 6.4 |
| 03 Kampong Cham | 11.2 | 5.6 | 5.5 | 6.7 |
| 04 Kampong Chhnang | 3.9 | 1.5 | 1.5 | 1.8 |
| 05 Kampong Speu | 4.5 | 2.5 | 2.8 | 0.0 |
| 06 Kampong Thom | 4.4 | 1.5 | 1.4 | 2.3 |
| 07 Kampot | 3.4 | 1.1 | 1.1 | 1.6 |
| 08 Kandal | 8.1 | 6.1 | 6.1 | 6.4 |
| 09 Koh Kong | 1.0 | 0.7 | 0.7 | 1.0 |
| 10 Kratie | 2.2 | 1.2 | 1.2 | 1.3 |
| 11 Mondul Kiri | 0.4 | 0.2 | 0.2 | 0.4 |
| 12 Phnom Penh | 18.8 | 55.4 | 57.4 | 42.6 |
| 13 Preah Vihear | 1.1 | 0.3 | 0.3 | 0.6 |
| 14 Prey Veng | 6.0 | 2.6 | 2.4 | 3.8 |
| 15 Pursat | 2.4 | 1.0 | 0.8 | 2.1 |
| 16 Ratanak Kiri | 1.1 | 1.0 | 0.9 | 2.0 |
| 17 Siem Reap | 6.3 | 4.0 | 3.6 | 6.7 |
| 18 Preah Sihanouk | 2.1 | 1.7 | 1.7 | 1.9 |
| 19 Stung Treng | 0.9 | 0.4 | 0.4 | 0.8 |
| 20 Svay Rieng | 3.0 | 1.6 | 1.5 | 2.5 |
| 21 Takeo | 6.4 | 2.3 | 2.1 | 3.4 |
| 22 Otdar Meanchey | 1.0 | 0.4 | 0.4 | 0.6 |
| 23 Kep | 0.3 | 0.1 | 0.1 | 0.3 |
| 24 Pailin | 0.6 | 0.5 | 0.5 | 0.8 |

Annex Table 13-1 Number of Entities by Size of Annual Sales: Province

| Province | Total | 0 | under 500 dollars | 500 - under 1,000 dollars | 1,000 - under 2,000 dollars | 2,000 - under 3,000 dollars | 3,000 - under 5,000 dollars | 5,000 - under 7,500 dollars | 7,500 - under 10,000 dollars | 10,000 - under 25,000 dollars | 25,000 - under 50,000 dollars | 50,000 dollars or more |
|---|---------|-------|-------------------------|------------------------------------|--------------------------------------|--------------------------------------|--------------------------------------|--------------------------------------|---------------------------------------|--|--|------------------------------|
| Number of Entities | | | | | | | | | | | | |
| Cambodia | 496,355 | 94 | 14,106 | 30,217 | 73,476 | 46,349 | 86,330 | 72,657 | 46,768 | 74,406 | 30,110 | 21,842 |
| 01 Banteay Meanchey | 21,066 | 11 | 349 | 962 | 2,649 | 1,658 | 3,601 | 3,136 | 2,280 | 3,758 | 1,682 | 980 |
| 02 Battambang | 33,452 | - | 467 | 1,480 | 3,953 | 2,529 | 5,665 | 5,097 | 3,680 | 5,999 | 2,757 | 1,825 |
| 03 Kampong Cham | 55,569 | - | 1,626 | 3,478 | 8,678 | 5,533 | 10,231 | 8,171 | 5,419 | 7,588 | 2,875 | 1,970 |
| 04 Kampong Chhnang | 19,511 | - | 1,017 | 1,653 | 3,801 | 2,477 | 3,695 | 2,572 | 1,343 | 1,868 | 639 | 446 |
| 05 Kampong Speu | 22,406 | - | 1,116 | 1,586 | 4,048 | 2,566 | 4,051 | 3,164 | 1,931 | 2,478 | 870 | 596 |
| 06 Kampong Thom | 21,970 | 1 | 1,125 | 2,027 | 4,115 | 2,515 | 3,904 | 2,830 | 1,819 | 2,313 | 781 | 540 |
| 07 Kampot | 16,792 | 1 | 482 | 1,218 | 2,966 | 2,118 | 3,455 | 2,229 | 1,434 | 1,945 | 617 | 327 |
| 08 Kandal | 40,082 | 2 | 1,182 | 2,892 | 6,376 | 4,236 | 7,302 | 6,136 | 3,525 | 5,187 | 1,991 | 1,253 |
| 09 Koh Kong | 4,967 | - | 107 | 131 | 528 | 360 | 799 | 914 | 516 | 877 | 376 | 359 |
| 10 Kratie | 10,866 | - | 205 | 512 | 1,460 | 1,017 | 2,210 | 1,589 | 1,220 | 1,611 | 631 | 411 |
| 11 Mondul Kiri | 2,124 | - | 44 | 75 | 264 | 170 | 433 | 280 | 258 | 352 | 150 | 98 |
| 12 Phnom Penh | 93,119 | 78 | 737 | 2,783 | 8,637 | 6,395 | 14,714 | 14,386 | 9,342 | 19,690 | 8,776 | 7,581 |
| 13 Preah Vihear | 5,213 | - | 618 | 423 | 908 | 404 | 795 | 683 | 427 | 589 | 244 | 122 |
| 14 Prey Veng | 29,656 | - | 1,028 | 2,785 | 5,933 | 3,179 | 5,440 | 3,785 | 2,504 | 3,054 | 1,178 | 770 |
| 15 Pursat | 11,942 | - | 293 | 573 | 1,826 | 1,175 | 2,337 | 1,988 | 1,194 | 1,607 | 588 | 361 |
| 16 Ratanak Kiri | 5,341 | - | 82 | 239 | 592 | 370 | 826 | 825 | 681 | 1,008 | 427 | 291 |
| 17 Siem Reap | 31,360 | - | 930 | 1,644 | 3,991 | 2,653 | 5,201 | 4,839 | 3,045 | 5,247 | 2,153 | 1,657 |
| 18 Preah Sihanouk | 10,395 | - | 91 | 239 | 1,084 | 914 | 1,935 | 1,825 | 1,082 | 1,899 | 810 | 516 |
| 19 Stung Treng | 4,515 | - | 347 | 387 | 599 | 349 | 695 | 637 | 420 | 689 | 244 | 148 |
| 20 Svay Rieng | 15,004 | 1 | 746 | 1,365 | 3,132 | 1,833 | 2,684 | 1,838 | 1,101 | 1,494 | 486 | 324 |
| 21 Takeo | 31,744 | - | 1,331 | 3,507 | 6,901 | 3,097 | 4,685 | 4,092 | 2,375 | 3,700 | 1,203 | 853 |
| 22 Otdar Meanchey | 4,860 | - | 98 | 155 | 583 | 455 | 927 | 828 | 624 | 710 | 285 | 195 |
| 23 Kep | 1,604 | - | 78 | 63 | 260 | 168 | 264 | 279 | 163 | 204 | 81 | 44 |
| 24 Pailin | 2,797 | - | 7 | 40 | 192 | 178 | 481 | 534 | 385 | 539 | 266 | 175 |
| Concentration Rate of Number of Entities | | | | | | | | | | | | |
| Cambodia | 100.0 | 100.0 | 100.0 | 100.0 | 100.0 | 100.0 | 100.0 | 100.0 | 100.0 | 100.0 | 100.0 | 100.0 |
| 01 Banteay Meanchey | 4.2 | 11.7 | 2.5 | 3.2 | 3.6 | 3.6 | 4.2 | 4.3 | 4.9 | 5.1 | 5.6 | 4.5 |
| 02 Battambang | 6.7 | - | 3.3 | 4.9 | 5.4 | 5.5 | 6.6 | 7.0 | 7.9 | 8.1 | 9.2 | 8.4 |
| 03 Kampong Cham | 11.2 | - | 11.5 | 11.5 | 11.8 | 11.9 | 11.9 | 11.2 | 11.6 | 10.2 | 9.5 | 9.0 |
| 04 Kampong Chhnang | 3.9 | - | 7.2 | 5.5 | 5.2 | 5.3 | 4.3 | 3.5 | 2.9 | 2.5 | 2.1 | 2.0 |
| 05 Kampong Speu | 4.5 | - | 7.9 | 5.2 | 5.5 | 5.5 | 4.7 | 4.4 | 4.1 | 3.3 | 2.9 | 2.7 |
| 06 Kampong Thom | 4.4 | 1.1 | 8.0 | 6.7 | 5.6 | 5.4 | 4.5 | 3.9 | 3.9 | 3.1 | 2.6 | 2.5 |
| 07 Kampot | 3.4 | 1.1 | 3.4 | 4.0 | 4.0 | 4.6 | 4.0 | 3.1 | 3.1 | 2.6 | 2.0 | 1.5 |
| 08 Kandal | 8.1 | 2.1 | 8.4 | 9.6 | 8.7 | 9.1 | 8.5 | 8.4 | 7.5 | 7.0 | 6.6 | 5.7 |
| 09 Koh Kong | 1.0 | - | 0.8 | 0.4 | 0.7 | 0.8 | 0.9 | 1.3 | 1.1 | 1.2 | 1.2 | 1.6 |
| 10 Kratie | 2.2 | - | 1.5 | 1.7 | 2.0 | 2.2 | 2.6 | 2.2 | 2.6 | 2.2 | 2.1 | 1.9 |
| 11 Mondul Kiri | 0.4 | - | 0.3 | 0.2 | 0.4 | 0.4 | 0.5 | 0.4 | 0.6 | 0.5 | 0.5 | 0.4 |
| 12 Phnom Penh | 18.8 | 83.0 | 5.2 | 9.2 | 11.8 | 13.8 | 17.0 | 19.8 | 20.0 | 26.5 | 29.1 | 34.7 |
| 13 Preah Vihear | 1.1 | - | 4.4 | 1.4 | 1.2 | 0.9 | 0.9 | 0.9 | 0.9 | 0.8 | 0.8 | 0.6 |
| 14 Prey Veng | 6.0 | - | 7.3 | 9.2 | 8.1 | 6.9 | 6.3 | 5.2 | 5.4 | 4.1 | 3.9 | 3.5 |
| 15 Pursat | 2.4 | - | 2.1 | 1.9 | 2.5 | 2.5 | 2.7 | 2.7 | 2.6 | 2.2 | 2.0 | 1.7 |
| 16 Ratanak Kiri | 1.1 | - | 0.6 | 0.8 | 0.8 | 0.8 | 1.0 | 1.1 | 1.5 | 1.4 | 1.4 | 1.3 |
| 17 Siem Reap | 6.3 | - | 6.6 | 5.4 | 5.4 | 5.7 | 6.0 | 6.7 | 6.5 | 7.1 | 7.2 | 7.6 |
| 18 Preah Sihanouk | 2.1 | - | 0.6 | 0.8 | 1.5 | 2.0 | 2.2 | 2.5 | 2.3 | 2.6 | 2.7 | 2.4 |
| 19 Stung Treng | 0.9 | - | 2.5 | 1.3 | 0.8 | 0.8 | 0.8 | 0.9 | 0.9 | 0.9 | 0.8 | 0.7 |
| 20 Svay Rieng | 3.0 | 1.1 | 5.3 | 4.5 | 4.3 | 4.0 | 3.1 | 2.5 | 2.4 | 2.0 | 1.6 | 1.5 |
| 21 Takeo | 6.4 | - | 9.4 | 11.6 | 9.4 | 6.7 | 5.4 | 5.6 | 5.1 | 5.0 | 4.0 | 3.9 |
| 22 Otdar Meanchey | 1.0 | - | 0.7 | 0.5 | 0.8 | 1.0 | 1.1 | 1.1 | 1.3 | 1.0 | 0.9 | 0.9 |
| 23 Kep | 0.3 | - | 0.6 | 0.2 | 0.4 | 0.4 | 0.3 | 0.4 | 0.3 | 0.3 | 0.3 | 0.2 |
| 24 Pailin | 0.6 | - | 0.0 | 0.1 | 0.3 | 0.4 | 0.6 | 0.7 | 0.8 | 0.7 | 0.9 | 0.8 |

Annex Table 13-2 Percentage of Number of Entities by Size of Annual Sales: Province

| Province | Total | 0 | under 500 dollars | 500 - under 1,000 dollars | 1,000 - under 2,000 dollars | 2,000 - under 3,000 dollars | 3,000 - under 5,000 dollars | 5,000 - under 7,500 dollars | 7,500 - under 10,000 dollars | 10,000 - under 25,000 dollars | 25,000 - under 50,000 dollars | 50,000 dollars or more |
|---------------------|-------|-----|-------------------|---------------------------|-----------------------------|-----------------------------|-----------------------------|-----------------------------|------------------------------|-------------------------------|-------------------------------|------------------------|
| Cambodia | 100.0 | 0.0 | 2.8 | 6.1 | 14.8 | 9.3 | 17.4 | 14.6 | 9.4 | 15.0 | 6.1 | 4.4 |
| 01 Banteay Meanchey | 100.0 | 0.1 | 1.7 | 4.6 | 12.6 | 7.9 | 17.1 | 14.9 | 10.8 | 17.8 | 8.0 | 4.7 |
| 02 Battambang | 100.0 | - | 1.4 | 4.4 | 11.8 | 7.6 | 16.9 | 15.2 | 11.0 | 17.9 | 8.2 | 5.5 |
| 03 Kampong Cham | 100.0 | - | 2.9 | 6.3 | 15.6 | 10.0 | 18.4 | 14.7 | 9.8 | 13.7 | 5.2 | 3.5 |
| 04 Kampong Chhnang | 100.0 | - | 5.2 | 8.5 | 19.5 | 12.7 | 18.9 | 13.2 | 6.9 | 9.6 | 3.3 | 2.3 |
| 05 Kampong Speu | 100.0 | - | 5.0 | 7.1 | 18.1 | 11.5 | 18.1 | 14.1 | 8.6 | 11.1 | 3.9 | 2.7 |
| 06 Kampong Thom | 100.0 | 0.0 | 5.1 | 9.2 | 18.7 | 11.4 | 17.8 | 12.9 | 8.3 | 10.5 | 3.6 | 2.5 |
| 07 Kampot | 100.0 | 0.0 | 2.9 | 7.3 | 17.7 | 12.6 | 20.6 | 13.3 | 8.5 | 11.6 | 3.7 | 1.9 |
| 08 Kandal | 100.0 | 0.0 | 2.9 | 7.2 | 15.9 | 10.6 | 18.2 | 15.3 | 8.8 | 12.9 | 5.0 | 3.1 |
| 09 Koh Kong | 100.0 | - | 2.2 | 2.6 | 10.6 | 7.2 | 16.1 | 18.4 | 10.4 | 17.7 | 7.6 | 7.2 |
| 10 Kratie | 100.0 | - | 1.9 | 4.7 | 13.4 | 9.4 | 20.3 | 14.6 | 11.2 | 14.8 | 5.8 | 3.8 |
| 11 Mondul Kiri | 100.0 | - | 2.1 | 3.5 | 12.4 | 8.0 | 20.4 | 13.2 | 12.1 | 16.6 | 7.1 | 4.6 |
| 12 Phnom Penh | 100.0 | 0.1 | 0.8 | 3.0 | 9.3 | 6.9 | 15.8 | 15.4 | 10.0 | 21.1 | 9.4 | 8.1 |
| 13 Preah Vihear | 100.0 | - | 11.9 | 8.1 | 17.4 | 7.7 | 15.3 | 13.1 | 8.2 | 11.3 | 4.7 | 2.3 |
| 14 Prey Veng | 100.0 | - | 3.5 | 9.4 | 20.0 | 10.7 | 18.3 | 12.8 | 8.4 | 10.3 | 4.0 | 2.6 |
| 15 Pursat | 100.0 | - | 2.5 | 4.8 | 15.3 | 9.8 | 19.6 | 16.6 | 10.0 | 13.5 | 4.9 | 3.0 |
| 16 Ratanak Kiri | 100.0 | - | 1.5 | 4.5 | 11.1 | 6.9 | 15.5 | 15.4 | 12.8 | 18.9 | 8.0 | 5.4 |
| 17 Siem Reap | 100.0 | - | 3.0 | 5.2 | 12.7 | 8.5 | 16.6 | 15.4 | 9.7 | 16.7 | 6.9 | 5.3 |
| 18 Preah Sihanouk | 100.0 | - | 0.9 | 2.3 | 10.4 | 8.8 | 18.6 | 17.6 | 10.4 | 18.3 | 7.8 | 5.0 |
| 19 Stung Treng | 100.0 | - | 7.7 | 8.6 | 13.3 | 7.7 | 15.4 | 14.1 | 9.3 | 15.3 | 5.4 | 3.3 |
| 20 Svay Rieng | 100.0 | 0.0 | 5.0 | 9.1 | 20.9 | 12.2 | 17.9 | 12.3 | 7.3 | 10.0 | 3.2 | 2.2 |
| 21 Takeo | 100.0 | - | 4.2 | 11.0 | 21.7 | 9.8 | 14.8 | 12.9 | 7.5 | 11.7 | 3.8 | 2.7 |
| 22 Otdar Meanchey | 100.0 | - | 2.0 | 3.2 | 12.0 | 9.4 | 19.1 | 17.0 | 12.8 | 14.6 | 5.9 | 4.0 |
| 23 Kep | 100.0 | - | 4.9 | 3.9 | 16.2 | 10.5 | 16.5 | 17.4 | 10.2 | 12.7 | 5.0 | 2.7 |
| 24 Pailin | 100.0 | - | 0.3 | 1.4 | 6.9 | 6.4 | 17.2 | 19.1 | 13.8 | 19.3 | 9.5 | 6.3 |

Annex Table 14-1 Number of Entities by Size of Annual Expenses: Province

| Province | Total | 0 | under 500 dollars | 500 - under 1,000 dollars | 1,000 - under 2,000 dollars | 2,000 - under 3,000 dollars | 3,000 - under 5,000 dollars | 5,000 - under 7,500 dollars | 7,500 - under 10,000 dollars | 10,000 - under 25,000 dollars | 25,000 - under 50,000 dollars | 50,000 dollars or more |
|---|---------|-------|-------------------------|------------------------------------|--------------------------------------|--------------------------------------|--------------------------------------|--------------------------------------|---------------------------------------|--|--|------------------------------|
| Number of Entities | | | | | | | | | | | | |
| Cambodia | 496,355 | 135 | 34,287 | 50,746 | 89,602 | 54,639 | 78,269 | 62,705 | 28,462 | 58,517 | 22,887 | 16,106 |
| 01 Banteay Meanchey | 21,066 | 11 | 1,193 | 1,749 | 3,336 | 2,081 | 3,315 | 2,891 | 1,415 | 3,109 | 1,264 | 702 |
| 02 Battambang | 33,452 | 52 | 1,563 | 2,610 | 5,110 | 3,298 | 5,250 | 4,709 | 2,403 | 4,973 | 2,133 | 1,351 |
| 03 Kampong Cham | 55,569 | 47 | 3,438 | 5,527 | 10,094 | 6,673 | 9,214 | 7,060 | 3,346 | 6,307 | 2,308 | 1,555 |
| 04 Kampong Chhnang | 19,511 | 7 | 2,395 | 3,124 | 4,168 | 2,133 | 2,669 | 1,870 | 815 | 1,424 | 553 | 353 |
| 05 Kampong Speu | 22,406 | - | 2,246 | 3,006 | 4,772 | 2,540 | 3,169 | 2,634 | 1,036 | 1,887 | 657 | 459 |
| 06 Kampong Thom | 21,970 | - | 2,526 | 3,184 | 4,168 | 2,491 | 3,322 | 2,322 | 1,069 | 1,832 | 624 | 432 |
| 07 Kampot | 16,792 | - | 1,194 | 2,011 | 3,521 | 2,249 | 2,826 | 1,835 | 909 | 1,525 | 472 | 250 |
| 08 Kandal | 40,082 | 1 | 3,055 | 4,339 | 7,300 | 4,991 | 6,715 | 4,832 | 2,325 | 4,062 | 1,486 | 976 |
| 09 Koh Kong | 4,967 | - | 227 | 306 | 687 | 544 | 846 | 769 | 323 | 691 | 310 | 264 |
| 10 Kratie | 10,866 | - | 595 | 886 | 1,727 | 1,412 | 1,866 | 1,444 | 740 | 1,374 | 479 | 343 |
| 11 Mondul Kiri | 2,124 | 1 | 74 | 140 | 465 | 253 | 345 | 268 | 134 | 266 | 107 | 71 |
| 12 Phnom Penh | 93,119 | 16 | 2,687 | 5,767 | 14,013 | 9,003 | 15,335 | 13,377 | 6,077 | 14,874 | 6,585 | 5,385 |
| 13 Preah Vihear | 5,213 | - | 880 | 643 | 972 | 488 | 686 | 575 | 197 | 515 | 173 | 84 |
| 14 Prey Veng | 29,656 | - | 2,598 | 4,328 | 6,399 | 3,586 | 4,245 | 3,201 | 1,401 | 2,435 | 870 | 593 |
| 15 Pursat | 11,942 | - | 664 | 1,366 | 2,554 | 1,426 | 1,994 | 1,539 | 571 | 1,174 | 432 | 222 |
| 16 Ratanak Kiri | 5,341 | - | 252 | 387 | 870 | 543 | 852 | 860 | 293 | 797 | 276 | 211 |
| 17 Siem Reap | 31,360 | - | 2,043 | 2,858 | 5,543 | 3,321 | 4,936 | 4,220 | 1,751 | 3,955 | 1,561 | 1,172 |
| 18 Preah Sihanouk | 10,395 | - | 258 | 583 | 1,643 | 1,233 | 1,882 | 1,531 | 679 | 1,572 | 607 | 407 |
| 19 Stung Treng | 4,515 | - | 624 | 523 | 714 | 414 | 718 | 514 | 244 | 492 | 184 | 88 |
| 20 Svay Rieng | 15,004 | - | 1,612 | 2,166 | 3,409 | 1,781 | 2,146 | 1,497 | 615 | 1,159 | 383 | 236 |
| 21 Takeo | 31,744 | - | 3,813 | 4,734 | 6,664 | 3,037 | 4,246 | 3,346 | 1,482 | 2,833 | 944 | 645 |
| 22 Otdar Meanchey | 4,860 | - | 160 | 289 | 806 | 575 | 931 | 736 | 358 | 640 | 212 | 153 |
| 23 Kep | 1,604 | - | 153 | 110 | 355 | 202 | 257 | 219 | 69 | 148 | 70 | 21 |
| 24 Pailin | 2,797 | - | 37 | 110 | 312 | 365 | 504 | 456 | 210 | 473 | 197 | 133 |
| Concentration Rate of Number of Entities | | | | | | | | | | | | |
| Cambodia | 100.0 | 100.0 | 100.0 | 100.0 | 100.0 | 100.0 | 100.0 | 100.0 | 100.0 | 100.0 | 100.0 | 100.0 |
| 01 Banteay Meanchey | 4.2 | 8.1 | 3.5 | 3.4 | 3.7 | 3.8 | 4.2 | 4.6 | 5.0 | 5.3 | 5.5 | 4.4 |
| 02 Battambang | 6.7 | 38.5 | 4.6 | 5.1 | 5.7 | 6.0 | 6.7 | 7.5 | 8.4 | 8.5 | 9.3 | 8.4 |
| 03 Kampong Cham | 11.2 | 34.8 | 10.0 | 10.9 | 11.3 | 12.2 | 11.8 | 11.3 | 11.8 | 10.8 | 10.1 | 9.7 |
| 04 Kampong Chhnang | 3.9 | 5.2 | 7.0 | 6.2 | 4.7 | 3.9 | 3.4 | 3.0 | 2.9 | 2.4 | 2.4 | 2.2 |
| 05 Kampong Speu | 4.5 | - | 6.6 | 5.9 | 5.3 | 4.6 | 4.0 | 4.2 | 3.6 | 3.2 | 2.9 | 2.8 |
| 06 Kampong Thom | 4.4 | - | 7.4 | 6.3 | 4.7 | 4.6 | 4.2 | 3.7 | 3.8 | 3.1 | 2.7 | 2.7 |
| 07 Kampot | 3.4 | - | 3.5 | 4.0 | 3.9 | 4.1 | 3.6 | 2.9 | 3.2 | 2.6 | 2.1 | 1.6 |
| 08 Kandal | 8.1 | 0.7 | 8.9 | 8.6 | 8.1 | 9.1 | 8.6 | 7.7 | 8.2 | 6.9 | 6.5 | 6.1 |
| 09 Koh Kong | 1.0 | - | 0.7 | 0.6 | 0.8 | 1.0 | 1.1 | 1.2 | 1.1 | 1.2 | 1.4 | 1.6 |
| 10 Kratie | 2.2 | - | 1.7 | 1.7 | 1.9 | 2.6 | 2.4 | 2.3 | 2.6 | 2.3 | 2.1 | 2.1 |
| 11 Mondul Kiri | 0.4 | 0.7 | 0.2 | 0.3 | 0.5 | 0.5 | 0.4 | 0.4 | 0.5 | 0.5 | 0.5 | 0.4 |
| 12 Phnom Penh | 18.8 | 11.9 | 7.8 | 11.4 | 15.6 | 16.5 | 19.6 | 21.3 | 21.4 | 25.4 | 28.8 | 33.4 |
| 13 Preah Vihear | 1.1 | - | 2.6 | 1.3 | 1.1 | 0.9 | 0.9 | 0.9 | 0.7 | 0.9 | 0.8 | 0.5 |
| 14 Prey Veng | 6.0 | - | 7.6 | 8.5 | 7.1 | 6.6 | 5.4 | 5.1 | 4.9 | 4.2 | 3.8 | 3.7 |
| 15 Pursat | 2.4 | - | 1.9 | 2.7 | 2.9 | 2.6 | 2.5 | 2.5 | 2.0 | 2.0 | 1.9 | 1.4 |
| 16 Ratanak Kiri | 1.1 | - | 0.7 | 0.8 | 1.0 | 1.0 | 1.1 | 1.4 | 1.0 | 1.4 | 1.2 | 1.3 |
| 17 Siem Reap | 6.3 | - | 6.0 | 5.6 | 6.2 | 6.1 | 6.3 | 6.7 | 6.2 | 6.8 | 6.8 | 7.3 |
| 18 Preah Sihanouk | 2.1 | - | 0.8 | 1.1 | 1.8 | 2.3 | 2.4 | 2.4 | 2.4 | 2.7 | 2.7 | 2.5 |
| 19 Stung Treng | 0.9 | - | 1.8 | 1.0 | 0.8 | 0.8 | 0.9 | 0.8 | 0.9 | 0.8 | 0.8 | 0.5 |
| 20 Svay Rieng | 3.0 | - | 4.7 | 4.3 | 3.8 | 3.3 | 2.7 | 2.4 | 2.2 | 2.0 | 1.7 | 1.5 |
| 21 Takeo | 6.4 | - | 11.1 | 9.3 | 7.4 | 5.6 | 5.4 | 5.3 | 5.2 | 4.8 | 4.1 | 4.0 |
| 22 Otdar Meanchey | 1.0 | - | 0.5 | 0.6 | 0.9 | 1.1 | 1.2 | 1.2 | 1.3 | 1.1 | 0.9 | 0.9 |
| 23 Kep | 0.3 | - | 0.4 | 0.2 | 0.4 | 0.4 | 0.3 | 0.3 | 0.2 | 0.3 | 0.3 | 0.1 |
| 24 Pailin | 0.6 | - | 0.1 | 0.2 | 0.3 | 0.7 | 0.6 | 0.7 | 0.7 | 0.8 | 0.9 | 0.8 |

Annex Table 14-2 Percentage of Number of Entities by Size of Annual Expenses: Province

| Province | Total | 0 | under 500 dollars | 500 - under 1,000 dollars | 1,000 - under 2,000 dollars | 2,000 - under 3,000 dollars | 3,000 - under 5,000 dollars | 5,000 - under 7,500 dollars | 7,500 - under 10,000 dollars | 10,000 - under 25,000 dollars | 25,000 - under 50,000 dollars | 50,000 dollars or more |
|---------------------|-------|-----|-------------------|---------------------------|-----------------------------|-----------------------------|-----------------------------|-----------------------------|------------------------------|-------------------------------|-------------------------------|------------------------|
| Cambodia | 100.0 | 0.0 | 6.9 | 10.2 | 18.1 | 11.0 | 15.8 | 12.6 | 5.7 | 11.8 | 4.6 | 3.2 |
| 01 Banteay Meanchey | 100.0 | 0.1 | 5.7 | 8.3 | 15.8 | 9.9 | 15.7 | 13.7 | 6.7 | 14.8 | 6.0 | 3.3 |
| 02 Battambang | 100.0 | 0.2 | 4.7 | 7.8 | 15.3 | 9.9 | 15.7 | 14.1 | 7.2 | 14.9 | 6.4 | 4.0 |
| 03 Kampong Cham | 100.0 | 0.1 | 6.2 | 9.9 | 18.2 | 12.0 | 16.6 | 12.7 | 6.0 | 11.3 | 4.2 | 2.8 |
| 04 Kampong Chhnang | 100.0 | 0.0 | 12.3 | 16.0 | 21.4 | 10.9 | 13.7 | 9.6 | 4.2 | 7.3 | 2.8 | 1.8 |
| 05 Kampong Speu | 100.0 | - | 10.0 | 13.4 | 21.3 | 11.3 | 14.1 | 11.8 | 4.6 | 8.4 | 2.9 | 2.0 |
| 06 Kampong Thom | 100.0 | - | 11.5 | 14.5 | 19.0 | 11.3 | 15.1 | 10.6 | 4.9 | 8.3 | 2.8 | 2.0 |
| 07 Kampot | 100.0 | - | 7.1 | 12.0 | 21.0 | 13.4 | 16.8 | 10.9 | 5.4 | 9.1 | 2.8 | 1.5 |
| 08 Kandal | 100.0 | 0.0 | 7.6 | 10.8 | 18.2 | 12.5 | 16.8 | 12.1 | 5.8 | 10.1 | 3.7 | 2.4 |
| 09 Koh Kong | 100.0 | - | 4.6 | 6.2 | 13.8 | 11.0 | 17.0 | 15.5 | 6.5 | 13.9 | 6.2 | 5.3 |
| 10 Kratie | 100.0 | - | 5.5 | 8.2 | 15.9 | 13.0 | 17.2 | 13.3 | 6.8 | 12.6 | 4.4 | 3.2 |
| 11 Mondul Kiri | 100.0 | 0.0 | 3.5 | 6.6 | 21.9 | 11.9 | 16.2 | 12.6 | 6.3 | 12.5 | 5.0 | 3.3 |
| 12 Phnom Penh | 100.0 | 0.0 | 2.9 | 6.2 | 15.0 | 9.7 | 16.5 | 14.4 | 6.5 | 16.0 | 7.1 | 5.8 |
| 13 Preah Vihear | 100.0 | - | 16.9 | 12.3 | 18.6 | 9.4 | 13.2 | 11.0 | 3.8 | 9.9 | 3.3 | 1.6 |
| 14 Prey Veng | 100.0 | - | 8.8 | 14.6 | 21.6 | 12.1 | 14.3 | 10.8 | 4.7 | 8.2 | 2.9 | 2.0 |
| 15 Pursat | 100.0 | - | 5.6 | 11.4 | 21.4 | 11.9 | 16.7 | 12.9 | 4.8 | 9.8 | 3.6 | 1.9 |
| 16 Ratanak Kiri | 100.0 | - | 4.7 | 7.2 | 16.3 | 10.2 | 16.0 | 16.1 | 5.5 | 14.9 | 5.2 | 4.0 |
| 17 Siem Reap | 100.0 | - | 6.5 | 9.1 | 17.7 | 10.6 | 15.7 | 13.5 | 5.6 | 12.6 | 5.0 | 3.7 |
| 18 Preah Sihanouk | 100.0 | - | 2.5 | 5.6 | 15.8 | 11.9 | 18.1 | 14.7 | 6.5 | 15.1 | 5.8 | 3.9 |
| 19 Stung Treng | 100.0 | - | 13.8 | 11.6 | 15.8 | 9.2 | 15.9 | 11.4 | 5.4 | 10.9 | 4.1 | 1.9 |
| 20 Svay Rieng | 100.0 | - | 10.7 | 14.4 | 22.7 | 11.9 | 14.3 | 10.0 | 4.1 | 7.7 | 2.6 | 1.6 |
| 21 Takeo | 100.0 | - | 12.0 | 14.9 | 21.0 | 9.6 | 13.4 | 10.5 | 4.7 | 8.9 | 3.0 | 2.0 |
| 22 Otdar Meanchey | 100.0 | - | 3.3 | 5.9 | 16.6 | 11.8 | 19.2 | 15.1 | 7.4 | 13.2 | 4.4 | 3.1 |
| 23 Kep | 100.0 | - | 9.5 | 6.9 | 22.1 | 12.6 | 16.0 | 13.7 | 4.3 | 9.2 | 4.4 | 1.3 |
| 24 Pailin | 100.0 | - | 1.3 | 3.9 | 11.2 | 13.0 | 18.0 | 16.3 | 7.5 | 16.9 | 7.0 | 4.8 |

Annex Table 15-1 Number of Entities by Size of Annual Profit and Loss: Province

| Province | Total | Under 0 dollar (loss) | 0 - under 250 dollars | 250 - under 500 dollars | 500 - under 750 dollars | 750 - under 1,000 dollars | 1,000 - under 1,500 dollars | 1,500 - under 2,000 dollars | 2,000 - under 3,000 dollars | 3,000 - under 5,000 dollars | 5,000 dollars or more | Not applicable 1) |
|---|---------|-----------------------|-----------------------|-------------------------|-------------------------|---------------------------|-----------------------------|-----------------------------|-----------------------------|-----------------------------|-----------------------|-------------------|
| Number of Entities | | | | | | | | | | | | |
| Cambodia | 496,355 | 12,329 | 64,351 | 54,657 | 64,343 | 35,211 | 56,827 | 69,931 | 34,862 | 45,041 | 58,602 | 201 |
| 01 Banteay Meanchey | 21,066 | 1,137 | 2,440 | 1,745 | 2,170 | 1,521 | 2,057 | 3,143 | 1,541 | 2,203 | 3,098 | 11 |
| 02 Battambang | 33,452 | 1,829 | 3,826 | 2,521 | 3,583 | 2,082 | 3,461 | 4,772 | 2,610 | 3,608 | 5,108 | 52 |
| 03 Kampong Cham | 55,569 | 1,572 | 8,538 | 7,454 | 8,164 | 4,030 | 6,446 | 7,489 | 3,327 | 4,014 | 4,488 | 47 |
| 04 Kampong Chhnang | 19,511 | 424 | 2,942 | 2,580 | 2,856 | 1,570 | 2,787 | 2,602 | 1,358 | 1,330 | 1,055 | 7 |
| 05 Kampong Speu | 22,406 | 209 | 3,546 | 2,670 | 3,304 | 1,490 | 3,010 | 3,423 | 1,437 | 1,777 | 1,540 | - |
| 06 Kampong Thom | 21,970 | 152 | 3,469 | 2,982 | 3,642 | 1,963 | 3,114 | 2,526 | 1,675 | 1,230 | 1,216 | 1 |
| 07 Kampot | 16,792 | 347 | 2,582 | 2,466 | 2,560 | 1,632 | 2,384 | 1,949 | 1,039 | 963 | 869 | 1 |
| 08 Kandal | 40,082 | 535 | 5,578 | 5,632 | 6,327 | 3,383 | 4,688 | 5,355 | 2,513 | 3,038 | 3,031 | 2 |
| 09 Koh Kong | 4,967 | 47 | 399 | 349 | 589 | 345 | 542 | 996 | 361 | 540 | 799 | - |
| 10 Kratie | 10,866 | 72 | 1,232 | 1,388 | 1,548 | 994 | 1,558 | 1,590 | 844 | 890 | 750 | - |
| 11 Mondul Kiri | 2,124 | 108 | 318 | 163 | 183 | 106 | 192 | 300 | 206 | 219 | 328 | 1 |
| 12 Phnom Penh | 93,119 | 3,190 | 7,037 | 5,519 | 8,078 | 5,341 | 9,119 | 13,899 | 8,050 | 12,536 | 20,272 | 78 |
| 13 Preah Vihear | 5,213 | 42 | 1,265 | 629 | 782 | 149 | 536 | 702 | 282 | 415 | 411 | - |
| 14 Prey Veng | 29,656 | 284 | 4,748 | 4,832 | 4,864 | 2,629 | 3,002 | 3,789 | 1,564 | 1,818 | 2,126 | - |
| 15 Pursat | 11,942 | 179 | 1,407 | 1,276 | 1,502 | 842 | 1,411 | 1,676 | 951 | 1,182 | 1,516 | - |
| 16 Ratanak Kiri | 5,341 | 97 | 488 | 346 | 478 | 324 | 503 | 1,051 | 403 | 682 | 969 | - |
| 17 Siem Reap | 31,360 | 854 | 3,581 | 2,774 | 3,498 | 1,832 | 3,581 | 4,676 | 2,306 | 3,221 | 5,037 | - |
| 18 Preah Sihanouk | 10,395 | 160 | 813 | 783 | 1,293 | 705 | 1,557 | 1,841 | 921 | 1,135 | 1,187 | - |
| 19 Stung Treng | 4,515 | 338 | 881 | 302 | 324 | 295 | 323 | 568 | 308 | 485 | 691 | - |
| 20 Svay Rieng | 15,004 | 132 | 2,674 | 2,148 | 2,497 | 1,259 | 1,858 | 1,784 | 824 | 903 | 924 | 1 |
| 21 Takeo | 31,744 | 515 | 5,599 | 5,197 | 4,652 | 2,175 | 3,522 | 4,262 | 1,698 | 2,058 | 2,066 | - |
| 22 Otdar Meanchey | 4,860 | 46 | 688 | 567 | 806 | 393 | 512 | 785 | 275 | 359 | 429 | - |
| 23 Kep | 1,604 | 52 | 169 | 172 | 207 | 32 | 234 | 220 | 151 | 141 | 226 | - |
| 24 Pailin | 2,797 | 8 | 131 | 162 | 436 | 119 | 430 | 533 | 218 | 294 | 466 | - |
| Concentration Rate of Number of Entities | | | | | | | | | | | | |
| Cambodia | 100.0 | 100.0 | 100.0 | 100.0 | 100.0 | 100.0 | 100.0 | 100.0 | 100.0 | 100.0 | 100.0 | 100.0 |
| 01 Banteay Meanchey | 4.2 | 9.2 | 3.8 | 3.2 | 3.4 | 4.3 | 3.6 | 4.5 | 4.4 | 4.9 | 5.3 | 5.5 |
| 02 Battambang | 6.7 | 14.8 | 5.9 | 4.6 | 5.6 | 5.9 | 6.1 | 6.8 | 7.5 | 8.0 | 8.7 | 25.9 |
| 03 Kampong Cham | 11.2 | 12.8 | 13.3 | 13.6 | 12.7 | 11.4 | 11.3 | 10.7 | 9.5 | 8.9 | 7.7 | 23.4 |
| 04 Kampong Chhnang | 3.9 | 3.4 | 4.6 | 4.7 | 4.4 | 4.5 | 4.9 | 3.7 | 3.9 | 3.0 | 1.8 | 3.5 |
| 05 Kampong Speu | 4.5 | 1.7 | 5.5 | 4.9 | 5.1 | 4.2 | 5.3 | 4.9 | 4.1 | 3.9 | 2.6 | - |
| 06 Kampong Thom | 4.4 | 1.2 | 5.4 | 5.5 | 5.7 | 5.6 | 5.5 | 3.6 | 4.8 | 2.7 | 2.1 | 0.5 |
| 07 Kampot | 3.4 | 2.8 | 4.0 | 4.5 | 4.0 | 4.6 | 4.2 | 2.8 | 3.0 | 2.1 | 1.5 | 0.5 |
| 08 Kandal | 8.1 | 4.3 | 8.7 | 10.3 | 9.8 | 9.6 | 8.2 | 7.7 | 7.2 | 6.7 | 5.2 | 1.0 |
| 09 Koh Kong | 1.0 | 0.4 | 0.6 | 0.6 | 0.9 | 1.0 | 1.0 | 1.4 | 1.0 | 1.2 | 1.4 | - |
| 10 Kratie | 2.2 | 0.6 | 1.9 | 2.5 | 2.4 | 2.8 | 2.7 | 2.3 | 2.4 | 2.0 | 1.3 | - |
| 11 Mondul Kiri | 0.4 | 0.9 | 0.5 | 0.3 | 0.3 | 0.3 | 0.3 | 0.4 | 0.6 | 0.5 | 0.6 | 0.5 |
| 12 Phnom Penh | 18.8 | 25.9 | 10.9 | 10.1 | 12.6 | 15.2 | 16.0 | 19.9 | 23.1 | 27.8 | 34.6 | 38.8 |
| 13 Preah Vihear | 1.1 | 0.3 | 2.0 | 1.2 | 1.2 | 0.4 | 0.9 | 1.0 | 0.8 | 0.9 | 0.7 | - |
| 14 Prey Veng | 6.0 | 2.3 | 7.4 | 8.8 | 7.6 | 7.5 | 5.3 | 5.4 | 4.5 | 4.0 | 3.6 | - |
| 15 Pursat | 2.4 | 1.5 | 2.2 | 2.3 | 2.3 | 2.4 | 2.5 | 2.4 | 2.7 | 2.6 | 2.6 | - |
| 16 Ratanak Kiri | 1.1 | 0.8 | 0.8 | 0.6 | 0.7 | 0.9 | 0.9 | 1.5 | 1.2 | 1.5 | 1.7 | - |
| 17 Siem Reap | 6.3 | 6.9 | 5.6 | 5.1 | 5.4 | 5.2 | 6.3 | 6.7 | 6.6 | 7.2 | 8.6 | - |
| 18 Preah Sihanouk | 2.1 | 1.3 | 1.3 | 1.4 | 2.0 | 2.0 | 2.7 | 2.6 | 2.6 | 2.5 | 2.0 | - |
| 19 Stung Treng | 0.9 | 2.7 | 1.4 | 0.6 | 0.5 | 0.8 | 0.6 | 0.8 | 0.9 | 1.1 | 1.2 | - |
| 20 Svay Rieng | 3.0 | 1.1 | 4.2 | 3.9 | 3.9 | 3.6 | 3.3 | 2.6 | 2.4 | 2.0 | 1.6 | 0.5 |
| 21 Takeo | 6.4 | 4.2 | 8.7 | 9.5 | 7.2 | 6.2 | 6.2 | 6.1 | 4.9 | 4.6 | 3.5 | - |
| 22 Otdar Meanchey | 1.0 | 0.4 | 1.1 | 1.0 | 1.3 | 1.1 | 0.9 | 1.1 | 0.8 | 0.8 | 0.7 | - |
| 23 Kep | 0.3 | 0.4 | 0.3 | 0.3 | 0.3 | 0.1 | 0.4 | 0.3 | 0.4 | 0.3 | 0.4 | - |
| 24 Pailin | 0.6 | 0.1 | 0.2 | 0.3 | 0.7 | 0.3 | 0.8 | 0.8 | 0.6 | 0.7 | 0.8 | - |

1) Both Annual Sales and Annual Expenses are zero.

Annex Table 15-2 Percentage of Number of Entities by Size of Annual Profit and Loss: Province

| Province | Total | Under 0 dollar (loss) | 0 - under 250 dollars | 250 - under 500 dollars | 500 - under 750 dollars | 750 - under 1,000 dollars | 1,000 - under 1,500 dollars | 1,500 - under 2,000 dollars | 2,000 - under 3,000 dollars | 3,000 - under 5,000 dollars | 5,000 or more | Not applicable 1) |
|---------------------|-------|-----------------------|-----------------------|-------------------------|-------------------------|---------------------------|-----------------------------|-----------------------------|-----------------------------|-----------------------------|---------------|-------------------|
| Cambodia | 100.0 | 2.5 | 13.0 | 11.0 | 13.0 | 7.1 | 11.4 | 14.1 | 7.0 | 9.1 | 11.8 | 0.0 |
| 01 Banteay Meanchey | 100.0 | 5.4 | 11.6 | 8.3 | 10.3 | 7.2 | 9.8 | 14.9 | 7.3 | 10.5 | 14.7 | 0.1 |
| 02 Battambang | 100.0 | 5.5 | 11.4 | 7.5 | 10.7 | 6.2 | 10.3 | 14.3 | 7.8 | 10.8 | 15.3 | 0.2 |
| 03 Kampong Cham | 100.0 | 2.8 | 15.4 | 13.4 | 14.7 | 7.3 | 11.6 | 13.5 | 6.0 | 7.2 | 8.1 | 0.1 |
| 04 Kampong Chhnang | 100.0 | 2.2 | 15.1 | 13.2 | 14.6 | 8.0 | 14.3 | 13.3 | 7.0 | 6.8 | 5.4 | 0.0 |
| 05 Kampong Speu | 100.0 | 0.9 | 15.8 | 11.9 | 14.7 | 6.7 | 13.4 | 15.3 | 6.4 | 7.9 | 6.9 | - |
| 06 Kampong Thom | 100.0 | 0.7 | 15.8 | 13.6 | 16.6 | 8.9 | 14.2 | 11.5 | 7.6 | 5.6 | 5.5 | 0.0 |
| 07 Kampot | 100.0 | 2.1 | 15.4 | 14.7 | 15.2 | 9.7 | 14.2 | 11.6 | 6.2 | 5.7 | 5.2 | 0.0 |
| 08 Kandal | 100.0 | 1.3 | 13.9 | 14.1 | 15.8 | 8.4 | 11.7 | 13.4 | 6.3 | 7.6 | 7.6 | 0.0 |
| 09 Koh Kong | 100.0 | 0.9 | 8.0 | 7.0 | 11.9 | 6.9 | 10.9 | 20.1 | 7.3 | 10.9 | 16.1 | - |
| 10 Kratie | 100.0 | 0.7 | 11.3 | 12.8 | 14.2 | 9.1 | 14.3 | 14.6 | 7.8 | 8.2 | 6.9 | - |
| 11 Mondul Kiri | 100.0 | 5.1 | 15.0 | 7.7 | 8.6 | 5.0 | 9.0 | 14.1 | 9.7 | 10.3 | 15.4 | 0.0 |
| 12 Phnom Penh | 100.0 | 3.4 | 7.6 | 5.9 | 8.7 | 5.7 | 9.8 | 14.9 | 8.6 | 13.5 | 21.8 | 0.1 |
| 13 Preah Vihear | 100.0 | 0.8 | 24.3 | 12.1 | 15.0 | 2.9 | 10.3 | 13.5 | 5.4 | 8.0 | 7.9 | - |
| 14 Prey Veng | 100.0 | 1.0 | 16.0 | 16.3 | 16.4 | 8.9 | 10.1 | 12.8 | 5.3 | 6.1 | 7.2 | - |
| 15 Pursat | 100.0 | 1.5 | 11.8 | 10.7 | 12.6 | 7.1 | 11.8 | 14.0 | 8.0 | 9.9 | 12.7 | - |
| 16 Ratanak Kiri | 100.0 | 1.8 | 9.1 | 6.5 | 8.9 | 6.1 | 9.4 | 19.7 | 7.5 | 12.8 | 18.1 | - |
| 17 Siem Reap | 100.0 | 2.7 | 11.4 | 8.8 | 11.2 | 5.8 | 11.4 | 14.9 | 7.4 | 10.3 | 16.1 | - |
| 18 Preah Sihanouk | 100.0 | 1.5 | 7.8 | 7.5 | 12.4 | 6.8 | 15.0 | 17.7 | 8.9 | 10.9 | 11.4 | - |
| 19 Stung Treng | 100.0 | 7.5 | 19.5 | 6.7 | 7.2 | 6.5 | 7.2 | 12.6 | 6.8 | 10.7 | 15.3 | - |
| 20 Svay Rieng | 100.0 | 0.9 | 17.8 | 14.3 | 16.6 | 8.4 | 12.4 | 11.9 | 5.5 | 6.0 | 6.2 | 0.0 |
| 21 Takeo | 100.0 | 1.6 | 17.6 | 16.4 | 14.7 | 6.9 | 11.1 | 13.4 | 5.3 | 6.5 | 6.5 | - |
| 22 Otdar Meanchey | 100.0 | 0.9 | 14.2 | 11.7 | 16.6 | 8.1 | 10.5 | 16.2 | 5.7 | 7.4 | 8.8 | - |
| 23 Kep | 100.0 | 3.2 | 10.5 | 10.7 | 12.9 | 2.0 | 14.6 | 13.7 | 9.4 | 8.8 | 14.1 | - |
| 24 Pailin | 100.0 | 0.3 | 4.7 | 5.8 | 15.6 | 4.3 | 15.4 | 19.1 | 7.8 | 10.5 | 16.7 | - |

1) Both Annual Sales and Annual Expenses are zero.

Annex Table 16-1 Annual Sales by Industry (Section): Province

| Province | Total | B Mining and quarrying | C Manufacturing | D Electricity, gas, steam and air condition- ing supply | E Water supply, sewage, waste management and remediation activities | F Construction | G Wholesale and retail trade; repair of motor vehicles and motorcycles | H Transporta- tion and storage | I Accommo- dation and food service activities | J Information and communi- cation | K Financial and insurance activities | L Real estate activities | M Professional, scientific and technical activities | N Adminis- trative and support service activities | P Education | Q Human health and social work activities | R Arts, entertainment and recreation | S Other service activities |
|---------------------|----------------|------------------------------|--------------------|--|---|-------------------|---|---|---|--|---|--------------------------------|--|--|----------------|---|---|----------------------------------|
| Cambodia | 12,678,385,624 | 55,220,777 | 2,819,848,003 | 563,882,981 | 47,858,062 | 64,934,443 | 5,282,084,207 | 190,651,560 | 953,835,235 | 567,394,685 | 823,420,600 | 23,759,639 | 25,260,691 | 98,425,691 | 214,743,513 | 482,898,718 | 161,245,917 | 302,920,911 |
| 01 Banteay Meanchey | 429,673,471 | 333,578 | 23,741,207 | 1,724,949 | 1,035,647 | 283,223 | 200,065,568 | 4,072,823 | 71,628,379 | 1,654,376 | 16,734,856 | - | 599,382 | 2,673,630 | 6,354,352 | 3,346,021 | 82,853,574 | 12,771,908 |
| 02 Battambang | 575,873,012 | 33,255 | 43,705,835 | 5,080,483 | 1,489,590 | 308,394 | 364,374,917 | 717,424 | 52,973,094 | 2,497,656 | 41,426,430 | 507,047 | 625,079 | 6,766,209 | 15,335,503 | 7,578,586 | 2,771,012 | 29,682,497 |
| 03 Kampong Cham | 715,792,598 | 530,994 | 112,790,077 | 6,863,413 | 1,212,248 | 315,960 | 445,025,647 | 1,267,212 | 64,220,359 | 1,116,306 | 26,595,078 | - | 543,255 | 7,424,445 | 13,991,694 | 6,335,319 | 5,000,710 | 22,559,884 |
| 04 Kampong Chhnang | 190,207,054 | 6,720 | 37,906,008 | 3,729,461 | 270,231 | 145,200 | 116,293,636 | 641,389 | 14,411,034 | 199,847 | 2,828,685 | - | 73,376 | 1,286,833 | 4,278,633 | 4,260,668 | 380,369 | 3,494,964 |
| 05 Kampong Speu | 311,767,673 | 861,741 | 117,227,242 | 2,771,435 | 1,948,054 | 54,600 | 145,861,893 | 254,598 | 17,488,708 | 165,399 | 2,465,329 | - | 111,053 | 3,575,158 | 6,227,809 | 2,355,434 | 877,078 | 9,522,141 |
| 06 Kampong Thom | 195,055,203 | 476,641 | 17,630,827 | 4,687,400 | 946,400 | 36,318 | 129,156,591 | 416,652 | 18,139,313 | 66,635 | 5,627,292 | - | 85,580 | 1,984,155 | 7,041,764 | 2,009,498 | 94,886 | 6,655,252 |
| 07 Kampot | 144,985,494 | 1,472,130 | 10,489,447 | 2,883,440 | 63,960 | 195,050 | 89,446,859 | 302,327 | 17,781,602 | 597,478 | 3,438,384 | 7,093 | 102,630 | 1,523,664 | 6,758,652 | 1,798,312 | 1,832,725 | 6,281,741 |
| 08 Kamdal | 775,136,406 | 688,850 | 399,788,687 | 4,921,900 | 702,539 | 73,790 | 260,738,391 | 5,936,102 | 48,249,388 | 650,837 | 13,263,023 | 160,388 | 420,265 | 6,359,577 | 11,282,911 | 4,263,810 | 1,422,103 | 16,213,844 |
| 09 Koh Kong | 93,200,388 | - | 7,206,651 | 1,243,970 | 48,550 | - | 58,733,861 | 135,158 | 14,049,083 | 29,358 | 3,947,050 | - | 34,563 | 213,448 | 987,795 | 575,114 | 4,151,343 | 1,844,445 |
| 10 Kratie | 157,369,849 | 1,440 | 33,339,546 | 3,592,263 | 284,054 | 200,000 | 89,177,662 | 339,367 | 15,330,759 | 254,290 | 3,058,516 | - | 45,285 | 1,008,914 | 4,434,103 | 1,882,337 | 889,468 | 3,531,848 |
| 11 Mondul Kiri | 26,762,342 | 239,163 | 996,414 | 105,753 | 1,680 | - | 18,823,054 | - | 3,442,995 | 56,850 | 608,820 | - | 3,650 | 93,970 | 601,071 | 352,236 | 488,420 | 948,266 |
| 12 Phnom Penh | 7,026,734,265 | 5,534,475 | 1,808,070,893 | 506,002,892 | 35,373,496 | 62,526,152 | 2,161,968,125 | 142,185,101 | 389,251,322 | 557,264,013 | 652,151,354 | 15,161,971 | 21,053,183 | 46,339,712 | 86,179,245 | 426,926,951 | 14,079,711 | 116,665,668 |
| 13 Preah Vihear | 43,636,500 | 15,000 | 2,876,613 | 882,872 | - | 102,000 | 31,175,154 | 47,952 | 3,993,915 | 22,950 | 745,950 | - | 58,600 | 382,167 | 1,442,884 | 465,701 | 270,781 | 1,153,961 |
| 14 Prey Veng | 323,899,818 | 204,540 | 27,424,368 | 3,501,036 | 343,047 | 462,798 | 223,180,578 | 3,845,461 | 20,294,945 | 61,970 | 10,061,650 | 73,000 | 150,879 | 5,243,579 | 9,438,237 | 2,970,267 | 755,174 | 15,888,291 |
| 15 Pursat | 124,154,705 | 8,220 | 6,892,489 | 3,944,841 | 366,325 | 84,000 | 85,693,354 | 286,504 | 13,556,485 | 189,253 | 211,080 | 14,400 | 147,300 | 702,349 | 4,010,668 | 1,145,193 | 660,933 | 6,261,313 |
| 16 Ratamak Kiri | 129,504,523 | 43,519,591 | 2,615,736 | 353,273 | - | - | 65,476,073 | 295,878 | 9,243,197 | 48,625 | 360,800 | - | 36,313 | 178,455 | 2,447,621 | 818,306 | 943,525 | 3,167,132 |
| 17 Siem Reap | 511,330,799 | 16,200 | 27,672,019 | 2,643,424 | 3,210,666 | 16,540 | 308,542,508 | 1,032,173 | 99,651,774 | 1,359,319 | 13,281,682 | 176,550 | 439,341 | 5,071,898 | 12,361,687 | 7,049,083 | 7,783,708 | 21,022,225 |
| 18 Preah Sihanouk | 217,873,590 | - | 31,744,697 | 1,710,616 | 88,981 | 60,000 | 97,567,619 | 27,162,668 | 37,804,053 | 476,455 | 1,680,155 | 7,632,900 | 274,932 | 340,735 | 3,814,462 | 1,225,557 | 1,487,582 | 4,902,179 |
| 19 Stung Treng | 55,106,194 | 3,000 | 4,861,972 | 191,589 | 140,925 | - | 38,945,603 | 93,143 | 6,889,104 | 39,420 | 32,400 | 7,560 | 57,625 | 156,049 | 1,843,887 | 870,718 | 243,913 | 729,286 |
| 20 Svay Rieng | 207,694,503 | - | 71,313,625 | 1,566,310 | 264,921 | 28,944 | 72,809,387 | 1,130,490 | 11,604,585 | 127,369 | 8,385,791 | 480 | 113,856 | 3,404,368 | 5,025,672 | 2,119,527 | 24,789,096 | 5,011,083 |
| 21 Takeo | 288,145,174 | 672,000 | 25,888,231 | 2,629,616 | 60,360 | 41,475 | 193,503,017 | 394,405 | 26,286,290 | 327,628 | 10,666,379 | - | 238,040 | 3,174,642 | 8,572,095 | 3,048,321 | 1,550,968 | 11,091,708 |
| 22 Oddar Meanchey | 54,982,225 | - | 2,539,243 | 1,176,353 | 6,388 | - | 40,927,045 | 5,040 | 5,560,228 | 96,074 | 845,776 | - | 7,656 | 127,795 | 1,152,700 | 756,704 | 271,090 | 1,510,146 |
| 23 Kep | 15,951,694 | 543,240 | 532,198 | 608,040 | - | - | 7,614,202 | 105,485 | 5,322,241 | 6,475 | 36,500 | 18,250 | 6,000 | 220,755 | 433,460 | 111,144 | - | 393,703 |
| 24 Pailin | 63,548,145 | 60,000 | 2,583,979 | 1,068,654 | - | - | 36,983,464 | 4,200 | 6,682,383 | 86,106 | 4,967,621 | - | 32,850 | 173,195 | 726,608 | 633,912 | 7,847,750 | 1,717,425 |

Annex Table 16-2 Concentration Rate of Annual Sales by Industry (Section): Province

| Province | Total | B Mining and quarrying | C Manufacturing | D Electricity, gas, steam and air conditioning supply | E Water supply, sewerage, waste management and remediation activities | F Construction | G Wholesale and retail trade; repair of motor vehicles and motorcycles | H Transportation and storage | I Accommodation and food service activities | J Information and communication | K Financial and insurance activities | L Real estate activities | M Professional, scientific and technical activities | N Administrative and support service activities | P Education | Q Human health and social work activities | R Arts, entertainment and recreation | S Other service activities |
|---------------------|-------|---------------------------------|--------------------|--|---|-------------------|--|---------------------------------------|---|--|--|-----------------------------------|--|--|----------------|---|--|-------------------------------------|
| Cambodia | 100.0 | 100.0 | 100.0 | 100.0 | 100.0 | 100.0 | 100.0 | 100.0 | 100.0 | 100.0 | 100.0 | 100.0 | 100.0 | 100.0 | 100.0 | 100.0 | 100.0 | 100.0 |
| 01 Banteay Meanchey | 3.4 | 0.6 | 0.8 | 0.3 | 2.2 | 0.4 | 3.8 | 2.1 | 7.5 | 0.3 | 2.0 | - | 2.4 | 2.7 | 3.0 | 0.7 | 51.3 | 4.2 |
| 02 Battambang | 4.5 | 0.1 | 1.5 | 0.9 | 3.1 | 0.5 | 6.9 | 0.4 | 5.6 | 0.4 | 5.0 | 2.1 | 2.5 | 6.9 | 7.1 | 1.6 | 1.7 | 9.8 |
| 03 Kampong Cham | 5.6 | 1.0 | 4.0 | 1.2 | 2.5 | 0.5 | 8.4 | 0.7 | 6.7 | 0.2 | 3.2 | - | 2.2 | 7.5 | 6.5 | 1.3 | 3.1 | 7.4 |
| 04 Kampong Chhnang | 1.5 | 0.0 | 1.3 | 0.7 | 0.6 | 0.2 | 2.2 | 0.3 | 1.5 | 0.0 | 0.3 | - | 0.3 | 1.3 | 2.0 | 0.9 | 0.2 | 1.2 |
| 05 Kampong Speu | 2.5 | 1.6 | 4.2 | 0.5 | 4.1 | 0.1 | 2.8 | 0.1 | 1.8 | 0.0 | 0.3 | - | 0.4 | 3.6 | 2.9 | 0.5 | 0.5 | 3.1 |
| 06 Kampong Thom | 1.5 | 0.9 | 0.6 | 0.8 | 2.0 | 0.1 | 2.4 | 0.2 | 1.9 | 0.0 | 0.7 | - | 0.3 | 2.0 | 3.3 | 0.4 | 0.1 | 2.2 |
| 07 Kampong | 1.1 | 2.7 | 0.4 | 0.5 | 0.1 | 0.3 | 1.7 | 0.2 | 1.9 | 0.1 | 0.4 | 0.0 | 0.4 | 1.5 | 3.1 | 0.4 | 1.1 | 2.1 |
| 08 Kandal | 6.1 | 1.2 | 14.2 | 0.9 | 1.5 | 0.1 | 4.9 | 3.1 | 5.1 | 0.1 | 1.6 | 0.7 | 1.7 | 6.5 | 5.3 | 0.9 | 0.9 | 5.4 |
| 09 Koh Kong | 0.7 | - | 0.3 | 0.2 | 0.1 | - | 1.1 | 0.1 | 1.5 | 0.0 | 0.5 | - | 0.1 | 0.2 | 0.5 | 0.1 | 2.6 | 0.6 |
| 10 Kratie | 1.2 | 0.0 | 1.2 | 0.6 | 0.6 | 0.3 | 1.7 | 0.2 | 1.6 | 0.0 | 0.4 | - | 0.2 | 1.0 | 2.1 | 0.4 | 0.6 | 1.2 |
| 11 Mondul Kiri | 0.2 | 0.4 | 0.0 | 0.0 | 0.0 | - | 0.4 | - | 0.4 | 0.0 | 0.1 | - | 0.0 | 0.1 | 0.3 | 0.1 | 0.3 | 0.3 |
| 12 Phnom Penh | 55.4 | 10.0 | 64.1 | 89.7 | 73.9 | 96.3 | 40.9 | 74.6 | 38.7 | 98.2 | 79.2 | 63.8 | 83.3 | 47.1 | 40.1 | 88.4 | 8.7 | 38.5 |
| 13 Preah Vihear | 0.3 | 0.0 | 0.1 | 0.2 | - | 0.2 | 0.6 | 0.0 | 0.4 | 0.0 | 0.1 | - | 0.2 | 0.4 | 0.7 | 0.1 | 0.2 | 0.4 |
| 14 Prey Veng | 2.6 | 0.4 | 1.0 | 0.6 | 0.7 | 0.7 | 4.2 | 2.0 | 2.1 | 0.0 | 1.2 | 0.3 | 0.6 | 5.3 | 4.4 | 0.6 | 0.5 | 5.2 |
| 15 Pursat | 1.0 | 0.0 | 0.2 | 0.7 | 0.8 | 0.1 | 1.6 | 0.1 | 1.4 | 0.0 | 0.0 | 0.1 | 0.6 | 0.7 | 1.9 | 0.2 | 0.4 | 2.1 |
| 16 Ratanak Kiri | 1.0 | 78.8 | 0.1 | 0.1 | - | - | 1.2 | 0.2 | 1.0 | 0.0 | 0.0 | - | 0.1 | 0.2 | 1.1 | 0.2 | 0.6 | 1.0 |
| 17 Siem Reap | 4.0 | 0.0 | 1.0 | 0.5 | 6.7 | 0.0 | 5.8 | 0.5 | 10.4 | 0.2 | 1.6 | 0.7 | 1.7 | 5.2 | 5.8 | 1.5 | 4.8 | 6.9 |
| 18 Preah Sihanouk | 1.7 | - | 1.1 | 0.3 | 0.2 | 0.1 | 1.8 | 14.2 | 4.0 | 0.1 | 0.2 | 32.1 | 1.1 | 0.3 | 1.8 | 0.3 | 0.9 | 1.6 |
| 19 Stung Treng | 0.4 | 0.0 | 0.2 | 0.0 | 0.3 | - | 0.7 | 0.0 | 0.7 | 0.0 | 0.0 | 0.0 | 0.2 | 0.2 | 0.9 | 0.2 | 0.2 | 0.2 |
| 20 Svay Rieng | 1.6 | - | 2.5 | 0.3 | 0.6 | 0.0 | 1.4 | 0.6 | 1.2 | 0.0 | 1.0 | 0.0 | 0.5 | 3.5 | 2.3 | 0.4 | 15.4 | 1.7 |
| 21 Takeo | 2.3 | 1.2 | 0.9 | 0.5 | 0.1 | 0.1 | 3.7 | 0.2 | 2.8 | 0.1 | 1.3 | - | 0.9 | 3.2 | 4.0 | 0.6 | 1.0 | 3.7 |
| 22 Oddar Meanchey | 0.4 | - | 0.1 | 0.2 | 0.0 | - | 0.8 | 0.0 | 0.6 | 0.0 | 0.1 | - | 0.0 | 0.1 | 0.5 | 0.2 | 0.2 | 0.5 |
| 23 Kep | 0.1 | 1.0 | 0.0 | 0.1 | - | - | 0.1 | 0.1 | 0.6 | 0.0 | 0.0 | 0.1 | 0.0 | 0.2 | 0.2 | 0.0 | - | 0.1 |
| 24 Pailin | 0.5 | 0.1 | 0.1 | 0.2 | - | - | 0.7 | 0.0 | 0.7 | 0.0 | 0.6 | - | 0.1 | 0.2 | 0.3 | 0.1 | 4.9 | 0.6 |

Annex Table 16-3 Percentage of Annual Sales by Industry (Section): Province

| Province | Total | B Mining and quarrying | C Manufac- turing | D Electricity, gas, steam and air condition- ing supply | E Water supply, sewerage, waste manage- ment and remedia- tion activities | F Construc- tion | G Wholesale and retail trade; repair of motor vehicles and motorcycles | H Transpor- tation and storage | I Accommo- dation and food service activities | J Informa- tion and communi- cation | K Financial and insurance activities | L Real estate activities | M Profession- al, scientific and technical activities | N Adminis- trative and support service activities | P Education | Q Human health and social work activities | R Arts, entertain- ment and recreation | S Other service activities |
|---------------------|-------|---------------------------------|-------------------------|--|--|------------------------|--|--|--|---|--|-----------------------------------|--|---|----------------|---|--|-------------------------------------|
| Cambodia | 100.0 | 0.4 | 22.2 | 4.4 | 0.4 | 0.5 | 41.7 | 1.5 | 7.5 | 4.5 | 6.5 | 0.2 | 0.2 | 0.8 | 1.7 | 3.8 | 1.3 | 2.4 |
| 01 Banteay Meanchey | 100.0 | 0.1 | 5.5 | 0.4 | 0.2 | 0.1 | 46.6 | 0.9 | 16.7 | 0.4 | 3.9 | - | 0.1 | 0.6 | 1.5 | 0.8 | 19.2 | 3.0 |
| 02 Battambang | 100.0 | 0.0 | 7.6 | 0.9 | 0.3 | 0.1 | 63.3 | 0.1 | 9.2 | 0.4 | 7.2 | 0.1 | 0.1 | 1.2 | 2.7 | 1.3 | 0.5 | 5.2 |
| 03 Kampong Cham | 100.0 | 0.1 | 15.8 | 1.0 | 0.2 | 0.0 | 62.2 | 0.2 | 9.0 | 0.2 | 3.7 | - | 0.1 | 1.0 | 2.0 | 0.9 | 0.7 | 3.2 |
| 04 Kampong Chhnang | 100.0 | 0.0 | 19.9 | 2.0 | 0.1 | 0.1 | 61.1 | 0.3 | 7.6 | 0.1 | 1.5 | - | 0.0 | 0.7 | 2.2 | 2.2 | 0.2 | 1.8 |
| 05 Kampong Speu | 100.0 | 0.3 | 37.6 | 0.9 | 0.6 | 0.0 | 46.8 | 0.1 | 5.6 | 0.1 | 0.8 | - | 0.0 | 1.1 | 2.0 | 0.8 | 0.3 | 3.1 |
| 06 Kampong Thom | 100.0 | 0.2 | 9.0 | 2.4 | 0.5 | 0.0 | 66.2 | 0.2 | 9.3 | 0.0 | 2.9 | - | 0.0 | 1.0 | 3.6 | 1.0 | 0.0 | 3.4 |
| 07 Kampot | 100.0 | 1.0 | 7.2 | 2.0 | 0.0 | 0.1 | 61.7 | 0.2 | 12.3 | 0.4 | 2.4 | 0.0 | 0.1 | 1.1 | 4.7 | 1.2 | 1.3 | 4.3 |
| 08 Kandal | 100.0 | 0.1 | 51.6 | 0.6 | 0.1 | 0.0 | 33.6 | 0.8 | 6.2 | 0.1 | 1.7 | 0.0 | 0.1 | 0.8 | 1.5 | 0.6 | 0.2 | 2.1 |
| 09 Koh Kong | 100.0 | - | 7.7 | 1.3 | 0.1 | - | 63.0 | 0.1 | 15.1 | 0.0 | 4.2 | - | 0.0 | 0.2 | 1.1 | 0.6 | 4.5 | 2.0 |
| 10 Kratie | 100.0 | 0.0 | 21.2 | 2.3 | 0.2 | 0.1 | 56.7 | 0.2 | 9.7 | 0.2 | 1.9 | - | 0.0 | 0.6 | 2.8 | 1.2 | 0.6 | 2.2 |
| 11 Mondul Kiri | 100.0 | 0.9 | 3.7 | 0.4 | 0.0 | - | 70.3 | - | 12.9 | 0.2 | 2.3 | - | 0.0 | 0.4 | 2.2 | 1.3 | 1.8 | 3.5 |
| 12 Phnom Penh | 100.0 | 0.1 | 25.7 | 7.2 | 0.5 | 0.9 | 30.8 | 2.0 | 5.3 | 7.9 | 9.3 | 0.2 | 0.3 | 0.7 | 1.2 | 6.1 | 0.2 | 1.7 |
| 13 Preah Vihear | 100.0 | 0.0 | 6.6 | 2.0 | - | 0.2 | 71.4 | 0.1 | 9.2 | 0.1 | 1.7 | - | 0.1 | 0.9 | 3.3 | 1.1 | 0.6 | 2.6 |
| 14 Prey Veng | 100.0 | 0.1 | 8.5 | 1.1 | 0.1 | 0.1 | 68.9 | 1.2 | 6.3 | 0.0 | 3.1 | 0.0 | 0.0 | 1.6 | 2.9 | 0.9 | 0.2 | 4.9 |
| 15 Pursat | 100.0 | 0.0 | 5.6 | 3.2 | 0.3 | 0.1 | 69.0 | 0.2 | 10.9 | 0.2 | 0.2 | 0.0 | 0.1 | 0.6 | 3.2 | 0.9 | 0.5 | 5.0 |
| 16 Ratanak Kiri | 100.0 | 33.6 | 2.0 | 0.3 | - | - | 50.6 | 0.2 | 7.1 | 0.0 | 0.3 | - | 0.0 | 0.1 | 1.9 | 0.6 | 0.7 | 2.4 |
| 17 Siem Reap | 100.0 | 0.0 | 5.4 | 0.5 | 0.6 | 0.0 | 60.3 | 0.2 | 19.5 | 0.3 | 2.6 | 0.0 | 0.1 | 1.0 | 2.4 | 1.4 | 1.5 | 4.1 |
| 18 Preah Sihanouk | 100.0 | - | 14.6 | 0.8 | 0.0 | 0.0 | 44.8 | 12.5 | 17.4 | 0.2 | 0.8 | 3.5 | 0.1 | 0.2 | 1.8 | 0.6 | 0.7 | 2.2 |
| 19 Stung Treng | 100.0 | 0.0 | 8.8 | 0.3 | 0.3 | - | 70.7 | 0.2 | 12.5 | 0.1 | 0.1 | 0.0 | 0.1 | 0.3 | 3.3 | 1.6 | 0.4 | 1.3 |
| 20 Svay Rieng | 100.0 | - | 34.3 | 0.8 | 0.1 | 0.0 | 35.1 | 0.5 | 5.6 | 0.1 | 4.0 | 0.0 | 0.1 | 1.6 | 2.4 | 1.0 | 11.9 | 2.4 |
| 21 Takeo | 100.0 | 0.2 | 9.0 | 0.9 | 0.0 | 0.0 | 67.2 | 0.1 | 9.1 | 0.1 | 3.7 | - | 0.1 | 1.1 | 3.0 | 1.1 | 0.5 | 3.8 |
| 22 Oddar Meanchey | 100.0 | - | 4.6 | 2.1 | 0.0 | - | 74.4 | 0.0 | 10.1 | 0.2 | 1.5 | - | 0.0 | 0.2 | 2.1 | 1.4 | 0.5 | 2.7 |
| 23 Kep | 100.0 | 3.4 | 3.3 | 3.8 | - | - | 47.7 | 0.7 | 33.4 | 0.0 | 0.2 | 0.1 | 0.0 | 1.4 | 2.7 | 0.7 | - | 2.5 |
| 24 Pailin | 100.0 | 0.1 | 4.1 | 1.7 | - | - | 58.2 | 0.0 | 10.5 | 0.1 | 7.8 | - | 0.1 | 0.3 | 1.1 | 1.0 | 12.3 | 2.7 |

Annex Table 17-1 Annual Expenses by Industry (Section): Province

| Province | Total | B Mining and quarrying | C Manufacturing | D Electricity, gas, steam and air condition- ing supply | E Water supply, sewage, waste management and remediation activities | F Construction | G Wholesale and retail trade; repair of motor vehicles and motorcycles | H Transportation and storage | I Accommodation and food service activities | J Information and communi- cation | K Financial and insurance activities | L Real estate activities | M Professional, scientific and technical activities | N Adminis- trative and support service activities | P Education | Q Human health and social work activities | R Arts, entertainment and recreation | S Other service activities |
|---------------------|----------------|------------------------------|--------------------|--|---|-------------------|---|------------------------------------|--|---|---|--------------------------------|--|--|----------------|---|---|----------------------------------|
| Cambodia | 10,978,811,872 | 43,254,593 | 2,676,006,700 | 479,375,854 | 38,162,436 | 65,767,617 | 4,424,576,484 | 170,984,073 | 692,923,896 | 583,917,439 | 757,923,002 | 24,260,142 | 20,892,090 | 68,803,192 | 192,359,247 | 357,348,417 | 146,724,254 | 235,732,436 |
| 01 Banteay Meanchey | 361,397,690 | 173,995 | 16,802,416 | 1,265,169 | 830,532 | 199,745 | 157,686,427 | 3,521,753 | 64,097,889 | 1,098,374 | 14,573,471 | - | 405,201 | 1,643,165 | 5,581,408 | 2,681,514 | 81,168,038 | 9,668,592 |
| 02 Battambang | 466,447,578 | 27,300 | 33,387,304 | 3,388,793 | 1,307,041 | 212,128 | 298,460,411 | 466,965 | 39,402,250 | 2,111,644 | 38,737,014 | 406,677 | 435,419 | 4,356,856 | 11,881,032 | 6,091,883 | 2,100,744 | 23,644,117 |
| 03 Kampong Cham | 602,352,295 | 308,369 | 104,790,834 | 5,569,018 | 1,073,189 | 241,427 | 371,042,085 | 847,850 | 49,799,811 | 797,859 | 24,892,570 | - | 361,096 | 4,751,862 | 13,284,243 | 4,687,282 | 3,368,357 | 16,556,444 |
| 04 Kampong Chhnang | 159,230,493 | 2,115 | 34,401,317 | 3,188,678 | 238,745 | 104,160 | 95,625,574 | 422,269 | 10,673,440 | 138,189 | 2,681,763 | - | 43,284 | 762,655 | 4,135,526 | 3,876,601 | 273,201 | 2,662,976 |
| 05 Kampong Speu | 311,456,290 | 1,056,933 | 156,037,387 | 2,126,040 | 1,945,115 | 36,600 | 117,669,278 | 192,273 | 12,764,835 | 170,819 | 2,320,822 | - | 65,254 | 2,071,402 | 5,920,113 | 1,403,610 | 837,217 | 6,838,592 |
| 06 Kampong Thom | 156,191,905 | 352,336 | 12,505,192 | 3,639,143 | 795,556 | 23,634 | 105,517,393 | 256,333 | 13,128,217 | 45,535 | 4,974,851 | - | 55,980 | 1,278,210 | 6,724,529 | 1,558,167 | 63,904 | 5,272,924 |
| 07 Kampot | 117,251,327 | 1,021,296 | 8,282,759 | 2,359,991 | 38,520 | 131,953 | 73,026,661 | 176,194 | 12,772,562 | 158,415 | 3,121,218 | 5,665 | 55,160 | 817,673 | 6,544,370 | 1,486,744 | 2,006,530 | 5,245,617 |
| 08 Kandal | 665,911,634 | 572,607 | 363,417,966 | 3,924,640 | 534,486 | 59,893 | 212,382,633 | 4,753,052 | 35,901,814 | 325,021 | 12,402,639 | 75,495 | 299,821 | 3,789,591 | 10,461,116 | 3,164,657 | 965,884 | 12,879,322 |
| 09 Koh Kong | 76,922,340 | - | 10,011,835 | 1,057,365 | 24,985 | - | 47,349,079 | 173,255 | 9,775,285 | 20,965 | 3,451,490 | - | 13,420 | 108,295 | 834,161 | 381,277 | 2,599,994 | 1,120,915 |
| 10 Kratie | 134,450,293 | 720 | 30,762,671 | 3,076,936 | 198,555 | 173,767 | 75,766,347 | 196,711 | 11,608,220 | 219,974 | 2,956,818 | - | 31,058 | 565,324 | 4,315,049 | 1,426,766 | 660,603 | 2,491,775 |
| 11 Mondul Kiri | 20,116,819 | 230,143 | 732,234 | 81,435 | 1,260 | - | 14,076,020 | - | 2,419,747 | 22,928 | 558,450 | - | 1,825 | 50,413 | 589,111 | 335,591 | 329,123 | 688,550 |
| 12 Phnom Penh | 6,302,504,300 | 6,838,144 | 1,751,631,500 | 433,967,119 | 27,830,611 | 63,999,662 | 1,907,508,480 | 129,850,418 | 238,784,631 | 576,820,614 | 599,559,114 | 16,353,665 | 18,113,522 | 37,779,940 | 75,379,438 | 312,806,940 | 10,975,710 | 94,304,792 |
| 13 Preah Vihear | 33,873,092 | 12,360 | 1,826,116 | 700,344 | - | 89,400 | 24,676,940 | 34,152 | 2,810,459 | 17,500 | 732,935 | - | 38,220 | 231,605 | 1,323,146 | 376,625 | 152,086 | 851,206 |
| 14 Prey Veng | 258,561,307 | 169,080 | 18,073,650 | 2,466,614 | 262,904 | 337,923 | 182,615,543 | 3,309,566 | 14,658,552 | 38,389 | 9,505,867 | 36,500 | 103,658 | 2,837,577 | 8,496,086 | 2,181,600 | 517,456 | 12,750,342 |
| 15 Pursat | 89,098,136 | 6,096 | 4,424,984 | 3,264,057 | 263,796 | 38,520 | 62,495,141 | 180,883 | 9,367,187 | 123,586 | 163,993 | 7,200 | 95,921 | 440,211 | 3,728,786 | 765,089 | 417,196 | 3,315,489 |
| 16 Ratanak Kiri | 96,272,599 | 31,467,579 | 1,711,379 | 282,353 | - | - | 50,344,414 | 148,716 | 6,287,800 | 26,034 | 84,825 | - | 30,935 | 115,779 | 2,391,444 | 603,855 | 776,095 | 2,001,391 |
| 17 Siem Reap | 398,050,571 | 10,800 | 18,277,347 | 2,064,774 | 2,283,608 | 12,485 | 233,342,111 | 658,175 | 84,408,468 | 887,581 | 11,845,666 | 116,880 | 288,677 | 3,156,491 | 11,039,595 | 6,468,099 | 7,322,155 | 15,866,668 |
| 18 Preah Sihanouk | 185,875,511 | - | 31,295,135 | 1,493,031 | 110,511 | 54,000 | 80,521,697 | 24,686,242 | 29,163,645 | 536,706 | 1,495,755 | 7,247,340 | 170,558 | 189,809 | 3,353,957 | 990,766 | 989,911 | 3,566,448 |
| 19 Stung Treng | 41,110,001 | 1,200 | 3,826,607 | 98,667 | 104,416 | - | 29,480,427 | 42,724 | 4,590,582 | 19,083 | 7,440 | 3,300 | 29,075 | 105,219 | 1,340,854 | 794,771 | 163,510 | 531,919 |
| 20 Svay Rieng | 164,505,667 | - | 51,900,132 | 1,085,331 | 268,289 | 24,672 | 57,456,805 | 700,580 | 8,832,030 | 78,756 | 8,206,260 | 120 | 55,733 | 1,814,729 | 4,837,442 | 1,779,329 | 23,676,902 | 3,787,575 |
| 21 Takeo | 230,359,686 | 571,200 | 17,858,952 | 1,935,518 | 47,600 | 27,650 | 157,422,257 | 309,263 | 19,117,591 | 122,509 | 10,307,595 | - | 182,418 | 1,597,620 | 8,125,133 | 2,308,577 | 1,194,017 | 9,231,797 |
| 22 Oddar Meanchey | 44,913,368 | - | 1,779,812 | 946,411 | 2,738 | - | 33,847,137 | 3,000 | 4,946,254 | 67,878 | 736,309 | - | 5,052 | 101,188 | 1,088,594 | 621,915 | 168,700 | 1,198,391 |
| 23 Kep | 11,438,516 | 382,720 | 299,684 | 546,095 | - | - | 5,853,060 | 53,630 | 3,452,213 | 3,395 | 3,650 | 7,300 | 3,600 | 119,887 | 397,448 | 73,419 | - | 226,415 |
| 24 Pailin | 50,620,454 | 39,600 | 1,969,487 | 848,113 | - | - | 30,180,566 | 1,080 | 4,753,414 | 64,677 | 4,502,488 | - | 6,205 | 117,691 | 606,686 | 483,351 | 6,016,920 | 1,030,178 |

Annex Table 17-2 Concentration Rate of Annual Expenses by Industry (Section): Province

| Province | Total | B Mining and quarrying | C Manufac- turing | D Electricity, gas, steam and air condition- ing supply | E Water supply, sewerage, waste manage- ment and remedia- tion activities | F Construc- tion | G Wholesale and retail trade; repair of motor vehicles and motorcycles | H Transpor- tation and storage activities | I Accommo- dation and food service activities | J Informa- tion and communi- cation activities | K Financial and insurance activities | L Real estate activities | M Profession- al, scientific and technical activities | N Adminis- trative and support service activities | P Education | Q Human health and social work activities | R Arts, entertain- ment and recreation | S Other service activities |
|---------------------|-------|---------------------------------|-------------------------|--|--|------------------------|--|--|--|---|--|-----------------------------------|--|---|----------------|---|--|-------------------------------------|
| Cambodia | 100.0 | 100.0 | 100.0 | 100.0 | 100.0 | 100.0 | 100.0 | 100.0 | 100.0 | 100.0 | 100.0 | 100.0 | 100.0 | 100.0 | 100.0 | 100.0 | 100.0 | 100.0 |
| 01 Banteay Meanchey | 3.3 | 0.4 | 0.6 | 0.3 | 2.2 | 0.3 | 3.6 | 2.1 | 9.3 | 0.2 | 1.9 | - | 1.9 | 2.4 | 2.9 | 0.8 | 55.3 | 4.1 |
| 02 Battambang | 4.2 | 0.1 | 1.2 | 0.7 | 3.4 | 0.3 | 6.7 | 0.3 | 5.7 | 0.4 | 5.1 | 1.7 | 2.1 | 6.3 | 6.2 | 1.7 | 1.4 | 10.0 |
| 03 Kampong Cham | 5.5 | 0.7 | 3.9 | 1.2 | 2.8 | 0.4 | 8.4 | 0.5 | 7.2 | 0.1 | 3.3 | - | 1.7 | 6.9 | 6.9 | 1.3 | 2.3 | 7.0 |
| 04 Kampong Chhnang | 1.5 | 0.0 | 1.3 | 0.7 | 0.6 | 0.2 | 2.2 | 0.2 | 1.5 | 0.0 | 0.4 | - | 0.2 | 1.1 | 2.1 | 1.1 | 0.2 | 1.1 |
| 05 Kampong Speu | 2.8 | 2.4 | 5.8 | 0.4 | 5.1 | 0.1 | 2.7 | 0.1 | 1.8 | 0.0 | 0.3 | - | 0.3 | 3.0 | 3.1 | 0.4 | 0.6 | 2.9 |
| 06 Kampong Thom | 1.4 | 0.8 | 0.5 | 0.8 | 2.1 | 0.0 | 2.4 | 0.1 | 1.9 | 0.0 | 0.7 | - | 0.3 | 1.9 | 3.5 | 0.4 | 0.0 | 2.2 |
| 07 Kampot | 1.1 | 2.4 | 0.3 | 0.5 | 0.1 | 0.2 | 1.7 | 0.1 | 1.8 | 0.0 | 0.4 | 0.0 | 0.3 | 1.2 | 3.4 | 0.4 | 1.4 | 2.2 |
| 08 Kandal | 6.1 | 1.3 | 13.6 | 0.8 | 1.4 | 0.1 | 4.8 | 2.8 | 5.2 | 0.1 | 1.6 | 0.3 | 1.4 | 5.5 | 5.4 | 0.9 | 0.7 | 5.5 |
| 09 Koh Kong | 0.7 | - | 0.4 | 0.2 | 0.1 | - | 1.1 | 0.1 | 1.4 | 0.0 | 0.5 | - | 0.1 | 0.2 | 0.4 | 0.1 | 1.8 | 0.5 |
| 10 Kratie | 1.2 | 0.0 | 1.1 | 0.6 | 0.5 | 0.3 | 1.7 | 0.1 | 1.7 | 0.0 | 0.4 | - | 0.1 | 0.8 | 2.2 | 0.4 | 0.5 | 1.1 |
| 11 Mondul Kiri | 0.2 | 0.5 | 0.0 | 0.0 | 0.0 | - | 0.3 | - | 0.3 | 0.0 | 0.1 | - | 0.0 | 0.1 | 0.3 | 0.1 | 0.2 | 0.3 |
| 12 Phnom Penh | 57.4 | 15.8 | 65.5 | 90.5 | 72.9 | 97.3 | 43.1 | 75.9 | 34.5 | 98.8 | 79.1 | 67.4 | 86.7 | 54.9 | 39.2 | 87.5 | 7.5 | 40.0 |
| 13 Preah Vihear | 0.3 | 0.0 | 0.1 | 0.1 | - | 0.1 | 0.6 | 0.0 | 0.4 | 0.0 | 0.1 | - | 0.2 | 0.3 | 0.7 | 0.1 | 0.1 | 0.4 |
| 14 Prey Veng | 2.4 | 0.4 | 0.7 | 0.5 | 0.7 | 0.5 | 4.1 | 1.9 | 2.1 | 0.0 | 1.3 | 0.2 | 0.5 | 4.1 | 4.4 | 0.6 | 0.4 | 5.4 |
| 15 Pursat | 0.8 | 0.0 | 0.2 | 0.7 | 0.7 | 0.1 | 1.4 | 0.1 | 1.4 | 0.0 | 0.0 | 0.0 | 0.5 | 0.6 | 1.9 | 0.2 | 0.3 | 1.4 |
| 16 Ratanak Kiri | 0.9 | 72.7 | 0.1 | 0.1 | - | - | 1.1 | 0.1 | 0.9 | 0.0 | 0.0 | - | 0.1 | 0.2 | 1.2 | 0.2 | 0.5 | 0.8 |
| 17 Siem Reap | 3.6 | 0.0 | 0.7 | 0.4 | 6.0 | 0.0 | 5.3 | 0.4 | 12.2 | 0.2 | 1.6 | 0.5 | 1.4 | 4.6 | 5.7 | 1.8 | 5.0 | 6.7 |
| 18 Preah Sihanouk | 1.7 | - | 1.2 | 0.3 | 0.3 | 0.1 | 1.8 | 14.4 | 4.2 | 0.1 | 0.2 | 29.9 | 0.8 | 0.3 | 1.7 | 0.3 | 0.7 | 1.5 |
| 19 Stung Treng | 0.4 | 0.0 | 0.1 | 0.0 | 0.3 | - | 0.7 | 0.0 | 0.7 | 0.0 | 0.0 | 0.0 | 0.1 | 0.2 | 0.7 | 0.2 | 0.1 | 0.2 |
| 20 Svay Rieng | 1.5 | - | 1.9 | 0.2 | 0.7 | 0.0 | 1.3 | 0.4 | 1.3 | 0.0 | 1.1 | 0.0 | 0.3 | 2.6 | 2.5 | 0.5 | 16.1 | 1.6 |
| 21 Takeo | 2.1 | 1.3 | 0.7 | 0.4 | 0.1 | 0.0 | 3.6 | 0.2 | 2.8 | 0.0 | 1.4 | - | 0.9 | 2.3 | 4.2 | 0.6 | 0.8 | 3.9 |
| 22 Oddar Meanchey | 0.4 | - | 0.1 | 0.2 | 0.0 | - | 0.8 | 0.0 | 0.6 | 0.0 | 0.1 | - | 0.0 | 0.1 | 0.6 | 0.2 | 0.1 | 0.5 |
| 23 Kep | 0.1 | 0.9 | 0.0 | 0.1 | - | - | 0.1 | 0.0 | 0.5 | 0.0 | 0.0 | 0.0 | 0.0 | 0.2 | 0.2 | 0.0 | - | 0.1 |
| 24 Pailin | 0.5 | 0.1 | 0.1 | 0.2 | - | - | 0.7 | 0.0 | 0.7 | 0.0 | 0.6 | - | 0.0 | 0.2 | 0.3 | 0.1 | 4.1 | 0.4 |

Annex Table 17-3 Percentage of Annual Expenses by Industry (Section): Province

| Province | Total | B Mining and quarrying | C Manufacturing | D Electricity, gas, steam and air conditioning supply | E Water supply; sewerage, waste management and remediation activities | F Construction | G Wholesale and retail trade; repair of motor vehicles and motorcycles | H Transportation and storage | I Accommodation and food service activities | J Information and communication | K Financial and insurance activities | L Real estate activities | M Professional, scientific and technical activities | N Administrative and support service activities | P Education | Q Human health and social work activities | R Arts, entertainment and recreation | S Other service activities |
|---------------------|-------|---------------------------------|--------------------|--|---|-------------------|--|---------------------------------------|---|---------------------------------------|--|-----------------------------------|--|--|----------------|---|--|-------------------------------------|
| Cambodia | 100.0 | 0.4 | 24.4 | 4.4 | 0.3 | 0.6 | 40.3 | 1.6 | 6.3 | 5.3 | 6.9 | 0.2 | 0.2 | 0.6 | 1.8 | 3.3 | 1.3 | 2.1 |
| 01 Banteay Meanchey | 100.0 | 0.0 | 4.6 | 0.4 | 0.2 | 0.1 | 43.6 | 1.0 | 17.7 | 0.3 | 4.0 | - | 0.1 | 0.5 | 1.5 | 0.7 | 22.5 | 2.7 |
| 02 Battambang | 100.0 | 0.0 | 7.2 | 0.7 | 0.3 | 0.0 | 64.0 | 0.1 | 8.4 | 0.5 | 8.3 | 0.1 | 0.1 | 0.9 | 2.5 | 1.3 | 0.5 | 5.1 |
| 03 Kampong Cham | 100.0 | 0.1 | 17.4 | 0.9 | 0.2 | 0.0 | 61.6 | 0.1 | 8.3 | 0.1 | 4.1 | - | 0.1 | 0.8 | 2.2 | 0.8 | 0.6 | 2.7 |
| 04 Kampong Chhnang | 100.0 | 0.0 | 21.6 | 2.0 | 0.1 | 0.1 | 60.1 | 0.3 | 6.7 | 0.1 | 1.7 | - | 0.0 | 0.5 | 2.6 | 2.4 | 0.2 | 1.7 |
| 05 Kampong Speu | 100.0 | 0.3 | 50.1 | 0.7 | 0.6 | 0.0 | 37.8 | 0.1 | 4.1 | 0.1 | 0.7 | - | 0.0 | 0.7 | 1.9 | 0.5 | 0.3 | 2.2 |
| 06 Kampong Thom | 100.0 | 0.2 | 8.0 | 2.3 | 0.5 | 0.0 | 67.6 | 0.2 | 8.4 | 0.0 | 3.2 | - | 0.0 | 0.8 | 4.3 | 1.0 | 0.0 | 3.4 |
| 07 Kampot | 100.0 | 0.9 | 7.1 | 2.0 | 0.0 | 0.1 | 62.3 | 0.2 | 10.9 | 0.1 | 2.7 | 0.0 | 0.0 | 0.7 | 5.6 | 1.3 | 1.7 | 4.5 |
| 08 Kandal | 100.0 | 0.1 | 54.6 | 0.6 | 0.1 | 0.0 | 31.9 | 0.7 | 5.4 | 0.0 | 1.9 | 0.0 | 0.0 | 0.6 | 1.6 | 0.5 | 0.1 | 1.9 |
| 09 Koh Kong | 100.0 | - | 13.0 | 1.4 | 0.0 | - | 61.6 | 0.2 | 12.7 | 0.0 | 4.5 | - | 0.0 | 0.1 | 1.1 | 0.5 | 3.4 | 1.5 |
| 10 Kratie | 100.0 | 0.0 | 22.9 | 2.3 | 0.1 | 0.1 | 56.4 | 0.1 | 8.6 | 0.2 | 2.2 | - | 0.0 | 0.4 | 3.2 | 1.1 | 0.5 | 1.9 |
| 11 Mondul Kiri | 100.0 | 1.1 | 3.6 | 0.4 | 0.0 | - | 70.0 | - | 12.0 | 0.1 | 2.8 | - | 0.0 | 0.3 | 2.9 | 1.7 | 1.6 | 3.4 |
| 12 Phnom Penh | 100.0 | 0.1 | 27.8 | 6.9 | 0.4 | 1.0 | 30.3 | 2.1 | 3.8 | 9.2 | 9.5 | 0.3 | 0.3 | 0.6 | 1.2 | 5.0 | 0.2 | 1.5 |
| 13 Preah Vihear | 100.0 | 0.0 | 5.4 | 2.1 | - | 0.3 | 72.9 | 0.1 | 8.3 | 0.1 | 2.2 | - | 0.1 | 0.7 | 3.9 | 1.1 | 0.4 | 2.5 |
| 14 Prey Veng | 100.0 | 0.1 | 7.0 | 1.0 | 0.1 | 0.1 | 70.7 | 1.3 | 5.7 | 0.0 | 3.7 | 0.0 | 0.0 | 1.1 | 3.3 | 0.8 | 0.2 | 4.9 |
| 15 Pursat | 100.0 | 0.0 | 5.0 | 3.7 | 0.3 | 0.0 | 70.1 | 0.2 | 10.5 | 0.1 | 0.2 | 0.0 | 0.1 | 0.5 | 4.2 | 0.9 | 0.5 | 3.7 |
| 16 Ratanak Kiri | 100.0 | 32.7 | 1.8 | 0.3 | - | - | 52.3 | 0.2 | 6.5 | 0.0 | 0.1 | - | 0.0 | 0.1 | 2.5 | 0.6 | 0.8 | 2.1 |
| 17 Siem Reap | 100.0 | 0.0 | 4.6 | 0.5 | 0.6 | 0.0 | 58.6 | 0.2 | 21.2 | 0.2 | 3.0 | 0.0 | 0.1 | 0.8 | 2.8 | 1.6 | 1.8 | 4.0 |
| 18 Preah Sihanouk | 100.0 | - | 16.8 | 0.8 | 0.1 | 0.0 | 43.3 | 13.3 | 15.7 | 0.3 | 0.8 | 3.9 | 0.1 | 0.1 | 1.8 | 0.5 | 0.5 | 1.9 |
| 19 Stung Treng | 100.0 | 0.0 | 9.3 | 0.2 | 0.3 | - | 71.7 | 0.1 | 11.2 | 0.0 | 0.0 | 0.0 | 0.1 | 0.3 | 3.3 | 1.9 | 0.3 | 1.3 |
| 20 Svay Rieng | 100.0 | - | 31.5 | 0.7 | 0.2 | 0.0 | 34.9 | 0.4 | 5.4 | 0.0 | 5.0 | 0.0 | 0.0 | 1.1 | 2.9 | 1.1 | 14.4 | 2.3 |
| 21 Takeo | 100.0 | 0.2 | 7.8 | 0.8 | 0.0 | 0.0 | 68.3 | 0.1 | 8.3 | 0.1 | 4.5 | - | 0.1 | 0.7 | 3.5 | 1.0 | 0.5 | 4.0 |
| 22 Oddar Meanchey | 100.0 | - | 4.0 | 2.1 | 0.0 | - | 75.4 | 0.0 | 9.7 | 0.2 | 1.6 | - | 0.0 | 0.2 | 2.4 | 1.4 | 0.4 | 2.7 |
| 23 Kep | 100.0 | 3.4 | 2.6 | 4.8 | - | - | 51.2 | 0.5 | 30.2 | 0.0 | 0.0 | 0.1 | 0.0 | 1.0 | 3.5 | 0.6 | - | 2.0 |
| 24 Pailin | 100.0 | 0.1 | 3.9 | 1.7 | - | - | 59.6 | 0.0 | 9.4 | 0.1 | 8.9 | - | 0.0 | 0.2 | 1.2 | 1.0 | 11.9 | 2.0 |

Annex Tables on Districts of Phnom Penh Municipality

Notes on the Statistical Tables

1. "-" denotes that there are no applicable figures.
2. "0" or "0.0" denotes below unit.

Annex Table D1-1 Numbers of Establishments and of Persons Engaged, and Average Number of Persons Engaged per Establishment by Sex of Representative, and Sex Ratio of Representatives: District

| District | Number of Establishments | | | Number of Persons Engaged | | | Average Number of Persons Engaged per Establishment | | | Sex Ratio of Representatives |
|------------------------|--------------------------|---------------------|-----------------------|---------------------------|---------------------|-----------------------|---|---------------------|-----------------------|------------------------------|
| | Total | Male Representative | Female Representative | Total | Male Representative | Female Representative | Total | Male Representative | Female Representative | |
| Cambodia | 505,134 | 176,130 | 329,004 | 1,673,390 | 947,946 | 725,444 | 3.3 | 5.4 | 2.2 | 54 |
| 12 Phnom Penh | 95,848 | 29,785 | 66,063 | 556,865 | 355,499 | 201,366 | 5.8 | 11.9 | 3.0 | 45 |
| 1201 Chamkar Mon | 16,591 | 5,137 | 11,454 | 80,572 | 48,386 | 32,186 | 4.9 | 9.4 | 2.8 | 45 |
| 1202 Doun Penh | 11,139 | 3,316 | 7,823 | 59,782 | 34,829 | 24,953 | 5.4 | 10.5 | 3.2 | 42 |
| 1203 Prampir Meakkakra | 8,783 | 2,621 | 6,162 | 26,528 | 12,403 | 14,125 | 3.0 | 4.7 | 2.3 | 43 |
| 1204 Tuol Kouk | 12,942 | 4,464 | 8,478 | 50,505 | 29,030 | 21,475 | 3.9 | 6.5 | 2.5 | 53 |
| 1205 Dangkao | 2,930 | 1,045 | 1,885 | 16,418 | 12,818 | 3,600 | 5.6 | 12.3 | 1.9 | 55 |
| 1206 Mean Chey | 13,937 | 4,101 | 9,836 | 80,072 | 56,873 | 23,199 | 5.7 | 13.9 | 2.4 | 42 |
| 1207 Ruessei Kaev | 10,956 | 3,311 | 7,645 | 68,035 | 41,457 | 26,578 | 6.2 | 12.5 | 3.5 | 43 |
| 1208 Sen Sok | 7,429 | 2,180 | 5,249 | 50,238 | 33,517 | 16,721 | 6.8 | 15.4 | 3.2 | 42 |
| 1209 Pou Senchey | 11,141 | 3,610 | 7,531 | 124,715 | 86,186 | 38,529 | 11.2 | 23.9 | 5.1 | 48 |

Concentration Rate of Numbers of Establishments and of Persons Engaged

| | | | | | | | | | |
|------------------------|-------|-------|-------|-------|-------|-------|-------|-------|-------|
| 12 Phnom Penh | 100.0 | 100.0 | 100.0 | 100.0 | 100.0 | 100.0 | 100.0 | 100.0 | 100.0 |
| 1201 Chamkar Mon | 17.3 | 17.2 | 17.3 | 14.5 | 13.6 | 16.0 | 16.0 | 16.0 | 16.0 |
| 1202 Doun Penh | 11.6 | 11.1 | 11.8 | 10.7 | 9.8 | 12.4 | 12.4 | 12.4 | 12.4 |
| 1203 Prampir Meakkakra | 9.2 | 8.8 | 9.3 | 4.8 | 3.5 | 7.0 | 7.0 | 7.0 | 7.0 |
| 1204 Tuol Kouk | 13.5 | 15.0 | 12.8 | 9.1 | 8.2 | 10.7 | 10.7 | 10.7 | 10.7 |
| 1205 Dangkao | 3.1 | 3.5 | 2.9 | 2.9 | 3.6 | 1.8 | 1.8 | 1.8 | 1.8 |
| 1206 Mean Chey | 14.5 | 13.8 | 14.9 | 14.4 | 16.0 | 11.5 | 11.5 | 11.5 | 11.5 |
| 1207 Ruessei Kaev | 11.4 | 11.1 | 11.6 | 12.2 | 11.7 | 13.2 | 13.2 | 13.2 | 13.2 |
| 1208 Sen Sok | 7.8 | 7.3 | 7.9 | 9.0 | 9.4 | 8.3 | 8.3 | 8.3 | 8.3 |
| 1209 Pou Senchey | 11.6 | 12.1 | 11.4 | 22.4 | 24.2 | 19.1 | 19.1 | 19.1 | 19.1 |

Annex Table D1-2 Number of Persons Engaged by their Sex and Sex of Representative, and Sex Ratio of Persons Engaged by Sex of Representative: District

| District | Total | | Male Representative | | Female Representative | | Sex Ratio of Persons Engaged | | | | |
|------------------------|-----------|-----------|----------------------------------|---------|-----------------------|---------|------------------------------|---------------------------|-----------------------------|----|--|
| | Total | Female | Total | Male | Total | Female | Total | Under male representative | Under female representative | | |
| | | | | | | | | | | | |
| Cambodia | 1,673,390 | 1,024,032 | 947,946 | 483,513 | 464,433 | 725,444 | 165,845 | 63 | 104 | 30 | |
| 12 Phnom Penh | 556,865 | 370,736 | 355,499 | 141,855 | 213,644 | 201,366 | 44,274 | 50 | 66 | 28 | |
| 1201 Chamkar Mon | 80,572 | 42,271 | 48,386 | 29,741 | 18,645 | 32,186 | 8,560 | 91 | 160 | 36 | |
| 1202 Doun Penh | 59,782 | 30,494 | 34,829 | 21,971 | 12,858 | 24,953 | 7,317 | 96 | 171 | 41 | |
| 1203 Prampir Meakkakra | 26,528 | 11,355 | 12,403 | 7,969 | 4,434 | 14,125 | 3,386 | 75 | 180 | 32 | |
| 1204 Tuol Kouk | 50,505 | 24,334 | 29,030 | 18,408 | 10,622 | 21,475 | 5,926 | 93 | 173 | 38 | |
| 1205 Dangkao | 16,418 | 4,750 | 12,818 | 3,829 | 8,989 | 3,600 | 921 | 41 | 43 | 34 | |
| 1206 Mean Chey | 80,072 | 22,318 | 56,873 | 17,013 | 39,860 | 23,199 | 5,305 | 39 | 43 | 30 | |
| 1207 Ruessei Kaev | 68,035 | 18,687 | 41,457 | 14,121 | 27,336 | 26,578 | 4,566 | 38 | 52 | 21 | |
| 1208 Sen Sok | 50,238 | 12,574 | 33,517 | 9,889 | 23,628 | 16,721 | 2,685 | 33 | 42 | 19 | |
| 1209 Pou Senchey | 124,715 | 24,522 | 86,186 | 18,914 | 67,272 | 38,529 | 5,608 | 24 | 28 | 17 | |
| | | | Number of Persons Engaged | | | | | | | | |

| District | Total | | Male Representative | | Female Representative | | Sex Ratio of Persons Engaged | | | |
|------------------------|-------|--------|--|-------|-----------------------|--------|------------------------------|---------------------------|-----------------------------|--|
| | Total | Female | Total | Male | Total | Female | Total | Under male representative | Under female representative | |
| | | | | | | | | | | |
| 12 Phnom Penh | 100.0 | 100.0 | 100.0 | 100.0 | 100.0 | 100.0 | 100.0 | 100.0 | 100.0 | |
| 1201 Chamkar Mon | 14.5 | 20.6 | 13.6 | 21.0 | 8.7 | 16.0 | 19.3 | 15.0 | 15.0 | |
| 1202 Doun Penh | 10.7 | 15.7 | 9.8 | 15.5 | 6.0 | 12.4 | 16.5 | 11.2 | 11.2 | |
| 1203 Prampir Meakkakra | 4.8 | 6.1 | 3.5 | 5.6 | 2.1 | 7.0 | 7.6 | 6.8 | 6.8 | |
| 1204 Tuol Kouk | 9.1 | 13.1 | 8.2 | 13.0 | 5.0 | 10.7 | 13.4 | 9.9 | 9.9 | |
| 1205 Dangkao | 2.9 | 2.6 | 3.6 | 2.7 | 4.2 | 1.8 | 2.1 | 1.7 | 1.7 | |
| 1206 Mean Chey | 14.4 | 12.0 | 16.0 | 12.0 | 18.7 | 11.5 | 12.0 | 11.4 | 11.4 | |
| 1207 Ruessei Kaev | 12.2 | 10.0 | 11.7 | 10.0 | 12.8 | 13.2 | 10.3 | 14.0 | 14.0 | |
| 1208 Sen Sok | 9.0 | 6.8 | 9.4 | 7.0 | 11.1 | 8.3 | 6.1 | 8.9 | 8.9 | |
| 1209 Pou Senchey | 22.4 | 13.2 | 24.2 | 13.3 | 31.5 | 19.1 | 12.7 | 21.0 | 21.0 | |
| | | | Concentration Rate of Number of Persons Engaged | | | | | | | |

**Annex Table D1-3 Percentages of Number of Establishments and of Number of Persons Engaged
by Sex of Representative: District**

| District | Number of Establishments | | | Number of Persons Engaged | | |
|------------------------|--------------------------|---------------------|-----------------------|---------------------------|---------------------|-----------------------|
| | Total | Male Representative | Female Representative | Total | Male Representative | Female Representative |
| Cambodia | 100.0 | 34.9 | 65.1 | 100.0 | 56.6 | 43.4 |
| 12 Phnom Penh | 100.0 | 31.1 | 68.9 | 100.0 | 63.8 | 36.2 |
| 1201 Chamkar Mon | 100.0 | 31.0 | 69.0 | 100.0 | 60.1 | 39.9 |
| 1202 Doun Penh | 100.0 | 29.8 | 70.2 | 100.0 | 58.3 | 41.7 |
| 1203 Prampir Meakkakra | 100.0 | 29.8 | 70.2 | 100.0 | 46.8 | 53.2 |
| 1204 Tuol Kouk | 100.0 | 34.5 | 65.5 | 100.0 | 57.5 | 42.5 |
| 1205 Dangkao | 100.0 | 35.7 | 64.3 | 100.0 | 78.1 | 21.9 |
| 1206 Mean Chey | 100.0 | 29.4 | 70.6 | 100.0 | 71.0 | 29.0 |
| 1207 Ruessei Kaev | 100.0 | 30.2 | 69.8 | 100.0 | 60.9 | 39.1 |
| 1208 Sen Sok | 100.0 | 29.3 | 70.7 | 100.0 | 66.7 | 33.3 |
| 1209 Pou Senchey | 100.0 | 32.4 | 67.6 | 100.0 | 69.1 | 30.9 |

**Annex Table D2-1 Numbers of Establishments and of Persons Engaged, and Average Number of Persons Engaged per Establishment
by Whether Single unit, Head or Branch office: District**

| District | Number of Establishments | | | | Number of Persons Engaged | | | | Average Number of Persons Engaged per Establishment | | | |
|---|--------------------------|-------------|-------------|---------------|---------------------------|-------------|-------------|---------------|---|-------------|-------------|---------------|
| | Total | Single unit | Head office | Branch office | Total | Single unit | Head office | Branch office | Total | Single unit | Head office | Branch office |
| Cambodia | 505,134 | 495,969 | 386 | 8,779 | 1,673,390 | 1,420,346 | 57,428 | 195,616 | 3.3 | 2.9 | 148.8 | 22.3 |
| 12 Phnom Penh | 95,848 | 92,798 | 321 | 2,729 | 556,865 | 418,661 | 44,592 | 93,612 | 5.8 | 4.5 | 138.9 | 34.3 |
| 1201 Chamkar Mon | 16,591 | 15,754 | 100 | 737 | 80,572 | 59,229 | 8,695 | 12,648 | 4.9 | 3.8 | 87.0 | 17.2 |
| 1202 Doun Penh | 11,139 | 10,637 | 96 | 406 | 59,782 | 41,104 | 12,902 | 5,776 | 5.4 | 3.9 | 134.4 | 14.2 |
| 1203 Prampir Meakkakra | 8,783 | 8,384 | 17 | 382 | 26,528 | 23,349 | 724 | 2,455 | 3.0 | 2.8 | 42.6 | 6.4 |
| 1204 Tuol Kouk | 12,942 | 12,530 | 46 | 366 | 50,505 | 42,984 | 1,388 | 6,133 | 3.9 | 3.4 | 30.2 | 16.8 |
| 1205 Dangkao | 2,930 | 2,866 | 1 | 63 | 16,418 | 11,901 | 129 | 4,388 | 5.6 | 4.2 | 129.0 | 69.7 |
| 1206 Mean Chey | 13,937 | 13,629 | 27 | 281 | 80,072 | 51,701 | 8,791 | 19,580 | 5.7 | 3.8 | 325.6 | 69.7 |
| 1207 Ruessei Kaev | 10,956 | 10,770 | 14 | 172 | 68,035 | 59,784 | 4,101 | 4,150 | 6.2 | 5.6 | 292.9 | 24.1 |
| 1208 Sen Sok | 7,429 | 7,266 | 9 | 154 | 50,238 | 39,883 | 702 | 9,653 | 6.8 | 5.5 | 78.0 | 62.7 |
| 1209 Pou Senchey | 11,141 | 10,962 | 11 | 168 | 124,715 | 88,726 | 7,160 | 28,829 | 11.2 | 8.1 | 650.9 | 171.6 |
| Concentration Rate of Numbers of Establishments and of Persons Engaged | | | | | | | | | | | | |
| 12 Phnom Penh | 100.0 | 100.0 | 100.0 | 100.0 | 100.0 | 100.0 | 100.0 | 100.0 | 100.0 | 100.0 | 100.0 | 100.0 |
| 1201 Chamkar Mon | 17.3 | 17.0 | 31.2 | 27.0 | 14.5 | 14.1 | 19.5 | 13.5 | 13.5 | 13.5 | 13.5 | 13.5 |
| 1202 Doun Penh | 11.6 | 11.5 | 29.9 | 14.9 | 10.7 | 9.8 | 28.9 | 6.2 | 6.2 | 6.2 | 6.2 | 6.2 |
| 1203 Prampir Meakkakra | 9.2 | 9.0 | 5.3 | 14.0 | 4.8 | 5.6 | 1.6 | 2.6 | 2.6 | 2.6 | 2.6 | 2.6 |
| 1204 Tuol Kouk | 13.5 | 13.5 | 14.3 | 13.4 | 9.1 | 10.3 | 3.1 | 6.6 | 6.6 | 6.6 | 6.6 | 6.6 |
| 1205 Dangkao | 3.1 | 3.1 | 0.3 | 2.3 | 2.9 | 2.8 | 0.3 | 4.7 | 4.7 | 4.7 | 4.7 | 4.7 |
| 1206 Mean Chey | 14.5 | 14.7 | 8.4 | 10.3 | 14.4 | 12.3 | 19.7 | 20.9 | 20.9 | 20.9 | 20.9 | 20.9 |
| 1207 Ruessei Kaev | 11.4 | 11.6 | 4.4 | 6.3 | 12.2 | 14.3 | 9.2 | 4.4 | 4.4 | 4.4 | 4.4 | 4.4 |
| 1208 Sen Sok | 7.8 | 7.8 | 2.8 | 5.6 | 9.0 | 9.5 | 1.6 | 10.3 | 10.3 | 10.3 | 10.3 | 10.3 |
| 1209 Pou Senchey | 11.6 | 11.8 | 3.4 | 6.2 | 22.4 | 21.2 | 16.1 | 30.8 | 30.8 | 30.8 | 30.8 | 30.8 |

**Annex Table D2-2 Percentages of Number of Establishments and of Number of Persons Engaged
by Whether Single unit, Head or Branch office: District**

| District | Number of Establishments | | | | Number of Persons Engaged | | | |
|------------------------|--------------------------|-------------|-------------|---------------|---------------------------|-------------|-------------|---------------|
| | Total | Single unit | Head office | Branch office | Total | Single unit | Head office | Branch office |
| Cambodia | 100.0 | 98.2 | 0.1 | 1.7 | 100.0 | 84.9 | 3.4 | 11.7 |
| 12 Phnom Penh | 100.0 | 96.8 | 0.3 | 2.8 | 100.0 | 75.2 | 8.0 | 16.8 |
| 1201 Chamkar Mon | 100.0 | 95.0 | 0.6 | 4.4 | 100.0 | 73.5 | 10.8 | 15.7 |
| 1202 Doun Penh | 100.0 | 95.5 | 0.9 | 3.6 | 100.0 | 68.8 | 21.6 | 9.7 |
| 1203 Prampir Meakkakra | 100.0 | 95.5 | 0.2 | 4.3 | 100.0 | 88.0 | 2.7 | 9.3 |
| 1204 Tuol Kouk | 100.0 | 96.8 | 0.4 | 2.8 | 100.0 | 85.1 | 2.7 | 12.1 |
| 1205 Dangkao | 100.0 | 97.8 | 0.0 | 2.2 | 100.0 | 72.5 | 0.8 | 26.7 |
| 1206 Mean Chey | 100.0 | 97.8 | 0.2 | 2.0 | 100.0 | 64.6 | 11.0 | 24.5 |
| 1207 Ruessei Kaev | 100.0 | 98.3 | 0.1 | 1.6 | 100.0 | 87.9 | 6.0 | 6.1 |
| 1208 Sen Sok | 100.0 | 97.8 | 0.1 | 2.1 | 100.0 | 79.4 | 1.4 | 19.2 |
| 1209 Pou Senchey | 100.0 | 98.4 | 0.1 | 1.5 | 100.0 | 71.1 | 5.7 | 23.1 |

**Annex Table D3-1 Numbers of Establishments and of Persons Engaged, and Average Number of Persons Engaged per Establishment
by Tenure of Business Place: District**

| District | Number of Establishments | | | | Number of Persons Engaged | | | | Average Number of Persons Engaged per Establishment | | | |
|---|--------------------------|---------|---------|-------------------|---------------------------|-----------|---------|-------------------|---|-------|--------|-------------------|
| | Total | Owned | Rented | Others (approved) | Total | Owned | Rented | Others (approved) | Total | Owned | Rented | Others (approved) |
| Cambodia | 505,134 | 347,170 | 121,852 | 36,112 | 1,673,390 | 1,001,822 | 594,675 | 76,893 | 3.3 | 2.9 | 4.9 | 2.1 |
| 12 Phnom Penh | 95,848 | 44,049 | 46,376 | 5,423 | 556,865 | 200,556 | 342,816 | 13,493 | 5.8 | 4.6 | 7.4 | 2.5 |
| 1201 Chamkar Mon | 16,591 | 7,008 | 8,960 | 623 | 80,572 | 26,968 | 51,775 | 1,829 | 4.9 | 3.8 | 5.8 | 2.9 |
| 1202 Doum Penh | 11,139 | 4,412 | 5,697 | 1,030 | 59,782 | 26,219 | 31,332 | 2,231 | 5.4 | 5.9 | 5.5 | 2.2 |
| 1203 Prampir Meakkakra | 8,783 | 4,120 | 4,263 | 400 | 26,528 | 12,194 | 13,506 | 828 | 3.0 | 3.0 | 3.2 | 2.1 |
| 1204 Tuol Kouk | 12,942 | 4,602 | 7,918 | 422 | 50,505 | 17,146 | 30,607 | 2,752 | 3.9 | 3.7 | 3.9 | 6.5 |
| 1205 Dangkao | 2,930 | 2,042 | 817 | 71 | 16,418 | 6,174 | 10,127 | 117 | 5.6 | 3.0 | 12.4 | 1.6 |
| 1206 Mean Chey | 13,937 | 7,154 | 5,813 | 970 | 80,072 | 30,777 | 47,212 | 2,083 | 5.7 | 4.3 | 8.1 | 2.1 |
| 1207 Ruessei Kaev | 10,956 | 5,535 | 4,637 | 784 | 68,035 | 26,681 | 39,575 | 1,779 | 6.2 | 4.8 | 8.5 | 2.3 |
| 1208 Sen Sok | 7,429 | 3,894 | 3,002 | 533 | 50,238 | 14,746 | 34,752 | 740 | 6.8 | 3.8 | 11.6 | 1.4 |
| 1209 Pou Senchey | 11,141 | 5,282 | 5,269 | 590 | 124,715 | 39,651 | 83,930 | 1,134 | 11.2 | 7.5 | 15.9 | 1.9 |
| 12 Phnom Penh | 100.0 | 100.0 | 100.0 | 100.0 | 100.0 | 100.0 | 100.0 | 100.0 | 3.3 | 2.9 | 4.9 | 2.1 |
| 1201 Chamkar Mon | 17.3 | 15.9 | 19.3 | 11.5 | 14.5 | 13.4 | 15.1 | 13.6 | 5.8 | 4.6 | 7.4 | 2.5 |
| 1202 Doum Penh | 11.6 | 10.0 | 12.3 | 19.0 | 10.7 | 13.1 | 9.1 | 16.5 | 4.9 | 3.8 | 5.8 | 2.9 |
| 1203 Prampir Meakkakra | 9.2 | 9.4 | 9.2 | 7.4 | 4.8 | 6.1 | 3.9 | 6.1 | 5.4 | 5.9 | 5.5 | 2.2 |
| 1204 Tuol Kouk | 13.5 | 10.4 | 17.1 | 7.8 | 9.1 | 8.5 | 8.9 | 20.4 | 3.0 | 3.0 | 3.2 | 2.1 |
| 1205 Dangkao | 3.1 | 4.6 | 1.8 | 1.3 | 2.9 | 3.1 | 3.0 | 0.9 | 3.9 | 3.7 | 3.9 | 6.5 |
| 1206 Mean Chey | 14.5 | 16.2 | 12.5 | 17.9 | 14.4 | 15.3 | 13.8 | 15.4 | 5.6 | 4.3 | 8.1 | 2.1 |
| 1207 Ruessei Kaev | 11.4 | 12.6 | 10.0 | 14.5 | 12.2 | 13.3 | 11.5 | 13.2 | 6.2 | 4.8 | 8.5 | 2.3 |
| 1208 Sen Sok | 7.8 | 8.8 | 6.5 | 9.8 | 9.0 | 7.4 | 10.1 | 5.5 | 6.8 | 3.8 | 11.6 | 1.4 |
| 1209 Pou Senchey | 11.6 | 12.0 | 11.4 | 10.9 | 22.4 | 19.8 | 24.5 | 8.4 | 11.2 | 7.5 | 15.9 | 1.9 |
| Concentration Rate of Numbers of Establishments and of Persons Engaged | 100.0 | 100.0 | 100.0 | 100.0 | 100.0 | 100.0 | 100.0 | 100.0 | 3.3 | 2.9 | 4.9 | 2.1 |

Annex Table D3-2 Percentages of Number of Establishments and of Number of Persons Engaged by Tenure of Business Place: District

| District | Number of Establishments | | | | Number of Persons Engaged | | | |
|------------------------|--------------------------|-------|--------|-------------------|---------------------------|-------|--------|-------------------|
| | Total | Owned | Rented | Others (approved) | Total | Owned | Rented | Others (approved) |
| Cambodia | 100.0 | 68.7 | 24.1 | 7.1 | 100.0 | 59.9 | 35.5 | 4.6 |
| 12 Phnom Penh | 100.0 | 46.0 | 48.4 | 5.7 | 100.0 | 36.0 | 61.6 | 2.4 |
| 1201 Chamkar Mon | 100.0 | 42.2 | 54.0 | 3.8 | 100.0 | 33.5 | 64.3 | 2.3 |
| 1202 Doun Penh | 100.0 | 39.6 | 51.1 | 9.2 | 100.0 | 43.9 | 52.4 | 3.7 |
| 1203 Prampir Meakkakra | 100.0 | 46.9 | 48.5 | 4.6 | 100.0 | 46.0 | 50.9 | 3.1 |
| 1204 Tuol Kouk | 100.0 | 35.6 | 61.2 | 3.3 | 100.0 | 33.9 | 60.6 | 5.4 |
| 1205 Dangkao | 100.0 | 69.7 | 27.9 | 2.4 | 100.0 | 37.6 | 61.7 | 0.7 |
| 1206 Mean Chey | 100.0 | 51.3 | 41.7 | 7.0 | 100.0 | 38.4 | 59.0 | 2.6 |
| 1207 Ruessei Kaev | 100.0 | 50.5 | 42.3 | 7.2 | 100.0 | 39.2 | 58.2 | 2.6 |
| 1208 Sen Sok | 100.0 | 52.4 | 40.4 | 7.2 | 100.0 | 29.4 | 69.2 | 1.5 |
| 1209 Pou Senchey | 100.0 | 47.4 | 47.3 | 5.3 | 100.0 | 31.8 | 67.3 | 0.9 |

Annex Table D4-1 Number of Establishments by Kind of Business Place: District

| District | Total | Street business | Home business | In apartment building | In traditional market | In modern shopping mall | Occupying exclusively one block or one building | Others |
|---|---------|-----------------|---------------|-----------------------|-----------------------|-------------------------|---|--------|
| Number of Establishments | | | | | | | | |
| Cambodia | 505,134 | 41,771 | 327,054 | 13,688 | 93,139 | 815 | 21,254 | 7,413 |
| 12 Phnom Penh | 95,848 | 11,118 | 50,029 | 4,904 | 26,076 | 707 | 2,087 | 927 |
| 1201 Chamkar Mon | 16,591 | 1,371 | 6,682 | 1,060 | 6,690 | 251 | 312 | 225 |
| 1202 Doun Penh | 11,139 | 1,744 | 4,361 | 818 | 3,563 | 406 | 118 | 129 |
| 1203 Prampir Meakkakra | 8,783 | 1,315 | 3,005 | 755 | 3,574 | 50 | 78 | 6 |
| 1204 Tuol Kouk | 12,942 | 1,438 | 6,773 | 623 | 3,750 | - | 178 | 180 |
| 1205 Dangkao | 2,930 | 150 | 1,989 | 296 | 346 | - | 128 | 21 |
| 1206 Mean Chey | 13,937 | 1,607 | 8,592 | 480 | 2,784 | - | 385 | 89 |
| 1207 Ruessei Kaev | 10,956 | 1,323 | 7,178 | 373 | 1,634 | - | 313 | 135 |
| 1208 Sen Sok | 7,429 | 865 | 4,907 | 341 | 1,004 | - | 255 | 57 |
| 1209 Pou Senchey | 11,141 | 1,305 | 6,542 | 158 | 2,731 | - | 320 | 85 |
| Concentration Rate of Number of Establishments | | | | | | | | |
| 12 Phnom Penh | 100.0 | 100.0 | 100.0 | 100.0 | 100.0 | 100.0 | 100.0 | 100.0 |
| 1201 Chamkar Mon | 17.3 | 12.3 | 13.4 | 21.6 | 25.7 | 35.5 | 14.9 | 24.3 |
| 1202 Doun Penh | 11.6 | 15.7 | 8.7 | 16.7 | 13.7 | 57.4 | 5.7 | 13.9 |
| 1203 Prampir Meakkakra | 9.2 | 11.8 | 6.0 | 15.4 | 13.7 | 7.1 | 3.7 | 0.6 |
| 1204 Tuol Kouk | 13.5 | 12.9 | 13.5 | 12.7 | 14.4 | - | 8.5 | 19.4 |
| 1205 Dangkao | 3.1 | 1.3 | 4.0 | 6.0 | 1.3 | - | 6.1 | 2.3 |
| 1206 Mean Chey | 14.5 | 14.5 | 17.2 | 9.8 | 10.7 | - | 18.4 | 9.6 |
| 1207 Ruessei Kaev | 11.4 | 11.9 | 14.3 | 7.6 | 6.3 | - | 15.0 | 14.6 |
| 1208 Sen Sok | 7.8 | 7.8 | 9.8 | 7.0 | 3.9 | - | 12.2 | 6.1 |
| 1209 Pou Senchey | 11.6 | 11.7 | 13.1 | 3.2 | 10.5 | - | 15.3 | 9.2 |

Annex Table D4-2 Number of Persons Engaged by Kind of Business Place: District

| District | Total | Street business | Home business | In apartment building | In traditional market | In modern shopping mall | Occupying exclusively one block or one building | Others |
|--|-----------|-----------------|---------------|-----------------------|-----------------------|-------------------------|---|--------|
| Number of Persons Engaged | | | | | | | | |
| Cambodia | 1,673,390 | 62,780 | 767,393 | 112,896 | 139,967 | 4,299 | 570,004 | 16,051 |
| 12 Phnom Penh | 556,865 | 16,419 | 160,932 | 69,381 | 40,795 | 4,029 | 261,631 | 3,678 |
| 1201 Chamkar Mon | 80,572 | 2,177 | 30,349 | 16,121 | 11,009 | 1,747 | 17,947 | 1,222 |
| 1202 Doun Penh | 59,782 | 2,818 | 21,480 | 13,802 | 5,582 | 1,921 | 13,819 | 360 |
| 1203 Prampir Meakkakra | 26,528 | 2,024 | 10,906 | 4,727 | 6,084 | 361 | 2,420 | 6 |
| 1204 Tuol Kouk | 50,505 | 2,049 | 25,208 | 7,155 | 6,048 | - | 9,525 | 520 |
| 1205 Dangkao | 16,418 | 211 | 4,404 | 1,024 | 456 | - | 10,265 | 58 |
| 1206 Mean Chey | 80,072 | 2,240 | 23,467 | 3,680 | 3,913 | - | 46,600 | 172 |
| 1207 Ruessei Kaev | 68,035 | 1,790 | 17,003 | 3,418 | 2,085 | - | 42,740 | 999 |
| 1208 Sen Sok | 50,238 | 1,103 | 11,147 | 2,857 | 1,172 | - | 33,856 | 103 |
| 1209 Pou Senchey | 124,715 | 2,007 | 16,968 | 16,597 | 4,446 | - | 84,459 | 238 |
| Concentration Rate of Number of Persons Engaged | | | | | | | | |
| 12 Phnom Penh | 100.0 | 100.0 | 100.0 | 100.0 | 100.0 | 100.0 | 100.0 | 100.0 |
| 1201 Chamkar Mon | 14.5 | 13.3 | 18.9 | 23.2 | 27.0 | 43.4 | 6.9 | 33.2 |
| 1202 Doun Penh | 10.7 | 17.2 | 13.3 | 19.9 | 13.7 | 47.7 | 5.3 | 9.8 |
| 1203 Prampir Meakkakra | 4.8 | 12.3 | 6.8 | 6.8 | 14.9 | 9.0 | 0.9 | 0.2 |
| 1204 Tuol Kouk | 9.1 | 12.5 | 15.7 | 10.3 | 14.8 | - | 3.6 | 14.1 |
| 1205 Dangkao | 2.9 | 1.3 | 2.7 | 1.5 | 1.1 | - | 3.9 | 1.6 |
| 1206 Mean Chey | 14.4 | 13.6 | 14.6 | 5.3 | 9.6 | - | 17.8 | 4.7 |
| 1207 Ruessei Kaev | 12.2 | 10.9 | 10.6 | 4.9 | 5.1 | - | 16.3 | 27.2 |
| 1208 Sen Sok | 9.0 | 6.7 | 6.9 | 4.1 | 2.9 | - | 12.9 | 2.8 |
| 1209 Pou Senchey | 22.4 | 12.2 | 10.5 | 23.9 | 10.9 | - | 32.3 | 6.5 |

Annex Table D4-3 Percentages of Number of Establishments and of Number of Persons Engaged by Kind of Business Place
: District

| District | Total | Street business | Home business | In apartment building | In traditional market | In modern shopping mall | Occupying exclusively one block or one building | Others |
|--|-------|-----------------|---------------|-----------------------|-----------------------|-------------------------|---|--------|
| Percentage of Number of Establishments | | | | | | | | |
| Cambodia | 100.0 | 8.3 | 64.7 | 2.7 | 18.4 | 0.2 | 4.2 | 1.5 |
| 12 Phnom Penh | 100.0 | 11.6 | 52.2 | 5.1 | 27.2 | 0.7 | 2.2 | 1.0 |
| 1201 Chamkar Mon | 100.0 | 8.3 | 40.3 | 6.4 | 40.3 | 1.5 | 1.9 | 1.4 |
| 1202 Doun Penh | 100.0 | 15.7 | 39.2 | 7.3 | 32.0 | 3.6 | 1.1 | 1.2 |
| 1203 Prampir Meakkakra | 100.0 | 15.0 | 34.2 | 8.6 | 40.7 | 0.6 | 0.9 | 0.1 |
| 1204 Tuol Kouk | 100.0 | 11.1 | 52.3 | 4.8 | 29.0 | - | 1.4 | 1.4 |
| 1205 Dangkao | 100.0 | 5.1 | 67.9 | 10.1 | 11.8 | - | 4.4 | 0.7 |
| 1206 Mean Chey | 100.0 | 11.5 | 61.6 | 3.4 | 20.0 | - | 2.8 | 0.6 |
| 1207 Ruessei Kaev | 100.0 | 12.1 | 65.5 | 3.4 | 14.9 | - | 2.9 | 1.2 |
| 1208 Sen Sok | 100.0 | 11.6 | 66.1 | 4.6 | 13.5 | - | 3.4 | 0.8 |
| 1209 Pou Senchey | 100.0 | 11.7 | 58.7 | 1.4 | 24.5 | - | 2.9 | 0.8 |
| Percentage of Number of Persons Engaged | | | | | | | | |
| Cambodia | 100.0 | 3.8 | 45.9 | 6.7 | 8.4 | 0.3 | 34.1 | 1.0 |
| 12 Phnom Penh | 100.0 | 2.9 | 28.9 | 12.5 | 7.3 | 0.7 | 47.0 | 0.7 |
| 1201 Chamkar Mon | 100.0 | 2.7 | 37.7 | 20.0 | 13.7 | 2.2 | 22.3 | 1.5 |
| 1202 Doun Penh | 100.0 | 4.7 | 35.9 | 23.1 | 9.3 | 3.2 | 23.1 | 0.6 |
| 1203 Prampir Meakkakra | 100.0 | 7.6 | 41.1 | 17.8 | 22.9 | 1.4 | 9.1 | 0.0 |
| 1204 Tuol Kouk | 100.0 | 4.1 | 49.9 | 14.2 | 12.0 | - | 18.9 | 1.0 |
| 1205 Dangkao | 100.0 | 1.3 | 26.8 | 6.2 | 2.8 | - | 62.5 | 0.4 |
| 1206 Mean Chey | 100.0 | 2.8 | 29.3 | 4.6 | 4.9 | - | 58.2 | 0.2 |
| 1207 Ruessei Kaev | 100.0 | 2.6 | 25.0 | 5.0 | 3.1 | - | 62.8 | 1.5 |
| 1208 Sen Sok | 100.0 | 2.2 | 22.2 | 5.7 | 2.3 | - | 67.4 | 0.2 |
| 1209 Pou Senchey | 100.0 | 1.6 | 13.6 | 13.3 | 3.6 | - | 67.7 | 0.2 |

Annex Table D4-4 Average Number of Persons Engaged per Establishment by Kind of Business Place: District

| District | Total | Street business | Home business | In apartment building | In traditional market | In modern shopping mall | Occupying exclusively one block or one building | Others |
|------------------------|-------|-----------------|---------------|-----------------------|-----------------------|-------------------------|---|--------|
| Cambodia | 3.3 | 1.5 | 2.3 | 8.2 | 1.5 | 5.3 | 26.8 | 2.2 |
| 12 Phnom Penh | 5.8 | 1.5 | 3.2 | 14.1 | 1.6 | 5.7 | 125.4 | 4.0 |
| 1201 Chamkar Mon | 4.9 | 1.6 | 4.5 | 15.2 | 1.6 | 7.0 | 57.5 | 5.4 |
| 1202 Doun Penh | 5.4 | 1.6 | 4.9 | 16.9 | 1.6 | 4.7 | 117.1 | 2.8 |
| 1203 Prampir Meakkakra | 3.0 | 1.5 | 3.6 | 6.3 | 1.7 | 7.2 | 31.0 | 1.0 |
| 1204 Tuol Kouk | 3.9 | 1.4 | 3.7 | 11.5 | 1.6 | - | 53.5 | 2.9 |
| 1205 Dangkao | 5.6 | 1.4 | 2.2 | 3.5 | 1.3 | - | 80.2 | 2.8 |
| 1206 Mean Chey | 5.7 | 1.4 | 2.7 | 7.7 | 1.4 | - | 121.0 | 1.9 |
| 1207 Ruessei Kaev | 6.2 | 1.4 | 2.4 | 9.2 | 1.3 | - | 136.5 | 7.4 |
| 1208 Sen Sok | 6.8 | 1.3 | 2.3 | 8.4 | 1.2 | - | 132.8 | 1.8 |
| 1209 Pou Senchey | 11.2 | 1.5 | 2.6 | 105.0 | 1.6 | - | 263.9 | 2.8 |

Annex Table D5-1 Number of Establishments by Area of Business Place: District

| District | Total | Number of Establishments | | | | | | | | | | 500m ² - under 1,000m ² | 1,000m ² or more |
|------------------------|---------|--------------------------|---|--|--|---|--|--|---|--------------------------------|--|---|--------------------------------|
| | | Under 5m ² | 5m ² - under 10m ² | 10m ² - under 30m ² | 30m ² - under 50m ² | 50m ² - under 100m ² | 100m ² - under 200m ² | 200m ² - under 500m ² | 500m ² - under 1,000m ² | 1,000m ² or more | | | |
| Cambodia | 505,134 | 131,758 | 133,405 | 121,055 | 53,903 | 28,877 | 16,135 | 4,649 | 1,886 | 13,466 | | | |
| 12 Phnom Penh | 95,848 | 33,774 | 20,697 | 18,829 | 9,866 | 6,480 | 3,621 | 1,094 | 412 | 1,075 | | | |
| 1201 Chamkar Mon | 16,591 | 6,850 | 2,616 | 2,468 | 1,837 | 1,496 | 782 | 370 | 84 | 88 | | | |
| 1202 Doun Penh | 11,139 | 4,855 | 1,984 | 1,733 | 1,152 | 754 | 371 | 148 | 60 | 82 | | | |
| 1203 Prampir Meakkakra | 8,783 | 4,753 | 1,233 | 1,295 | 818 | 398 | 190 | 59 | 18 | 19 | | | |
| 1204 Tuol Kouk | 12,942 | 3,948 | 2,961 | 2,845 | 1,430 | 941 | 550 | 119 | 60 | 88 | | | |
| 1205 Dangkao | 2,930 | 655 | 770 | 759 | 331 | 160 | 108 | 34 | 14 | 99 | | | |
| 1206 Mean Chey | 13,937 | 4,448 | 3,504 | 3,304 | 1,245 | 658 | 396 | 143 | 53 | 186 | | | |
| 1207 Ruessei Kaev | 10,956 | 3,021 | 2,848 | 2,615 | 1,075 | 661 | 410 | 68 | 35 | 223 | | | |
| 1208 Sen Sok | 7,429 | 2,121 | 1,708 | 1,552 | 909 | 556 | 346 | 75 | 53 | 109 | | | |
| 1209 Pou Senchey | 11,141 | 3,123 | 3,073 | 2,258 | 1,069 | 856 | 468 | 78 | 35 | 181 | | | |
| 12 Phnom Penh | 100.0 | 100.0 | 100.0 | 100.0 | 100.0 | 100.0 | 100.0 | 100.0 | 100.0 | 100.0 | | | |
| 1201 Chamkar Mon | 17.3 | 20.3 | 12.6 | 13.1 | 18.6 | 23.1 | 21.6 | 33.8 | 20.4 | 8.2 | | | |
| 1202 Doun Penh | 11.6 | 14.4 | 9.6 | 9.2 | 11.7 | 11.6 | 10.2 | 13.5 | 14.6 | 7.6 | | | |
| 1203 Prampir Meakkakra | 9.2 | 14.1 | 6.0 | 6.9 | 8.3 | 6.1 | 5.2 | 5.4 | 4.4 | 1.8 | | | |
| 1204 Tuol Kouk | 13.5 | 11.7 | 14.3 | 15.1 | 14.5 | 14.5 | 15.2 | 10.9 | 14.6 | 8.2 | | | |
| 1205 Dangkao | 3.1 | 1.9 | 3.7 | 4.0 | 3.4 | 2.5 | 3.0 | 3.1 | 3.4 | 9.2 | | | |
| 1206 Mean Chey | 14.5 | 13.2 | 16.9 | 17.5 | 12.6 | 10.2 | 10.9 | 13.1 | 12.9 | 17.3 | | | |
| 1207 Ruessei Kaev | 11.4 | 8.9 | 13.8 | 13.9 | 10.9 | 10.2 | 11.3 | 6.2 | 8.5 | 20.7 | | | |
| 1208 Sen Sok | 7.8 | 6.3 | 8.3 | 8.2 | 9.2 | 8.6 | 9.6 | 6.9 | 12.9 | 10.1 | | | |
| 1209 Pou Senchey | 11.6 | 9.2 | 14.8 | 12.0 | 10.8 | 13.2 | 12.9 | 7.1 | 8.5 | 16.8 | | | |
| | | | | | | | | | | | | | |

Annex Table D5-2 Number of Persons Engaged by Area of Business Place: District

| District | Total | Under 5m ² | 5m ² - under 10m ² | 10m ² - under 30m ² | 30m ² - under 50m ² | 50m ² - under 100m ² | 100m ² - under 200m ² | 200m ² - under 500m ² | 500m ² - under 1,000m ² | 1,000m ² or more |
|--|-----------|-----------------------|--|---|---|--|---|---|---|-----------------------------|
| Number of Persons Engaged | | | | | | | | | | |
| Cambodia | 1,673,390 | 190,852 | 235,170 | 252,546 | 165,002 | 109,756 | 105,607 | 111,130 | 29,235 | 474,092 |
| 12 Phnom Penh | 556,865 | 47,966 | 38,229 | 49,222 | 46,559 | 37,249 | 38,510 | 60,403 | 17,630 | 221,097 |
| 1201 Chamkar Mon | 80,572 | 10,240 | 5,539 | 8,502 | 10,885 | 9,637 | 9,748 | 13,360 | 2,713 | 9,948 |
| 1202 Doun Penh | 59,782 | 7,068 | 4,525 | 6,419 | 7,612 | 5,594 | 4,365 | 7,135 | 2,237 | 14,827 |
| 1203 Prampir Meakkakra | 26,528 | 7,640 | 2,808 | 4,219 | 3,799 | 2,662 | 2,339 | 1,397 | 528 | 1,136 |
| 1204 Tuol Kouk | 50,505 | 5,392 | 5,857 | 7,783 | 7,278 | 5,650 | 5,410 | 4,051 | 1,496 | 7,588 |
| 1205 Dangkao | 16,418 | 867 | 1,205 | 1,438 | 1,156 | 518 | 603 | 3,557 | 189 | 6,885 |
| 1206 Mean Chey | 80,072 | 5,965 | 6,070 | 7,408 | 4,941 | 3,244 | 4,053 | 6,077 | 1,877 | 40,437 |
| 1207 Ruessei Kaev | 68,035 | 3,732 | 4,361 | 5,486 | 3,610 | 2,879 | 3,282 | 3,320 | 1,823 | 39,542 |
| 1208 Sen Sok | 50,238 | 2,655 | 2,522 | 3,121 | 2,871 | 2,412 | 3,186 | 7,325 | 1,618 | 24,528 |
| 1209 Pou Senchey | 124,715 | 4,407 | 5,342 | 4,846 | 4,407 | 4,653 | 5,524 | 14,181 | 5,149 | 76,206 |
| Concentration Rate of Number of Persons Engaged | | | | | | | | | | |
| 12 Phnom Penh | 100.0 | 100.0 | 100.0 | 100.0 | 100.0 | 100.0 | 100.0 | 100.0 | 100.0 | 100.0 |
| 1201 Chamkar Mon | 14.5 | 21.3 | 14.5 | 17.3 | 23.4 | 25.9 | 25.3 | 22.1 | 15.4 | 4.5 |
| 1202 Doun Penh | 10.7 | 14.7 | 11.8 | 13.0 | 16.3 | 15.0 | 11.3 | 11.8 | 12.7 | 6.7 |
| 1203 Prampir Meakkakra | 4.8 | 15.9 | 7.3 | 8.6 | 8.2 | 7.1 | 6.1 | 2.3 | 3.0 | 0.5 |
| 1204 Tuol Kouk | 9.1 | 11.2 | 15.3 | 15.8 | 15.6 | 15.2 | 14.0 | 6.7 | 8.5 | 3.4 |
| 1205 Dangkao | 2.9 | 1.8 | 3.2 | 2.9 | 2.5 | 1.4 | 1.6 | 5.9 | 1.1 | 3.1 |
| 1206 Mean Chey | 14.4 | 12.4 | 15.9 | 15.1 | 10.6 | 8.7 | 10.5 | 10.1 | 10.6 | 18.3 |
| 1207 Ruessei Kaev | 12.2 | 7.8 | 11.4 | 11.1 | 7.8 | 7.7 | 8.5 | 5.5 | 10.3 | 17.9 |
| 1208 Sen Sok | 9.0 | 5.5 | 6.6 | 6.3 | 6.2 | 6.5 | 8.3 | 12.1 | 9.2 | 11.1 |
| 1209 Pou Senchey | 22.4 | 9.2 | 14.0 | 9.8 | 9.5 | 12.5 | 14.3 | 23.5 | 29.2 | 34.5 |

Annex Table D5-3 Percentages of Number of Establishments and of Number of Persons Engaged by Area of Business Place: District

| District | Total | Under 5m ² | 5m ² -under 10m ² | 10m ² -under 30m ² | 30m ² -under 50m ² | 50m ² -under 100m ² | 100m ² - under 200m ² | 200m ² - under 500m ² | 500m ² - under 1,000m ² | 1,000m ² or more |
|--|-------|-----------------------|--|---|---|--|--|--|---|--------------------------------|
| Percentage of Number of Establishments | | | | | | | | | | |
| Cambodia | 100.0 | 26.1 | 26.4 | 24.0 | 10.7 | 5.7 | 3.2 | 0.9 | 0.4 | 2.7 |
| 12 Phnom Penh | 100.0 | 35.2 | 21.6 | 19.6 | 10.3 | 6.8 | 3.8 | 1.1 | 0.4 | 1.1 |
| 1201 Chamkar Mon | 100.0 | 41.3 | 15.8 | 14.9 | 11.1 | 9.0 | 4.7 | 2.2 | 0.5 | 0.5 |
| 1202 Doun Penh | 100.0 | 43.6 | 17.8 | 15.6 | 10.3 | 6.8 | 3.3 | 1.3 | 0.5 | 0.7 |
| 1203 Prampir Meakkakra | 100.0 | 54.1 | 14.0 | 14.7 | 9.3 | 4.5 | 2.2 | 0.7 | 0.2 | 0.2 |
| 1204 Tuol Kouk | 100.0 | 30.5 | 22.9 | 22.0 | 11.0 | 7.3 | 4.2 | 0.9 | 0.5 | 0.7 |
| 1205 Dangkao | 100.0 | 22.4 | 26.3 | 25.9 | 11.3 | 5.5 | 3.7 | 1.2 | 0.5 | 3.4 |
| 1206 Mean Chey | 100.0 | 31.9 | 25.1 | 23.7 | 8.9 | 4.7 | 2.8 | 1.0 | 0.4 | 1.3 |
| 1207 Ruessei Kaev | 100.0 | 27.6 | 26.0 | 23.9 | 9.8 | 6.0 | 3.7 | 0.6 | 0.3 | 2.0 |
| 1208 Sen Sok | 100.0 | 28.6 | 23.0 | 20.9 | 12.2 | 7.5 | 4.7 | 1.0 | 0.7 | 1.5 |
| 1209 Pou Senchey | 100.0 | 28.0 | 27.6 | 20.3 | 9.6 | 7.7 | 4.2 | 0.7 | 0.3 | 1.6 |
| Percentage of Number of Persons Engaged | | | | | | | | | | |
| Cambodia | 100.0 | 11.4 | 14.1 | 15.1 | 9.9 | 6.6 | 6.3 | 6.6 | 1.7 | 28.3 |
| 12 Phnom Penh | 100.0 | 8.6 | 6.9 | 8.8 | 8.4 | 6.7 | 6.9 | 10.8 | 3.2 | 39.7 |
| 1201 Chamkar Mon | 100.0 | 12.7 | 6.9 | 10.6 | 13.5 | 12.0 | 12.1 | 16.6 | 3.4 | 12.3 |
| 1202 Doun Penh | 100.0 | 11.8 | 7.6 | 10.7 | 12.7 | 9.4 | 7.3 | 11.9 | 3.7 | 24.8 |
| 1203 Prampir Meakkakra | 100.0 | 28.8 | 10.6 | 15.9 | 14.3 | 10.0 | 8.8 | 5.3 | 2.0 | 4.3 |
| 1204 Tuol Kouk | 100.0 | 10.7 | 11.6 | 15.4 | 14.4 | 11.2 | 10.7 | 8.0 | 3.0 | 15.0 |
| 1205 Dangkao | 100.0 | 5.3 | 7.3 | 8.8 | 7.0 | 3.2 | 3.7 | 21.7 | 1.2 | 41.9 |
| 1206 Mean Chey | 100.0 | 7.4 | 7.6 | 9.3 | 6.2 | 4.1 | 5.1 | 7.6 | 2.3 | 50.5 |
| 1207 Ruessei Kaev | 100.0 | 5.5 | 6.4 | 8.1 | 5.3 | 4.2 | 4.8 | 4.9 | 2.7 | 58.1 |
| 1208 Sen Sok | 100.0 | 5.3 | 5.0 | 6.2 | 5.7 | 4.8 | 6.3 | 14.6 | 3.2 | 48.8 |
| 1209 Pou Senchey | 100.0 | 3.5 | 4.3 | 3.9 | 3.5 | 3.7 | 4.4 | 11.4 | 4.1 | 61.1 |

Annex Table D5-4 Average Number of Persons Engaged per Establishment by Area of Business Place: District

| District | Total | Under 5m ² | 5m ² - under 10m ² | 10m ² - under 30m ² | 30m ² - under 50m ² | 50m ² - under 100m ² | 100m ² - under 200m ² | 200m ² - under 500m ² | 500m ² - under 1,000m ² | 1,000m ² or more |
|------------------------|-------|-----------------------|--|---|---|--|---|---|---|-----------------------------|
| Cambodia | 3.3 | 1.4 | 1.8 | 2.1 | 3.1 | 3.8 | 6.5 | 23.9 | 15.5 | 35.2 |
| 12 Phnom Penh | 5.8 | 1.4 | 1.8 | 2.6 | 4.7 | 5.7 | 10.6 | 55.2 | 42.8 | 205.7 |
| 1201 Chamkar Mon | 4.9 | 1.5 | 2.1 | 3.4 | 5.9 | 6.4 | 12.5 | 36.1 | 32.3 | 113.0 |
| 1202 Doun Penh | 5.4 | 1.5 | 2.3 | 3.7 | 6.6 | 7.4 | 11.8 | 48.2 | 37.3 | 180.8 |
| 1203 Prampir Meakkakra | 3.0 | 1.6 | 2.3 | 3.3 | 4.6 | 6.7 | 12.3 | 23.7 | 29.3 | 59.8 |
| 1204 Tuol Kouk | 3.9 | 1.4 | 2.0 | 2.7 | 5.1 | 6.0 | 9.8 | 34.0 | 24.9 | 86.2 |
| 1205 Dangkao | 5.6 | 1.3 | 1.6 | 1.9 | 3.5 | 3.2 | 5.6 | 104.6 | 13.5 | 69.5 |
| 1206 Mean Chey | 5.7 | 1.3 | 1.7 | 2.2 | 4.0 | 4.9 | 10.2 | 42.5 | 35.4 | 217.4 |
| 1207 Ruessei Kaev | 6.2 | 1.2 | 1.5 | 2.1 | 3.4 | 4.4 | 8.0 | 48.8 | 52.1 | 177.3 |
| 1208 Sen Sok | 6.8 | 1.3 | 1.5 | 2.0 | 3.2 | 4.3 | 9.2 | 97.7 | 30.5 | 225.0 |
| 1209 Pou Senchey | 11.2 | 1.4 | 1.7 | 2.1 | 4.1 | 5.4 | 11.8 | 181.8 | 147.1 | 421.0 |

Annex Table D6-1 Number of Establishments by Year of Starting the Business: District

| District | Total | In or before 1989 | 1990 - 1999 | 2000 - 2004 | 2005 - 2009 | 2010 or after | Unknown | (Recount) | |
|---|---------|----------------------|-------------|-------------|-------------|---------------|---------|---------------|---------------|
| | | | | | | | | 2009 or after | 2009 or after |
| Number of Establishments | | | | | | | | | |
| Cambodia | 505,134 | 26,470 | 60,461 | 84,981 | 207,485 | 119,584 | 6,153 | 182,439 | |
| 12 Phnom Penh | 95,848 | 4,056 | 10,808 | 15,511 | 38,939 | 25,326 | 1,208 | 38,257 | |
| 1201 Chamkar Mon | 16,591 | 748 | 2,603 | 2,654 | 6,331 | 3,960 | 295 | 6,111 | |
| 1202 Doun Penh | 11,139 | 567 | 2,100 | 1,794 | 3,884 | 2,690 | 104 | 3,824 | |
| 1203 Prampir Meakkakra | 8,783 | 269 | 753 | 3,055 | 3,016 | 1,482 | 208 | 2,395 | |
| 1204 Tuol Kouk | 12,942 | 399 | 1,488 | 2,030 | 5,500 | 3,440 | 85 | 5,322 | |
| 1205 Dangkao | 2,930 | 114 | 191 | 295 | 1,332 | 943 | 55 | 1,381 | |
| 1206 Mean Chey | 13,937 | 785 | 1,429 | 1,998 | 5,807 | 3,824 | 94 | 5,765 | |
| 1207 Ruessei Kaev | 10,956 | 759 | 1,169 | 1,498 | 4,557 | 2,872 | 101 | 4,303 | |
| 1208 Sen Sok | 7,429 | 196 | 513 | 942 | 2,997 | 2,711 | 70 | 3,746 | |
| 1209 Pou Senchey | 11,141 | 219 | 562 | 1,245 | 5,515 | 3,404 | 196 | 5,410 | |
| Concentration Rate of Number of Establishments | | | | | | | | | |
| 12 Phnom Penh | 100.0 | 100.0 | 100.0 | 100.0 | 100.0 | 100.0 | 100.0 | 100.0 | |
| 1201 Chamkar Mon | 17.3 | 18.4 | 24.1 | 17.1 | 16.3 | 15.6 | 24.4 | 16.0 | |
| 1202 Doun Penh | 11.6 | 14.0 | 19.4 | 11.6 | 10.0 | 10.6 | 8.6 | 10.0 | |
| 1203 Prampir Meakkakra | 9.2 | 6.6 | 7.0 | 19.7 | 7.7 | 5.9 | 17.2 | 6.3 | |
| 1204 Tuol Kouk | 13.5 | 9.8 | 13.8 | 13.1 | 14.1 | 13.6 | 7.0 | 13.9 | |
| 1205 Dangkao | 3.1 | 2.8 | 1.8 | 1.9 | 3.4 | 3.7 | 4.6 | 3.6 | |
| 1206 Mean Chey | 14.5 | 19.4 | 13.2 | 12.9 | 14.9 | 15.1 | 7.8 | 15.1 | |
| 1207 Ruessei Kaev | 11.4 | 18.7 | 10.8 | 9.7 | 11.7 | 11.3 | 8.4 | 11.2 | |
| 1208 Sen Sok | 7.8 | 4.8 | 4.7 | 6.1 | 7.7 | 10.7 | 5.8 | 9.8 | |
| 1209 Pou Senchey | 11.6 | 5.4 | 5.2 | 8.0 | 14.2 | 13.4 | 16.2 | 14.1 | |

Annex Table D6-2 Number of Persons Engaged by Year of Starting the Business: District

| District | Total | In or before 1989 | 1990 - 1999 | 2000 - 2004 | 2005 - 2009 | 2010 or after | Unknown | (Recount) | |
|--|-----------|-------------------|-------------|-------------|-------------|---------------|---------|---------------|---------------|
| | | | | | | | | 2009 or after | 2009 or after |
| Number of Persons Engaged | | | | | | | | | |
| Cambodia | 1,673,390 | 120,245 | 272,305 | 286,368 | 675,104 | 297,246 | 22,122 | 475,982 | |
| 12 Phnom Penh | 556,865 | 23,346 | 109,752 | 88,397 | 227,217 | 100,908 | 7,245 | 159,530 | |
| 1201 Chamkar Mon | 80,572 | 4,587 | 15,876 | 16,902 | 27,529 | 14,581 | 1,097 | 22,176 | |
| 1202 Doun Penh | 59,782 | 5,293 | 14,801 | 10,977 | 18,812 | 9,210 | 689 | 14,453 | |
| 1203 Prampir Meakkakra | 26,528 | 1,463 | 3,373 | 7,336 | 9,525 | 4,241 | 590 | 7,335 | |
| 1204 Tuol Kouk | 50,505 | 4,229 | 5,193 | 7,339 | 23,074 | 10,414 | 256 | 17,756 | |
| 1205 Dangkao | 16,418 | 888 | 2,124 | 1,542 | 8,106 | 3,618 | 140 | 5,281 | |
| 1206 Mean Chey | 80,072 | 2,865 | 17,280 | 16,477 | 31,906 | 11,209 | 335 | 19,572 | |
| 1207 Ruessei Kaev | 68,035 | 2,239 | 20,000 | 9,659 | 22,655 | 13,238 | 244 | 19,404 | |
| 1208 Sen Sok | 50,238 | 981 | 11,755 | 6,186 | 17,789 | 10,933 | 2,594 | 16,452 | |
| 1209 Pou Senchey | 124,715 | 801 | 19,350 | 11,979 | 67,821 | 23,464 | 1,300 | 37,101 | |
| Concentration Rate of Number of Persons Engaged | | | | | | | | | |
| 12 Phnom Penh | 100.0 | 100.0 | 100.0 | 100.0 | 100.0 | 100.0 | 100.0 | 100.0 | 100.0 |
| 1201 Chamkar Mon | 14.5 | 19.6 | 14.5 | 19.1 | 12.1 | 14.4 | 15.1 | 13.9 | |
| 1202 Doun Penh | 10.7 | 22.7 | 13.5 | 12.4 | 8.3 | 9.1 | 9.5 | 9.1 | |
| 1203 Prampir Meakkakra | 4.8 | 6.3 | 3.1 | 8.3 | 4.2 | 4.2 | 8.1 | 4.6 | |
| 1204 Tuol Kouk | 9.1 | 18.1 | 4.7 | 8.3 | 10.2 | 10.3 | 3.5 | 11.1 | |
| 1205 Dangkao | 2.9 | 3.8 | 1.9 | 1.7 | 3.6 | 3.6 | 1.9 | 3.3 | |
| 1206 Mean Chey | 14.4 | 12.3 | 15.7 | 18.6 | 14.0 | 11.1 | 4.6 | 12.3 | |
| 1207 Ruessei Kaev | 12.2 | 9.6 | 18.2 | 10.9 | 10.0 | 13.1 | 3.4 | 12.2 | |
| 1208 Sen Sok | 9.0 | 4.2 | 10.7 | 7.0 | 7.8 | 10.8 | 35.8 | 10.3 | |
| 1209 Pou Senchey | 22.4 | 3.4 | 17.6 | 13.6 | 29.8 | 23.3 | 17.9 | 23.3 | |

Annex Table D6-3 Percentages of Number of Establishments and of Number of Persons Engaged by Year of Starting the Business: District

| District | Total 1) | In or before 1989 | 1990 - 1999 | 2000 - 2004 | 2005 - 2009 | 2010 or after | (Recount) 2009 or after |
|--|----------|----------------------|-------------|-------------|-------------|---------------|----------------------------|
| | | | | | | | |
| Percentage of Number of Establishments | | | | | | | |
| Cambodia | 100.0 | 5.3 | 12.1 | 17.0 | 41.6 | 24.0 | 36.6 |
| 12 Phnom Penh | 100.0 | 4.3 | 11.4 | 16.4 | 41.1 | 26.8 | 40.4 |
| 1201 Chamkar Mon | 100.0 | 4.6 | 16.0 | 16.3 | 38.9 | 24.3 | 37.5 |
| 1202 Doun Penh | 100.0 | 5.1 | 19.0 | 16.3 | 35.2 | 24.4 | 34.7 |
| 1203 Prampir Meakkakra | 100.0 | 3.1 | 8.8 | 35.6 | 35.2 | 17.3 | 27.9 |
| 1204 Tuol Kouk | 100.0 | 3.1 | 11.6 | 15.8 | 42.8 | 26.8 | 41.4 |
| 1205 Dangkao | 100.0 | 4.0 | 6.6 | 10.3 | 46.3 | 32.8 | 48.0 |
| 1206 Mean Chey | 100.0 | 5.7 | 10.3 | 14.4 | 41.9 | 27.6 | 41.6 |
| 1207 Ruessei Kaev | 100.0 | 7.0 | 10.8 | 13.8 | 42.0 | 26.5 | 39.6 |
| 1208 Sen Sok | 100.0 | 2.7 | 7.0 | 12.8 | 40.7 | 36.8 | 50.9 |
| 1209 Pou Senchey | 100.0 | 2.0 | 5.1 | 11.4 | 50.4 | 31.1 | 49.4 |
| Percentage of Number of Persons Engaged | | | | | | | |
| Cambodia | 100.0 | 7.3 | 16.5 | 17.3 | 40.9 | 18.0 | 28.8 |
| 12 Phnom Penh | 100.0 | 4.2 | 20.0 | 16.1 | 41.3 | 18.4 | 29.0 |
| 1201 Chamkar Mon | 100.0 | 5.8 | 20.0 | 21.3 | 34.6 | 18.3 | 27.9 |
| 1202 Doun Penh | 100.0 | 9.0 | 25.0 | 18.6 | 31.8 | 15.6 | 24.5 |
| 1203 Prampir Meakkakra | 100.0 | 5.6 | 13.0 | 28.3 | 36.7 | 16.4 | 28.3 |
| 1204 Tuol Kouk | 100.0 | 8.4 | 10.3 | 14.6 | 45.9 | 20.7 | 35.3 |
| 1205 Dangkao | 100.0 | 5.5 | 13.0 | 9.5 | 49.8 | 22.2 | 32.4 |
| 1206 Mean Chey | 100.0 | 3.6 | 21.7 | 20.7 | 40.0 | 14.1 | 24.5 |
| 1207 Ruessei Kaev | 100.0 | 3.3 | 29.5 | 14.2 | 33.4 | 19.5 | 28.6 |
| 1208 Sen Sok | 100.0 | 2.1 | 24.7 | 13.0 | 37.3 | 22.9 | 34.5 |
| 1209 Pou Senchey | 100.0 | 0.6 | 15.7 | 9.7 | 55.0 | 19.0 | 30.1 |

1) Unknown Establishments are excluded.

Annex Table D6-4 Average Number of Persons Engaged per Establishment by Year of Starting the Business: District

| District | Total | In or before 1989 | 1990 - 1999 | 2000 - 2004 | 2005 - 2009 | 2010 or after | Unknown |
|------------------------|-------|----------------------|-------------|-------------|-------------|---------------|---------|
| Cambodia | 3.3 | 4.5 | 4.5 | 3.4 | 3.3 | 2.5 | 3.6 |
| 12 Phnom Penh | 5.8 | 5.8 | 10.2 | 5.7 | 5.8 | 4.0 | 6.0 |
| 1201 Chamkar Mon | 4.9 | 6.1 | 6.1 | 6.4 | 4.3 | 3.7 | 3.7 |
| 1202 Doun Penh | 5.4 | 9.3 | 7.0 | 6.1 | 4.8 | 3.4 | 6.6 |
| 1203 Prampir Meakkakra | 3.0 | 5.4 | 4.5 | 2.4 | 3.2 | 2.9 | 2.8 |
| 1204 Tuol Kouk | 3.9 | 10.6 | 3.5 | 3.6 | 4.2 | 3.0 | 3.0 |
| 1205 Dangkao | 5.6 | 7.8 | 11.1 | 5.2 | 6.1 | 3.8 | 2.5 |
| 1206 Mean Chey | 5.7 | 3.6 | 12.1 | 8.2 | 5.5 | 2.9 | 3.6 |
| 1207 Ruessei Kaev | 6.2 | 2.9 | 17.1 | 6.4 | 5.0 | 4.6 | 2.4 |
| 1208 Sen Sok | 6.8 | 5.0 | 22.9 | 6.6 | 5.9 | 4.0 | 37.1 |
| 1209 Pou Senchey | 11.2 | 3.7 | 34.4 | 9.6 | 12.3 | 6.9 | 6.6 |

Annex Table D7-1 Number of Establishments by Industry (Section): District

| District | Total | B Mining and quarrying | C Manufac- turing | D Electricity, gas, steam and air condition- ing supply | E Water supply, sewerage, waste manage- ment and remedia- tion activities | F Construc- tion | G Wholesale and retail trade; repair of motor vehicles and motorcycles | H Transpor- tation and storage | I Accommo- dation and food service activities | J Informa- tion and communi- cation | K Financial and insurance activities | L Real estate activities | M Profession- al, scientific and technical activities | N Adminis- trative and support service activities | P Education | Q Human health and social work activities | R Arts, entertain- ment and recreation | S Other service activities |
|------------------------|---------|---------------------------------|-------------------------|--|--|------------------------|--|--|--|---|--|-----------------------------------|--|---|----------------|---|--|-------------------------------------|
| Cambodia | 505,134 | 179 | 71,416 | 4,607 | 461 | 188 | 292,350 | 1,557 | 69,662 | 4,711 | 3,584 | 120 | 957 | 6,023 | 9,874 | 4,885 | 1,780 | 32,780 |
| 12 Phnom Penh | 95,848 | 18 | 8,705 | 117 | 63 | 68 | 57,829 | 539 | 14,734 | 1,353 | 826 | 84 | 395 | 827 | 909 | 1,359 | 434 | 7,588 |
| 1201 Chamkar Mon | 16,591 | 5 | 1,077 | 10 | 2 | 25 | 10,509 | 122 | 2,289 | 285 | 191 | 17 | 102 | 164 | 175 | 239 | 115 | 1,264 |
| 1202 Doun Penh | 11,139 | 2 | 512 | 5 | 8 | 9 | 6,575 | 82 | 2,012 | 290 | 129 | 10 | 60 | 168 | 69 | 157 | 98 | 953 |
| 1203 Prampir Meakkakra | 8,783 | 1 | 432 | - | 7 | 2 | 6,191 | 84 | 1,008 | 109 | 88 | 3 | 30 | 78 | 71 | 136 | 46 | 497 |
| 1204 Tuol Kouk | 12,942 | 2 | 1,048 | 13 | 15 | 12 | 7,593 | 88 | 2,042 | 248 | 115 | 37 | 50 | 121 | 136 | 215 | 43 | 1,164 |
| 1205 Dangkao | 2,930 | 2 | 353 | 15 | 4 | 1 | 1,677 | 25 | 509 | 13 | 7 | 2 | 5 | 39 | 45 | 32 | 7 | 194 |
| 1206 Mean Chey | 13,937 | 1 | 1,248 | 21 | 4 | 2 | 8,410 | 42 | 2,293 | 140 | 97 | 1 | 40 | 106 | 134 | 202 | 46 | 1,150 |
| 1207 Ruessei Kaev | 10,956 | 1 | 2,018 | 19 | 11 | 5 | 5,854 | 38 | 1,646 | 89 | 102 | 3 | 35 | 57 | 85 | 139 | 41 | 813 |
| 1208 Sen Sok | 7,429 | 3 | 757 | 12 | 2 | 3 | 4,435 | 16 | 1,206 | 82 | 35 | 5 | 26 | 51 | 91 | 108 | 19 | 578 |
| 1209 Pou Senchey | 11,141 | 1 | 1,260 | 22 | 10 | 9 | 6,585 | 42 | 1,729 | 97 | 62 | 6 | 47 | 43 | 103 | 131 | 19 | 975 |

Annex Table D7-2 Percentage of Establishments by Industry (Section): District

| District | Total | B Mining and quarrying | C Manufac- turing | D Electricity, gas, steam and air condition- ing supply | E Water supply, sewerage, waste manage- ment and remedia- tion activities | F Construc- tion | G Wholesale and retail trade; repair of motor vehicles and motorcycles | H Transpor- tation and storage activities | I Accommo- dation and food service activities | J Informa- tion and communi- cation | K Financial and insurance activities | L Real estate activities | M Profession- al, scientific and technical activities | N Adminis- trative and support service activities | P Education | Q Human health and social work activities | R Arts, entertain- ment and recreation | S Other service activities |
|------------------------|-------|---------------------------------|-------------------------|--|--|------------------------|--|--|--|---|--|-----------------------------------|--|---|----------------|---|--|-------------------------------------|
| Cambodia | 100.0 | 0.0 | 14.1 | 0.9 | 0.1 | 0.0 | 57.9 | 0.3 | 13.8 | 0.9 | 0.7 | 0.0 | 0.2 | 1.2 | 2.0 | 1.0 | 0.4 | 6.5 |
| 12 Phnom Penh | 100.0 | 0.0 | 9.1 | 0.1 | 0.1 | 0.1 | 60.3 | 0.6 | 15.4 | 1.4 | 0.9 | 0.1 | 0.4 | 0.9 | 0.9 | 1.4 | 0.5 | 7.9 |
| 1201 Chamkar Mon | 100.0 | 0.0 | 6.5 | 0.1 | 0.0 | 0.2 | 63.3 | 0.7 | 13.8 | 1.7 | 1.2 | 0.1 | 0.6 | 1.0 | 1.1 | 1.4 | 0.7 | 7.6 |
| 1202 Doun Penh | 100.0 | 0.0 | 4.6 | 0.0 | 0.1 | 0.1 | 59.0 | 0.7 | 18.1 | 2.6 | 1.2 | 0.1 | 0.5 | 1.5 | 0.6 | 1.4 | 0.9 | 8.6 |
| 1203 Prampir Meakkakra | 100.0 | 0.0 | 4.9 | - | 0.1 | 0.0 | 70.5 | 1.0 | 11.5 | 1.2 | 1.0 | 0.0 | 0.3 | 0.9 | 0.8 | 1.5 | 0.5 | 5.7 |
| 1204 Tuol Kouk | 100.0 | 0.0 | 8.1 | 0.1 | 0.1 | 0.1 | 58.7 | 0.7 | 15.8 | 1.9 | 0.9 | 0.3 | 0.4 | 0.9 | 1.1 | 1.7 | 0.3 | 9.0 |
| 1205 Dangkae | 100.0 | 0.1 | 12.0 | 0.5 | 0.1 | 0.0 | 57.2 | 0.9 | 17.4 | 0.4 | 0.2 | 0.1 | 0.2 | 1.3 | 1.5 | 1.1 | 0.2 | 6.6 |
| 1206 Mean Chey | 100.0 | 0.0 | 9.0 | 0.2 | 0.0 | 0.0 | 60.3 | 0.3 | 16.5 | 1.0 | 0.7 | 0.0 | 0.3 | 0.8 | 1.0 | 1.4 | 0.3 | 8.3 |
| 1207 Ruessei Kaev | 100.0 | 0.0 | 18.4 | 0.2 | 0.1 | 0.0 | 53.4 | 0.3 | 15.0 | 0.8 | 0.9 | 0.0 | 0.3 | 0.5 | 0.8 | 1.3 | 0.4 | 7.4 |
| 1208 Sen Sok | 100.0 | 0.0 | 10.2 | 0.2 | 0.0 | 0.0 | 59.7 | 0.2 | 16.2 | 1.1 | 0.5 | 0.1 | 0.3 | 0.7 | 1.2 | 1.5 | 0.3 | 7.8 |
| 1209 Pou Senchey | 100.0 | 0.0 | 11.3 | 0.2 | 0.1 | 0.1 | 59.1 | 0.4 | 15.5 | 0.9 | 0.6 | 0.1 | 0.4 | 0.4 | 0.9 | 1.2 | 0.2 | 8.8 |

Annex Table D7-3 Number of Persons Engaged by Industry (Section): District

| District | Total | B Mining and quarrying | C Manufac- turing | D Electricity, gas, steam and air condi- tion- ing supply | E Water supply, sewerage, waste manage- ment and remedia- tion activities | F Construc- tion | G Wholesale and retail trade, repair of motor vehicles and motorcycles | H Transpor- tation and storage | I Accommo- dation and food service activities | J Informa- tion and communi- cation | K Financial and insurance activities | L Real estate activities | M Profession- al, scientific and technical activities | N Adminis- trative and support service activities | P Education | Q Human health and social work activities | R Arts, entertain- ment and recreation | S Other service activities |
|------------------------|-----------|---------------------------------|-------------------------|---|--|------------------------|--|--|--|---|--|-----------------------------------|--|---|----------------|---|--|-------------------------------------|
| Cambodia | 1,673,390 | 2,040 | 530,341 | 14,632 | 4,208 | 2,029 | 553,493 | 11,945 | 195,287 | 16,589 | 27,832 | 1,071 | 3,814 | 30,080 | 130,356 | 33,176 | 40,163 | 76,334 |
| 12 Phnom Penh | 556,865 | 232 | 247,630 | 3,140 | 2,015 | 1,085 | 127,375 | 6,134 | 59,486 | 9,071 | 10,184 | 792 | 2,272 | 12,215 | 29,080 | 12,440 | 7,623 | 26,091 |
| 1201 Chamkar Mon | 80,572 | 33 | 6,638 | 86 | 1,209 | 381 | 28,744 | 1,334 | 13,114 | 3,407 | 2,500 | 247 | 843 | 1,883 | 7,047 | 2,535 | 4,606 | 5,965 |
| 1202 Doun Penh | 59,782 | 63 | 1,991 | 1,572 | 540 | 87 | 16,171 | 668 | 13,996 | 2,404 | 4,337 | 68 | 422 | 4,139 | 3,747 | 4,917 | 692 | 3,968 |
| 1203 Prampir Meakkakra | 26,528 | 7 | 1,302 | - | 49 | 13 | 13,896 | 425 | 4,282 | 393 | 878 | 28 | 217 | 542 | 1,810 | 722 | 387 | 1,577 |
| 1204 Tuol Kouk | 50,505 | 44 | 6,177 | 376 | 45 | 142 | 18,272 | 559 | 8,477 | 913 | 916 | 218 | 341 | 1,730 | 5,875 | 1,988 | 663 | 3,769 |
| 1205 Dangkao | 16,418 | 13 | 10,012 | 84 | 24 | 11 | 3,070 | 85 | 1,235 | 161 | 9 | 8 | 14 | 288 | 977 | 98 | 54 | 275 |
| 1206 Mean Chey | 80,072 | 7 | 46,965 | 448 | 68 | 29 | 15,391 | 344 | 5,510 | 388 | 542 | 35 | 93 | 1,301 | 3,202 | 773 | 607 | 4,369 |
| 1207 Ruessei Kaev | 68,035 | 13 | 42,298 | 338 | 47 | 272 | 10,960 | 523 | 5,500 | 694 | 398 | 56 | 74 | 897 | 2,473 | 553 | 202 | 2,737 |
| 1208 Sen Sok | 50,238 | 51 | 32,943 | 87 | 4 | 21 | 8,502 | 173 | 3,024 | 429 | 192 | 52 | 135 | 962 | 2,069 | 408 | 192 | 994 |
| 1209 Pou Senchey | 124,715 | 1 | 99,304 | 149 | 29 | 129 | 12,369 | 2,023 | 4,348 | 282 | 412 | 80 | 133 | 473 | 1,880 | 446 | 220 | 2,437 |

Annex Table D7-4 Percentage of Number of Persons Engaged by Industry (Section): District

| District | Total | B Mining and quarrying | C Manufac- turing | D Electricity, gas, steam and air condi- tion- ing supply | E Water supply; sewerage, waste manage- ment and remedia- tion activities | F Construc- tion | G Wholesale and retail trade; repair of motor vehicles and motorcycles | H Transpor- tation and storage | I Accommo- dation and food service activities | J Informa- tion and communi- cation | K Financial and insurance activities | L Real estate activities | M Profession- al, scientific and technical activities | N Adminis- trative and support service activities | P Education | Q Human health and social work activities | R Arts, entertain- ment and recreation | S Other service activities |
|------------------------|-------|---------------------------------|-------------------------|---|--|------------------------|--|--|--|---|--|-----------------------------------|--|---|----------------|---|--|-------------------------------------|
| Cambodia | 100.0 | 0.1 | 31.7 | 0.9 | 0.3 | 0.1 | 33.1 | 0.7 | 11.7 | 1.0 | 1.7 | 0.1 | 0.2 | 1.8 | 7.8 | 2.0 | 2.4 | 4.6 |
| 12 Phnom Penh | 100.0 | 0.0 | 44.5 | 0.6 | 0.4 | 0.2 | 22.9 | 1.1 | 10.7 | 1.6 | 1.8 | 0.1 | 0.4 | 2.2 | 5.2 | 2.2 | 1.4 | 4.7 |
| 1201 Chamkar Mon | 100.0 | 0.0 | 8.2 | 0.1 | 1.5 | 0.5 | 35.7 | 1.7 | 16.3 | 4.2 | 3.1 | 0.3 | 1.0 | 2.3 | 8.7 | 3.1 | 5.7 | 7.4 |
| 1202 Doun Penh | 100.0 | 0.1 | 3.3 | 2.6 | 0.9 | 0.1 | 27.0 | 1.1 | 23.4 | 4.0 | 7.3 | 0.1 | 0.7 | 6.9 | 6.3 | 8.2 | 1.2 | 6.6 |
| 1203 Prampir Meakkakra | 100.0 | 0.0 | 4.9 | - | 0.2 | 0.0 | 52.4 | 1.6 | 16.1 | 1.5 | 3.3 | 0.1 | 0.8 | 2.0 | 6.8 | 2.7 | 1.5 | 5.9 |
| 1204 Tuol Kouk | 100.0 | 0.1 | 12.2 | 0.7 | 0.1 | 0.3 | 36.2 | 1.1 | 16.8 | 1.8 | 1.8 | 0.4 | 0.7 | 3.4 | 11.6 | 3.9 | 1.3 | 7.5 |
| 1205 Dangkao | 100.0 | 0.1 | 61.0 | 0.5 | 0.1 | 0.1 | 18.7 | 0.5 | 7.5 | 1.0 | 0.1 | 0.0 | 0.1 | 1.8 | 6.0 | 0.6 | 0.3 | 1.7 |
| 1206 Mean Chey | 100.0 | 0.0 | 58.7 | 0.6 | 0.1 | 0.0 | 19.2 | 0.4 | 6.9 | 0.5 | 0.7 | 0.0 | 0.1 | 1.6 | 4.0 | 1.0 | 0.8 | 5.5 |
| 1207 Ruessei Kaev | 100.0 | 0.0 | 62.2 | 0.5 | 0.1 | 0.4 | 16.1 | 0.8 | 8.1 | 1.0 | 0.6 | 0.1 | 0.1 | 1.3 | 3.6 | 0.8 | 0.3 | 4.0 |
| 1208 Sen Sok | 100.0 | 0.1 | 65.6 | 0.2 | 0.0 | 0.0 | 16.9 | 0.3 | 6.0 | 0.9 | 0.4 | 0.1 | 0.3 | 1.9 | 4.1 | 0.8 | 0.4 | 2.0 |
| 1209 Pou Senchey | 100.0 | 0.0 | 79.6 | 0.1 | 0.0 | 0.1 | 9.9 | 1.6 | 3.5 | 0.2 | 0.3 | 0.1 | 0.1 | 0.4 | 1.5 | 0.4 | 0.2 | 2.0 |

Annex Table D7-5 Average Number of Persons Engaged per Establishment by Industry (Section): District

| District | Total | B Mining and quarrying | C Manufac- turing | D Electricity, gas, steam and air condition- ing supply | E Water supply; sewerage, waste manage- ment and remedia- tion activities | F Construc- tion | G Wholesale and retail trade; repair of motor vehicles and motorcycles | H Transpor- tation and storage activities | I Accommo- dation and food service activities | J Informa- tion and communi- cation activities | K Financial and insurance activities | L Real estate activities | M Profession- al, scientific and technical activities | N Adminis- trative and support service activities | P Education | Q Human health and social work activities | R Arts, entertain- ment and recreation | S Other service activities |
|------------------------|-------|---------------------------------|-------------------------|--|--|------------------------|--|--|--|---|--|-----------------------------------|--|---|----------------|---|--|-------------------------------------|
| Cambodia | 3.3 | 11.4 | 7.4 | 3.2 | 9.1 | 10.8 | 1.9 | 7.7 | 2.8 | 3.5 | 7.8 | 8.9 | 4.0 | 5.0 | 13.2 | 6.8 | 22.6 | 2.3 |
| 12 Phnom Penh | 5.8 | 12.9 | 28.4 | 26.8 | 32.0 | 16.0 | 2.2 | 11.4 | 4.0 | 6.7 | 12.3 | 9.4 | 5.8 | 14.8 | 32.0 | 9.2 | 17.6 | 3.4 |
| 1201 Chamkar Mon | 4.9 | 6.6 | 6.2 | 8.6 | 604.5 | 15.2 | 2.7 | 10.9 | 5.7 | 12.0 | 13.1 | 14.5 | 8.3 | 11.5 | 40.3 | 10.6 | 40.1 | 4.7 |
| 1202 Doun Penh | 5.4 | 31.5 | 3.9 | 314.4 | 67.5 | 9.7 | 2.5 | 8.1 | 7.0 | 8.3 | 33.6 | 6.8 | 7.0 | 24.6 | 54.3 | 31.3 | 7.1 | 4.2 |
| 1203 Prampir Meakkakra | 3.0 | 7.0 | 3.0 | - | 7.0 | 6.5 | 2.2 | 5.1 | 4.2 | 3.6 | 10.0 | 9.3 | 7.2 | 6.9 | 25.5 | 5.3 | 8.4 | 3.2 |
| 1204 Tuol Kouk | 3.9 | 22.0 | 5.9 | 28.9 | 3.0 | 11.8 | 2.4 | 6.4 | 4.2 | 3.7 | 8.0 | 5.9 | 6.8 | 14.3 | 43.2 | 9.2 | 15.4 | 3.2 |
| 1205 Dangkao | 5.6 | 6.5 | 28.4 | 5.6 | 6.0 | 11.0 | 1.8 | 3.4 | 2.4 | 12.4 | 1.3 | 4.0 | 2.8 | 7.4 | 21.7 | 3.1 | 7.7 | 1.4 |
| 1206 Mean Chey | 5.7 | 7.0 | 37.6 | 21.3 | 17.0 | 14.5 | 1.8 | 8.2 | 2.4 | 2.8 | 5.6 | 35.0 | 2.3 | 12.3 | 23.9 | 3.8 | 13.2 | 3.8 |
| 1207 Ruessei Kaev | 6.2 | 13.0 | 21.0 | 17.8 | 4.3 | 54.4 | 1.9 | 13.8 | 3.3 | 7.8 | 3.9 | 18.7 | 2.1 | 15.7 | 29.1 | 4.0 | 4.9 | 3.4 |
| 1208 Sen Sok | 6.8 | 17.0 | 43.5 | 7.3 | 2.0 | 7.0 | 1.9 | 10.8 | 2.5 | 5.2 | 5.5 | 10.4 | 5.2 | 18.9 | 22.7 | 3.8 | 10.1 | 1.7 |
| 1209 Pou Senchey | 11.2 | 1.0 | 78.8 | 6.8 | 2.9 | 14.3 | 1.9 | 48.2 | 2.5 | 2.9 | 6.6 | 13.3 | 2.8 | 11.0 | 18.3 | 3.4 | 11.6 | 2.5 |

Annex Table D7-6 Sex Ratio of Persons Engaged by Industry (Section): District

| District | Total | B Mining and quarrying | C Manufac- turing | D Electricity, gas, steam and air condition- ing supply | E Water supply, sewerage, waste manage- ment and remedia- tion activities | F Construc- tion | G Wholesale and retail trade; repair of motor vehicles and motorcycles | H Transpor- tation and storage activities | I Accommo- dation and food service activities | J Informa- tion and communi- cation | K Financial and insurance activities | L Real estate activities | M Profession- al, scientific and technical activities | N Adminis- trative and support service activities | P Education | Q Human health and social work activities | R Arts, entertain- ment and recreation | S Other service activities |
|------------------------|-------|---------------------------------|-------------------------|--|--|------------------------|--|--|--|---|--|-----------------------------------|--|---|----------------|---|--|-------------------------------------|
| Cambodia | 63 | 400 | 36 | 305 | 274 | 576 | 61 | 461 | 53 | 266 | 158 | 170 | 162 | 245 | 144 | 116 | 84 | 89 |
| 12 Phnom Penh | 50 | 364 | 20 | 562 | 362 | 506 | 74 | 357 | 63 | 220 | 118 | 176 | 144 | 281 | 109 | 116 | 68 | 56 |
| 1201 Chamkar Mon | 91 | 154 | 104 | 353 | 344 | 401 | 77 | 290 | 70 | 230 | 157 | 201 | 146 | 197 | 91 | 106 | 69 | 66 |
| 1202 Doun Penh | 96 | 800 | 124 | 529 | 457 | 263 | 62 | 237 | 75 | 199 | 105 | 162 | 123 | 330 | 125 | 119 | 60 | 52 |
| 1203 Prampir Meakkakra | 75 | 600 | 97 | - | 277 | 117 | 64 | 229 | 68 | 152 | 89 | 75 | 165 | 150 | 106 | 101 | 158 | 52 |
| 1204 Tuol Kouk | 85 | 267 | 61 | 461 | 350 | 284 | 106 | 249 | 59 | 24 | 122 | 148 | 153 | 434 | 117 | 107 | 36 | 53 |
| 1205 Dangkao | 41 | 550 | 20 | 460 | 700 | - | 71 | 673 | 66 | 235 | 80 | 33 | 250 | 300 | 141 | 145 | 391 | 104 |
| 1206 Mean Chey | 39 | 250 | 22 | 659 | 750 | 314 | 60 | 1,086 | 48 | 194 | 104 | 192 | 116 | 239 | 84 | 123 | 36 | 89 |
| 1207 Ruessei Kaev | 38 | 1,200 | 20 | 1,107 | 124 | 2,167 | 76 | 384 | 53 | 375 | 126 | 107 | 118 | 217 | 131 | 145 | 106 | 28 |
| 1208 Sen Sok | 33 | 364 | 16 | 569 | 100 | 425 | 75 | 246 | 54 | 160 | 96 | 300 | 221 | 345 | 125 | 179 | 284 | 63 |
| 1209 Pou Senchey | 24 | - | 15 | 548 | 190 | 892 | 73 | 544 | 57 | 182 | 137 | 371 | 122 | 338 | 132 | 132 | 75 | 34 |

Annex Table D7-6(M) Number of Male Persons Engaged by Industry (Section): District

| District | Total | B Mining and quarrying | C Manufacturing | D Electricity, gas, steam and air condition- ing supply | E Water supply, sewerage, waste manage- ment and remedia- tion activities | F Construc- tion | G Wholesale and retail trade; repair of motor vehicles and motorcycles | H Transpor- tation and storage activities | I Accommo- dation and food service activities | J Informa- tion and communi- cation | K Financial and insurance activities | L Real estate activities | M Profession- al, scientific and technical activities | N Adminis- trative and support service activities | P Education | Q Human health and social work activities | R Arts, entertain- ment and recreation | S Other service activities |
|------------------------|---------|---------------------------------|--------------------|--|--|------------------------|--|--|--|---|--|-----------------------------------|--|---|----------------|---|--|-------------------------------------|
| Cambodia | 649,358 | 1,632 | 141,755 | 11,023 | 3,084 | 1,729 | 210,497 | 9,814 | 67,253 | 12,059 | 17,046 | 675 | 2,358 | 21,366 | 76,951 | 17,793 | 18,313 | 36,010 |
| 12 Phnom Penh | 186,129 | 182 | 41,799 | 2,666 | 1,579 | 906 | 54,150 | 4,793 | 23,101 | 6,234 | 5,505 | 505 | 1,341 | 9,013 | 15,196 | 6,693 | 3,097 | 9,369 |
| 1201 Chamkar Mon | 38,301 | 20 | 3,383 | 67 | 937 | 305 | 12,488 | 992 | 5,382 | 2,374 | 1,529 | 165 | 501 | 1,248 | 3,363 | 1,303 | 1,879 | 2,365 |
| 1202 Doun Penh | 29,288 | 56 | 1,101 | 1,322 | 443 | 63 | 6,178 | 470 | 6,000 | 1,600 | 2,225 | 42 | 233 | 3,176 | 2,083 | 2,675 | 259 | 1,362 |
| 1203 Prampir Meakkakra | 11,355 | 6 | 640 | - | 36 | 7 | 5,441 | 296 | 1,737 | 237 | 414 | 12 | 135 | 325 | 933 | 362 | 237 | 537 |
| 1204 Tuol Kouk | 24,334 | 32 | 2,338 | 309 | 35 | 105 | 9,399 | 399 | 3,139 | 660 | 503 | 130 | 206 | 1,406 | 3,166 | 1,026 | 177 | 1,304 |
| 1205 Dangkao | 4,750 | 11 | 1,639 | 69 | 21 | 11 | 1,276 | 74 | 492 | 113 | 4 | 2 | 10 | 216 | 571 | 58 | 43 | 140 |
| 1206 Mean Chey | 22,318 | 5 | 8,330 | 389 | 60 | 22 | 5,778 | 315 | 1,797 | 256 | 276 | 23 | 50 | 917 | 1,460 | 426 | 162 | 2,052 |
| 1207 Ruessei Kaev | 18,687 | 12 | 7,132 | 310 | 26 | 260 | 4,737 | 415 | 1,907 | 548 | 222 | 29 | 40 | 614 | 1,401 | 327 | 104 | 603 |
| 1208 Sen Sok | 12,574 | 40 | 4,448 | 74 | 2 | 17 | 3,637 | 123 | 1,061 | 264 | 94 | 39 | 93 | 746 | 1,148 | 262 | 142 | 384 |
| 1209 Pou Senchey | 24,522 | - | 12,788 | 126 | 19 | 116 | 5,216 | 1,709 | 1,586 | 182 | 238 | 63 | 73 | 365 | 1,071 | 254 | 94 | 622 |

Annex Table D7-6(F) Number of Female Persons Engaged by Industry (Section): District

| District | Total | B Mining and quarrying | C Manufacturing | D Electricity, gas, steam and air conditioning supply | E Water supply, sewerage, waste management and remediation activities | F Construction | G Wholesale and retail trade; repair of motor vehicles and motorcycles | H Transportation and storage | I Accommodation and food service activities | J Information and communication | K Financial and insurance activities | L Real estate activities | M Professional, scientific and technical activities | N Administrative and support service activities | P Education | Q Human health and social work activities | R Arts, entertainment and recreation | S Other service activities |
|------------------------|-----------|---------------------------------|--------------------|--|---|-------------------|--|---------------------------------------|---|---------------------------------------|--|-----------------------------------|--|--|----------------|---|--|-------------------------------------|
| Cambodia | 1,024,032 | 408 | 388,586 | 3,609 | 1,124 | 300 | 342,996 | 2,131 | 128,034 | 4,530 | 10,786 | 396 | 1,456 | 8,714 | 53,405 | 15,383 | 21,850 | 40,324 |
| 12 Phnom Penh | 370,736 | 50 | 205,831 | 474 | 436 | 179 | 73,225 | 1,341 | 36,385 | 2,837 | 4,679 | 287 | 931 | 3,202 | 13,884 | 5,747 | 4,526 | 16,722 |
| 1201 Chamkar Mon | 42,271 | 13 | 3,255 | 19 | 272 | 76 | 16,256 | 342 | 7,732 | 1,033 | 971 | 82 | 342 | 635 | 3,684 | 1,232 | 2,727 | 3,600 |
| 1202 Doun Penh | 30,494 | 7 | 890 | 250 | 97 | 24 | 9,993 | 198 | 7,996 | 804 | 2,112 | 26 | 189 | 963 | 1,664 | 2,242 | 433 | 2,606 |
| 1203 Prampir Meakkakra | 15,173 | 1 | 662 | - | 13 | 6 | 8,455 | 129 | 2,545 | 156 | 464 | 16 | 82 | 217 | 877 | 360 | 150 | 1,040 |
| 1204 Tuol Kouk | 28,680 | 12 | 3,839 | 67 | 10 | 37 | 8,873 | 160 | 5,338 | 2,762 | 413 | 88 | 135 | 324 | 2,709 | 962 | 486 | 2,465 |
| 1205 Dangkao | 11,668 | 2 | 8,373 | 15 | 3 | - | 1,794 | 11 | 743 | 48 | 5 | 6 | 4 | 72 | 406 | 40 | 11 | 135 |
| 1206 Mean Chey | 57,754 | 2 | 38,635 | 59 | 8 | 7 | 9,613 | 29 | 3,713 | 132 | 266 | 12 | 43 | 384 | 1,742 | 347 | 445 | 2,317 |
| 1207 Ruessei Kaev | 49,348 | 1 | 35,166 | 28 | 21 | 12 | 6,223 | 108 | 3,593 | 146 | 176 | 27 | 34 | 283 | 1,072 | 226 | 98 | 2,134 |
| 1208 Sen Sok | 37,664 | 11 | 28,495 | 13 | 2 | 4 | 4,865 | 50 | 1,963 | 165 | 98 | 13 | 42 | 216 | 921 | 146 | 50 | 610 |
| 1209 Pou Senchey | 100,193 | 1 | 86,516 | 23 | 10 | 13 | 7,153 | 314 | 2,762 | 100 | 174 | 17 | 60 | 108 | 809 | 192 | 126 | 1,815 |

Annex Table D7-7 Concentration Rate of Number of Establishments by Industry (Section): District

| District | Total | B Mining and quarrying | C Manufac- turing | D Electricity, gas, steam and air condition- ing supply | E Water supply; sewerage, waste manage- ment and remedia- tion activities | F Construc- tion | G Wholesale and retail trade; repair of motor vehicles and motorcycles | H Transpor- tation and storage | I Accommo- dation and food service activities | J Informa- tion and communi- cation | K Financial and insurance activities | L Real estate activities | M Profession- al, scientific and technical activities | N Adminis- trative and support service activities | P Education | Q Human health and social work activities | R Arts, entertain- ment and recreation | S Other service activities |
|------------------------|-------|---------------------------------|-------------------------|--|--|------------------------|--|--|--|---|--|-----------------------------------|--|---|----------------|---|--|-------------------------------------|
| 12 Phnom Penh | 100.0 | 100.0 | 100.0 | 100.0 | 100.0 | 100.0 | 100.0 | 100.0 | 100.0 | 100.0 | 100.0 | 100.0 | 100.0 | 100.0 | 100.0 | 100.0 | 100.0 | 100.0 |
| 1201 Chamkar Mon | 17.3 | 27.8 | 12.4 | 8.5 | 3.2 | 36.8 | 18.2 | 22.6 | 15.5 | 21.1 | 23.1 | 20.2 | 25.8 | 19.8 | 19.3 | 17.6 | 26.5 | 16.7 |
| 1202 Doun Penh | 11.6 | 11.1 | 5.9 | 4.3 | 12.7 | 13.2 | 11.4 | 15.2 | 13.7 | 21.4 | 15.6 | 11.9 | 15.2 | 20.3 | 7.6 | 11.6 | 22.6 | 12.6 |
| 1203 Prampir Meakkakra | 9.2 | 5.6 | 5.0 | - | 11.1 | 2.9 | 10.7 | 15.6 | 6.8 | 8.1 | 10.7 | 3.6 | 7.6 | 9.4 | 7.8 | 10.0 | 10.6 | 6.5 |
| 1204 Tuol Kouk | 13.5 | 11.1 | 12.0 | 11.1 | 23.8 | 17.6 | 13.1 | 16.3 | 13.9 | 18.3 | 13.9 | 44.0 | 12.7 | 14.6 | 15.0 | 15.8 | 9.9 | 15.3 |
| 1205 Dangkao | 3.1 | 11.1 | 4.1 | 12.8 | 6.3 | 1.5 | 2.9 | 4.6 | 3.5 | 1.0 | 0.8 | 2.4 | 1.3 | 4.7 | 5.0 | 2.4 | 1.6 | 2.6 |
| 1206 Mean Chey | 14.5 | 5.6 | 14.3 | 17.9 | 6.3 | 2.9 | 14.5 | 7.8 | 15.6 | 10.3 | 11.7 | 1.2 | 10.1 | 12.8 | 14.7 | 14.9 | 10.6 | 15.2 |
| 1207 Ruessei Kaev | 11.4 | 5.6 | 23.2 | 16.2 | 17.5 | 7.4 | 10.1 | 7.1 | 11.2 | 6.6 | 12.3 | 3.6 | 8.9 | 6.9 | 9.4 | 10.2 | 9.4 | 10.7 |
| 1208 Sen Sok | 7.8 | 16.7 | 8.7 | 10.3 | 3.2 | 4.4 | 7.7 | 3.0 | 8.2 | 6.1 | 4.2 | 6.0 | 6.6 | 6.2 | 10.0 | 7.9 | 4.4 | 7.6 |
| 1209 Pou Senchey | 11.6 | 5.6 | 14.5 | 18.8 | 15.9 | 13.2 | 11.4 | 7.8 | 11.7 | 7.2 | 7.5 | 7.1 | 11.9 | 5.2 | 11.3 | 9.6 | 4.4 | 12.8 |

Annex Table D7-8 Concentration Rate of Number of Persons Engaged by Industry (Section): District

| District | Total | B Mining and quarrying | C Manufac- turing | D Electricity, gas, steam and air condition- ing supply | E Water supply; sewerage, waste manage- ment and remedia- tion activities | F Construc- tion | G Wholesale and retail trade; repair of motor vehicles and motorcycles | H Transpor- tation and storage | I Accommo- dation and food service activities | J Informa- tion and communi- cation | K Financial and insurance activities | L Real estate activities | M Profession- al, scientific and technical activities | N Adminis- trative and support service activities | P Education | Q Human health and social work activities | R Arts, entertain- ment and recreation | S Other service activities |
|------------------------|-------|---------------------------------|-------------------------|--|--|------------------------|--|--|--|---|--|-----------------------------------|--|---|----------------|---|--|-------------------------------------|
| 12 Phnom Penh | 100.0 | 100.0 | 100.0 | 100.0 | 100.0 | 100.0 | 100.0 | 100.0 | 100.0 | 100.0 | 100.0 | 100.0 | 100.0 | 100.0 | 100.0 | 100.0 | 100.0 | 100.0 |
| 1201 Chamkar Mon | 14.5 | 14.2 | 2.7 | 2.7 | 60.0 | 35.1 | 22.6 | 21.7 | 22.0 | 37.6 | 24.5 | 31.2 | 37.1 | 15.4 | 24.2 | 20.4 | 60.4 | 22.9 |
| 1202 Doun Penh | 10.7 | 27.2 | 0.8 | 50.1 | 26.8 | 8.0 | 12.7 | 10.9 | 23.5 | 26.5 | 42.6 | 8.6 | 18.6 | 33.9 | 12.9 | 39.5 | 9.1 | 15.2 |
| 1203 Prampir Meakkakra | 4.8 | 3.0 | 0.5 | - | 2.4 | 1.2 | 10.9 | 6.9 | 7.2 | 4.3 | 8.6 | 3.5 | 9.6 | 4.4 | 6.2 | 5.8 | 5.1 | 6.0 |
| 1204 Tuol Kouk | 9.1 | 19.0 | 2.5 | 12.0 | 2.2 | 13.1 | 14.3 | 9.1 | 14.3 | 10.1 | 9.0 | 27.5 | 15.0 | 14.2 | 20.2 | 16.0 | 8.7 | 14.4 |
| 1205 Dangkao | 2.9 | 5.6 | 4.0 | 2.7 | 1.2 | 1.0 | 2.4 | 1.4 | 2.1 | 1.8 | 0.1 | 1.0 | 0.6 | 2.4 | 3.4 | 0.8 | 0.7 | 1.1 |
| 1206 Mean Chey | 14.4 | 3.0 | 19.0 | 14.3 | 3.4 | 2.7 | 12.1 | 5.6 | 9.3 | 4.3 | 5.3 | 4.4 | 4.1 | 10.7 | 11.0 | 6.2 | 8.0 | 16.7 |
| 1207 Ruessei Kaev | 12.2 | 5.6 | 17.1 | 10.8 | 2.3 | 25.1 | 8.6 | 8.5 | 9.2 | 7.7 | 3.9 | 7.1 | 3.3 | 7.3 | 8.5 | 4.4 | 2.6 | 10.5 |
| 1208 Sen Sok | 9.0 | 22.0 | 13.3 | 2.8 | 0.2 | 1.9 | 6.7 | 2.8 | 5.1 | 4.7 | 1.9 | 6.6 | 5.9 | 7.9 | 7.1 | 3.3 | 2.5 | 3.8 |
| 1209 Pou Senchey | 22.4 | 0.4 | 40.1 | 4.7 | 1.4 | 11.9 | 9.7 | 33.0 | 7.3 | 3.1 | 4.0 | 10.1 | 5.9 | 3.9 | 6.5 | 3.6 | 2.9 | 9.3 |

Annex Table D8-2 Percentages of Number of Establishments and of Number of Persons Engaged by Whether Registered or not at the Ministry of Commerce or Provincial Department of Commerce: District

| District | Percentage of Number of Establishments | | Percentage of Number of Persons Engaged | | | |
|------------------------|--|------------|---|-------|------------|----------------|
| | Total | Registered | Not registered | Total | Registered | Not registered |
| Cambodia | 100.0 | 3.4 | 96.6 | 100.0 | 33.6 | 66.4 |
| 12 Phnom Penh | 100.0 | 6.8 | 93.2 | 100.0 | 58.2 | 41.8 |
| 1201 Chamkar Mon | 100.0 | 9.2 | 90.8 | 100.0 | 42.3 | 57.7 |
| 1202 Doun Penh | 100.0 | 13.1 | 86.9 | 100.0 | 52.8 | 47.2 |
| 1203 Prampir Meakkakra | 100.0 | 9.1 | 90.9 | 100.0 | 28.0 | 72.0 |
| 1204 Tuol Kouk | 100.0 | 8.2 | 91.8 | 100.0 | 31.6 | 68.4 |
| 1205 Dangkao | 100.0 | 3.3 | 96.7 | 100.0 | 60.3 | 39.7 |
| 1206 Mean Chey | 100.0 | 4.2 | 95.8 | 100.0 | 61.1 | 38.9 |
| 1207 Ruessei Kaev | 100.0 | 3.0 | 97.0 | 100.0 | 64.7 | 35.3 |
| 1208 Sen Sok | 100.0 | 4.7 | 95.3 | 100.0 | 68.5 | 31.5 |
| 1209 Pou Senchey | 100.0 | 2.8 | 97.2 | 100.0 | 78.6 | 21.4 |

Annex Table D8-3 Average Number of Persons Engaged per Establishment by Whether Registered or not at the Ministry of Commerce or Provincial Department of Commerce: District

| District | Average Number of Persons Engaged per Establishment | |
|------------------------|---|----------------|
| | Registered | Not registered |
| Cambodia | 3.3 | 2.3 |
| 12 Phnom Penh | 5.8 | 2.6 |
| 1201 Chamkar Mon | 4.9 | 3.1 |
| 1202 Doun Penh | 5.4 | 2.9 |
| 1203 Prampir Meakkakra | 3.0 | 2.4 |
| 1204 Tuol Kouk | 3.9 | 2.9 |
| 1205 Dangkao | 5.6 | 2.3 |
| 1206 Mean Chey | 5.7 | 2.3 |
| 1207 Ruessei Kaev | 6.2 | 2.3 |
| 1208 Sen Sok | 6.8 | 2.2 |
| 1209 Pou Senchey | 11.2 | 2.5 |

Annex Table D9-1 Number of Establishments by Ownership of Establishment: District

| District | Total | Individual proprietor (with no registration) | Sole proprietor (with registration) | Partnership, Company and Cooperative 1) | State-owned organization | NGO | Others |
|---|---------|--|-------------------------------------|---|--------------------------|-------|--------|
| Number of Establishments | | | | | | | |
| Cambodia | 505,134 | 473,197 | 12,027 | 4,405 | 9,119 | 1,114 | 5,272 |
| 12 Phnom Penh | 95,848 | 88,565 | 5,047 | 1,314 | 312 | 320 | 290 |
| 1201 Chamkar Mon | 16,591 | 14,872 | 1,121 | 357 | 34 | 116 | 91 |
| 1202 Doun Penh | 11,139 | 9,639 | 1,177 | 257 | 22 | 33 | 11 |
| 1203 Prampir Meakkakra | 8,783 | 7,969 | 718 | 73 | 5 | 12 | 6 |
| 1204 Tuol Kouk | 12,942 | 11,816 | 940 | 96 | 31 | 48 | 11 |
| 1205 Dangkao | 2,930 | 2,765 | 67 | 30 | 38 | 1 | 29 |
| 1206 Mean Chey | 13,937 | 13,226 | 422 | 135 | 48 | 62 | 44 |
| 1207 Ruessei Kaev | 10,956 | 10,533 | 198 | 120 | 51 | 18 | 36 |
| 1208 Sen Sok | 7,429 | 7,015 | 211 | 132 | 31 | 15 | 25 |
| 1209 Pou Senchey | 11,141 | 10730 | 193 | 114 | 52 | 15 | 37 |
| Concentration Rate of Number of Establishments | | | | | | | |
| 12 Phnom Penh | 100.0 | 100.0 | 100.0 | 100.0 | 100.0 | 100.0 | 100.0 |
| 1201 Chamkar Mon | 17.3 | 16.8 | 22.2 | 27.2 | 10.9 | 36.3 | 31.4 |
| 1202 Doun Penh | 11.6 | 10.9 | 23.3 | 19.6 | 7.1 | 10.3 | 3.8 |
| 1203 Prampir Meakkakra | 9.2 | 9.0 | 14.2 | 5.6 | 1.6 | 3.8 | 2.1 |
| 1204 Tuol Kouk | 13.5 | 13.3 | 18.6 | 7.3 | 9.9 | 15.0 | 3.8 |
| 1205 Dangkao | 3.1 | 3.1 | 1.3 | 2.3 | 12.2 | 0.3 | 10.0 |
| 1206 Mean Chey | 14.5 | 14.9 | 8.4 | 10.3 | 15.4 | 19.4 | 15.2 |
| 1207 Ruessei Kaev | 11.4 | 11.9 | 3.9 | 9.1 | 16.3 | 5.6 | 12.4 |
| 1208 Sen Sok | 7.8 | 7.9 | 4.2 | 10.0 | 9.9 | 4.7 | 8.6 |
| 1209 Pou Senchey | 11.6 | 12.1 | 3.8 | 8.7 | 16.7 | 4.7 | 12.8 |

1) Includes General partnership, Limited partnership, Private limited company, Public limited company, Subsidiary of a foreign company, Branch of a foreign company, Commercial representative office of a foreign company and Cooperative.

Annex Table D9-2 Number of Persons Engaged by Ownership of Establishment: District

| District | Total | Individual proprietor (with no registration) | Sole proprietor (with registration) | Partnership, Company and Cooperative 1) | State-owned organization | NGO | Others |
|--|-----------|--|-------------------------------------|---|--------------------------|--------|--------|
| Number of Persons Engaged | | | | | | | |
| Cambodia | 1,673,390 | 977,977 | 198,919 | 341,908 | 127,466 | 19,192 | 7,928 |
| 12 Phnom Penh | 556,865 | 211,578 | 115,590 | 198,500 | 22,552 | 7,480 | 1,165 |
| 1201 Chamkar Mon | 80,572 | 41,942 | 16,127 | 15,510 | 3,328 | 2,969 | 696 |
| 1202 Doun Penh | 59,782 | 25,145 | 11,229 | 14,347 | 8,074 | 967 | 20 |
| 1203 Prampir Meakkakra | 26,528 | 18,475 | 5,363 | 1,990 | 480 | 193 | 27 |
| 1204 Tuol Kouk | 50,505 | 29,867 | 10,255 | 5,132 | 4,260 | 936 | 55 |
| 1205 Dangkao | 16,418 | 5,554 | 4,014 | 5,893 | 912 | 2 | 43 |
| 1206 Mean Chey | 80,072 | 28,355 | 13,738 | 34,599 | 1,770 | 1,506 | 104 |
| 1207 Ruessei Kaev | 68,035 | 22,140 | 7,072 | 36,643 | 1,816 | 293 | 71 |
| 1208 Sen Sok | 50,238 | 14,649 | 10,787 | 23,454 | 925 | 332 | 91 |
| 1209 Pou Senchey | 124,715 | 25,451 | 37,005 | 60,932 | 987 | 282 | 58 |
| Concentration Rate of Number of Persons Engaged | | | | | | | |
| 12 Phnom Penh | 100.0 | 100.0 | 100.0 | 100.0 | 100.0 | 100.0 | 100.0 |
| 1201 Chamkar Mon | 14.5 | 19.8 | 14.0 | 7.8 | 14.8 | 39.7 | 59.7 |
| 1202 Doun Penh | 10.7 | 11.9 | 9.7 | 7.2 | 35.8 | 12.9 | 1.7 |
| 1203 Prampir Meakkakra | 4.8 | 8.7 | 4.6 | 1.0 | 2.1 | 2.6 | 2.3 |
| 1204 Tuol Kouk | 9.1 | 14.1 | 8.9 | 2.6 | 18.9 | 12.5 | 4.7 |
| 1205 Dangkao | 2.9 | 2.6 | 3.5 | 3.0 | 4.0 | 0.0 | 3.7 |
| 1206 Mean Chey | 14.4 | 13.4 | 11.9 | 17.4 | 7.8 | 20.1 | 8.9 |
| 1207 Ruessei Kaev | 12.2 | 10.5 | 6.1 | 18.5 | 8.1 | 3.9 | 6.1 |
| 1208 Sen Sok | 9.0 | 6.9 | 9.3 | 11.8 | 4.1 | 4.4 | 7.8 |
| 1209 Pou Senchey | 22.4 | 12.0 | 32.0 | 30.7 | 4.4 | 3.8 | 5.0 |

1) Includes General partnership, Limited partnership, Private limited company, Public limited company, Subsidiary of a foreign company, Branch of a foreign company, Commercial representative office of a foreign company and Cooperative.

Annex Table D9-3 Percentages of Establishments and of Number of Persons Engaged by Ownership of Establishment : District

| District | Total | Individual proprietor (with no registration) | Sole proprietor (with registration) | Partnership, Company and Cooperative 1) | State-owned organization | NGO | Others |
|--|-------|--|-------------------------------------|---|--------------------------|-----|--------|
| Percentage of Number of Establishments | | | | | | | |
| Cambodia | 100.0 | 93.7 | 2.4 | 0.9 | 1.8 | 0.2 | 1.0 |
| 12 Phnom Penh | 100.0 | 92.4 | 5.3 | 1.4 | 0.3 | 0.3 | 0.3 |
| 1201 Chamkar Mon | 100.0 | 89.6 | 6.8 | 2.2 | 0.2 | 0.7 | 0.5 |
| 1202 Doun Penh | 100.0 | 86.5 | 10.6 | 2.3 | 0.2 | 0.3 | 0.1 |
| 1203 Prampir Meakkakra | 100.0 | 90.7 | 8.2 | 0.8 | 0.1 | 0.1 | 0.1 |
| 1204 Tuol Kouk | 100.0 | 91.3 | 7.3 | 0.7 | 0.2 | 0.4 | 0.1 |
| 1205 Dangkao | 100.0 | 94.4 | 2.3 | 1.0 | 1.3 | 0.0 | 1.0 |
| 1206 Mean Chey | 100.0 | 94.9 | 3.0 | 1.0 | 0.3 | 0.4 | 0.3 |
| 1207 Ruessei Kaev | 100.0 | 96.1 | 1.8 | 1.1 | 0.5 | 0.2 | 0.3 |
| 1208 Sen Sok | 100.0 | 94.4 | 2.8 | 1.8 | 0.4 | 0.2 | 0.3 |
| 1209 Pou Senchey | 100.0 | 96.3 | 1.7 | 1.0 | 0.5 | 0.1 | 0.3 |
| Percentage of Number of Persons Engaged | | | | | | | |
| Cambodia | 100.0 | 58.4 | 11.9 | 20.4 | 7.6 | 1.1 | 0.5 |
| 12 Phnom Penh | 100.0 | 38.0 | 20.8 | 35.6 | 4.0 | 1.3 | 0.2 |
| 1201 Chamkar Mon | 100.0 | 52.1 | 20.0 | 19.2 | 4.1 | 3.7 | 0.9 |
| 1202 Doun Penh | 100.0 | 42.1 | 18.8 | 24.0 | 13.5 | 1.6 | 0.0 |
| 1203 Prampir Meakkakra | 100.0 | 69.6 | 20.2 | 7.5 | 1.8 | 0.7 | 0.1 |
| 1204 Tuol Kouk | 100.0 | 59.1 | 20.3 | 10.2 | 8.4 | 1.9 | 0.1 |
| 1205 Dangkao | 100.0 | 33.8 | 24.4 | 35.9 | 5.6 | 0.0 | 0.3 |
| 1206 Mean Chey | 100.0 | 35.4 | 17.2 | 43.2 | 2.2 | 1.9 | 0.1 |
| 1207 Ruessei Kaev | 100.0 | 32.5 | 10.4 | 53.9 | 2.7 | 0.4 | 0.1 |
| 1208 Sen Sok | 100.0 | 29.2 | 21.5 | 46.7 | 1.8 | 0.7 | 0.2 |
| 1209 Pou Senchey | 100.0 | 20.4 | 29.7 | 48.9 | 0.8 | 0.2 | 0.0 |

1) Includes General partnership, Limited partnership, Private limited company, Public limited company, Subsidiary of a foreign company, Branch of a foreign company, Commercial representative office of a foreign company and Cooperative.

Annex Table D9-4 Average Number of Persons Engaged per Establishment by Ownership of Establishment: District

| District | Total | Individual proprietor (with no registration) | Sole proprietor (with registration) | Partnership, Company and Cooperative 1) | State-owned organization | NGO | Others |
|------------------------|-------|--|-------------------------------------|---|--------------------------|------|--------|
| Cambodia | 3.3 | 2.1 | 16.5 | 77.6 | 14.0 | 17.2 | 1.5 |
| 12 Phnom Penh | 5.8 | 2.4 | 22.9 | 151.1 | 72.3 | 23.4 | 4.0 |
| 1201 Chamkar Mon | 4.9 | 2.8 | 14.4 | 43.4 | 97.9 | 25.6 | 7.6 |
| 1202 Doun Penh | 5.4 | 2.6 | 9.5 | 55.8 | 367.0 | 29.3 | 1.8 |
| 1203 Prampir Meakkakra | 3.0 | 2.3 | 7.5 | 27.3 | 96.0 | 16.1 | 4.5 |
| 1204 Tuol Kouk | 3.9 | 2.5 | 10.9 | 53.5 | 137.4 | 19.5 | 5.0 |
| 1205 Dangkao | 5.6 | 2.0 | 59.9 | 196.4 | 24.0 | 2.0 | 1.5 |
| 1206 Mean Chey | 5.7 | 2.1 | 32.6 | 256.3 | 36.9 | 24.3 | 2.4 |
| 1207 Ruessei Kaev | 6.2 | 2.1 | 35.7 | 305.4 | 35.6 | 16.3 | 2.0 |
| 1208 Sen Sok | 6.8 | 2.1 | 51.1 | 177.7 | 29.8 | 22.1 | 3.6 |
| 1209 Pou Senchey | 11.2 | 2.4 | 191.7 | 534.5 | 19.0 | 18.8 | 1.6 |

1) Includes General partnership, Limited partnership, Private limited company, Public limited company, Subsidiary of a foreign company, Branch of a foreign company, Commercial representative office of a foreign company and Cooperative.

Annex Table D10-1 Number of Establishments by Nationality of Owner: District

| District | Total | Cambodian | Foreigner | | | | Total |
|---|---------|-----------|-----------|------------|-----------------------|--------|-------|
| | | | Chinese | Vietnamese | Other Asian Countries | Others | |
| Number of Establishments | | | | | | | |
| Cambodia | 505,134 | 499,497 | 2,134 | 2,521 | 549 | 433 | |
| 12 Phnom Penh | 95,848 | 93,537 | 996 | 824 | 332 | 159 | |
| 1201 Chamkar Mon | 16,591 | 16,026 | 171 | 168 | 138 | 88 | |
| 1202 Doun Penh | 11,139 | 10,646 | 325 | 76 | 63 | 29 | |
| 1203 Prampir Meakkakra | 8,783 | 8,652 | 90 | 33 | 6 | 2 | |
| 1204 Tuol Kouk | 12,942 | 12,727 | 52 | 129 | 22 | 12 | |
| 1205 Dangkao | 2,930 | 2,907 | 17 | 3 | 2 | 1 | |
| 1206 Mean Chey | 13,937 | 13,507 | 134 | 266 | 21 | 9 | |
| 1207 Ruessei Kaev | 10,956 | 10,854 | 53 | 33 | 12 | 4 | |
| 1208 Sen Sok | 7,429 | 7,229 | 52 | 109 | 31 | 8 | |
| 1209 Pou Senchey | 11,141 | 10,989 | 102 | 7 | 37 | 6 | |
| Concentration Rate of Number of Establishments | | | | | | | |
| 12 Phnom Penh | 100.0 | 100.0 | 100.0 | 100.0 | 100.0 | 100.0 | |
| 1201 Chamkar Mon | 17.3 | 17.1 | 17.2 | 20.4 | 41.6 | 55.3 | |
| 1202 Doun Penh | 11.6 | 11.4 | 32.6 | 9.2 | 19.0 | 18.2 | |
| 1203 Prampir Meakkakra | 9.2 | 9.2 | 9.0 | 4.0 | 1.8 | 1.3 | |
| 1204 Tuol Kouk | 13.5 | 13.6 | 5.2 | 15.7 | 6.6 | 7.5 | |
| 1205 Dangkao | 3.1 | 3.1 | 1.7 | 0.4 | 0.6 | 0.6 | |
| 1206 Mean Chey | 14.5 | 14.4 | 13.5 | 32.3 | 6.3 | 5.7 | |
| 1207 Ruessei Kaev | 11.4 | 11.6 | 5.3 | 4.0 | 3.6 | 2.5 | |
| 1208 Sen Sok | 7.8 | 7.7 | 5.2 | 13.2 | 9.3 | 5.0 | |
| 1209 Pou Senchey | 11.6 | 11.7 | 10.2 | 0.8 | 11.1 | 3.8 | |

Annex Table D10-2 Number of Persons Engaged by Nationality of Owner: District

| District | Total | Cambodian | Foreigner | | | | Others |
|------------------------|-----------|-----------|--|---------|------------|-----------------------|--------|
| | | | Total | Chinese | Vietnamese | Other Asian Countries | |
| Cambodia | | | Number of Persons Engaged | | | | |
| 12 Phnom Penh | 1,673,390 | 1,381,254 | 292,136 | 187,926 | 8,014 | 75,184 | 21,012 |
| 1201 Chamkar Mon | 80,572 | 65,566 | 15,006 | 3,516 | 1,216 | 7,953 | 2,321 |
| 1202 Doun Penh | 59,782 | 51,273 | 8,509 | 5,626 | 389 | 1,340 | 1,154 |
| 1203 Prampir Meakkakra | 26,528 | 25,918 | 610 | 442 | 105 | 48 | 15 |
| 1204 Tuol Kouk | 50,505 | 47,020 | 3,485 | 2,080 | 433 | 326 | 646 |
| 1205 Dangkao | 16,418 | 8,402 | 8,016 | 7,328 | 12 | 143 | 533 |
| 1206 Mean Chey | 80,072 | 51,475 | 28,597 | 19,378 | 663 | 7,464 | 1,092 |
| 1207 Ruessei Kaev | 68,035 | 39,227 | 28,808 | 24,102 | 82 | 2,916 | 1,708 |
| 1208 Sen Sok | 50,238 | 23,365 | 26,873 | 13,685 | 513 | 12,460 | 215 |
| 1209 Pou Senchey | 124,715 | 67,689 | 57,026 | 35,876 | 20 | 18,063 | 3,067 |
| 12 Phnom Penh | 100.0 | 100.0 | 100.0 | 100.0 | 100.0 | 100.0 | 100.0 |
| 1201 Chamkar Mon | 14.5 | 17.3 | 8.5 | 3.1 | 35.4 | 15.7 | 21.6 |
| 1202 Doun Penh | 10.7 | 13.5 | 4.8 | 5.0 | 11.3 | 2.6 | 10.7 |
| 1203 Prampir Meakkakra | 4.8 | 6.8 | 0.3 | 0.4 | 3.1 | 0.1 | 0.1 |
| 1204 Tuol Kouk | 9.1 | 12.4 | 2.0 | 1.9 | 12.6 | 0.6 | 6.0 |
| 1205 Dangkao | 2.9 | 2.2 | 4.5 | 6.5 | 0.3 | 0.3 | 5.0 |
| 1206 Mean Chey | 14.4 | 13.5 | 16.2 | 17.3 | 19.3 | 14.7 | 10.2 |
| 1207 Ruessei Kaev | 12.2 | 10.3 | 16.3 | 21.5 | 2.4 | 5.8 | 15.9 |
| 1208 Sen Sok | 9.0 | 6.1 | 15.2 | 12.2 | 14.9 | 24.6 | 2.0 |
| 1209 Pou Senchey | 22.4 | 17.8 | 32.2 | 32.0 | 0.6 | 35.6 | 28.5 |
| | | | Concentration Rate of Number of Persons Engaged | | | | |

**Annex Table D10-3 Percentages of Number of Establishments and of Number of Persons Engaged by Nationality of Owner
: District**

| District | Total | | Cambodian | Foreigner | | | | Others |
|--|-------|------|-----------|-----------|------------|-----------------------|-----|--------|
| | | | | Chinese | Vietnamese | Other Asian Countries | | |
| Percentage of Number of Establishments | | | | | | | | |
| Cambodia | 100.0 | 98.9 | 1.1 | 0.4 | 0.5 | 0.1 | 0.1 | |
| 12 Phnom Penh | 100.0 | 97.6 | 2.4 | 1.0 | 0.9 | 0.3 | 0.2 | |
| 1201 Chamkar Mon | 100.0 | 96.6 | 3.4 | 1.0 | 1.0 | 0.8 | 0.5 | |
| 1202 Doun Penh | 100.0 | 95.6 | 4.4 | 2.9 | 0.7 | 0.6 | 0.3 | |
| 1203 Prampir Meakkakra | 100.0 | 98.5 | 1.5 | 1.0 | 0.4 | 0.1 | 0.0 | |
| 1204 Tuol Kouk | 100.0 | 98.3 | 1.7 | 0.4 | 1.0 | 0.2 | 0.1 | |
| 1205 Dangkao | 100.0 | 99.2 | 0.8 | 0.6 | 0.1 | 0.1 | 0.0 | |
| 1206 Mean Chey | 100.0 | 96.9 | 3.1 | 1.0 | 1.9 | 0.2 | 0.1 | |
| 1207 Ruessei Kaev | 100.0 | 99.1 | 0.9 | 0.5 | 0.3 | 0.1 | 0.0 | |
| 1208 Sen Sok | 100.0 | 97.3 | 2.7 | 0.7 | 1.5 | 0.4 | 0.1 | |
| 1209 Pou Senchey | 100.0 | 98.6 | 1.4 | 0.9 | 0.1 | 0.3 | 0.1 | |
| Percentage of Number of Persons Engaged | | | | | | | | |
| Cambodia | 100.0 | 82.5 | 17.5 | 11.2 | 0.5 | 4.5 | 1.3 | |
| 12 Phnom Penh | 100.0 | 68.2 | 31.8 | 20.1 | 0.6 | 9.1 | 1.9 | |
| 1201 Chamkar Mon | 100.0 | 81.4 | 18.6 | 4.4 | 1.5 | 9.9 | 2.9 | |
| 1202 Doun Penh | 100.0 | 85.8 | 14.2 | 9.4 | 0.7 | 2.2 | 1.9 | |
| 1203 Prampir Meakkakra | 100.0 | 97.7 | 2.3 | 1.7 | 0.4 | 0.2 | 0.1 | |
| 1204 Tuol Kouk | 100.0 | 93.1 | 6.9 | 4.1 | 0.9 | 0.6 | 1.3 | |
| 1205 Dangkao | 100.0 | 51.2 | 48.8 | 44.6 | 0.1 | 0.9 | 3.2 | |
| 1206 Mean Chey | 100.0 | 64.3 | 35.7 | 24.2 | 0.8 | 9.3 | 1.4 | |
| 1207 Ruessei Kaev | 100.0 | 57.7 | 42.3 | 35.4 | 0.1 | 4.3 | 2.5 | |
| 1208 Sen Sok | 100.0 | 46.5 | 53.5 | 27.2 | 1.0 | 24.8 | 0.4 | |
| 1209 Pou Senchey | 100.0 | 54.3 | 45.7 | 28.8 | 0.0 | 14.5 | 2.5 | |

Annex Table D10-4 Average Number of Persons Engaged per Establishment by Nationality of Owner: District

| District | Total | Cambodian | Foreigner | | | | |
|------------------------|-------|-----------|-----------|---------|------------|-----------------------|--------|
| | | | Total | Chinese | Vietnamese | Other Asian Countries | Others |
| Cambodia | | | 51.8 | 88.1 | 3.2 | 136.9 | 48.5 |
| 12 Phnom Penh | | | 76.6 | 112.5 | 4.2 | 152.8 | 67.6 |
| 1201 Chamkar Mon | 3.3 | 2.8 | 26.6 | 20.6 | 7.2 | 57.6 | 26.4 |
| 1202 Doun Penh | 5.8 | 4.1 | 17.3 | 17.3 | 5.1 | 21.3 | 39.8 |
| 1203 Prampir Meakkakra | 4.9 | 4.1 | 4.7 | 4.9 | 3.2 | 8.0 | 7.5 |
| 1204 Tuol Kouk | 3.0 | 3.0 | 16.2 | 40.0 | 3.4 | 14.8 | 53.8 |
| 1205 Dangkao | 3.9 | 3.7 | 348.5 | 431.1 | 4.0 | 71.5 | 533.0 |
| 1206 Mean Chey | 5.6 | 2.9 | 66.5 | 144.6 | 2.5 | 355.4 | 121.3 |
| 1207 Ruessei Kaev | 5.7 | 3.8 | 282.4 | 454.8 | 2.5 | 243.0 | 427.0 |
| 1208 Sen Sok | 6.2 | 3.6 | 134.4 | 263.2 | 4.7 | 401.9 | 26.9 |
| 1209 Pou Senchey | 6.8 | 3.2 | 375.2 | 351.7 | 2.9 | 488.2 | 511.2 |

Annex Table D11-1 Number of Establishments by Size of Persons Engaged: District

| District | Total | 1 person | 2-4 persons | 5-9 persons | 10-19 persons | 20-49 persons | 50-99 persons | 100 persons or more |
|---|---------|----------|-------------|-------------|---------------|---------------|---------------|---------------------|
| Number of Establishments | | | | | | | | |
| Cambodia | 505,134 | 222,167 | 243,471 | 26,361 | 8,055 | 3,461 | 833 | 786 |
| 12 Phnom Penh | 95,848 | 44,126 | 38,960 | 7,984 | 2,663 | 1,276 | 369 | 470 |
| 1201 Chamkar Mon | 16,591 | 6,587 | 6,789 | 2,000 | 708 | 370 | 82 | 55 |
| 1202 Doun Penh | 11,139 | 4,410 | 4,547 | 1,367 | 486 | 218 | 65 | 46 |
| 1203 Prampir Meakkakra | 8,783 | 3,724 | 3,970 | 768 | 200 | 88 | 25 | 8 |
| 1204 Tuol Kouk | 12,942 | 5,310 | 5,675 | 1,275 | 425 | 169 | 53 | 35 |
| 1205 Dangkao | 2,930 | 1,548 | 1,130 | 118 | 71 | 34 | 9 | 20 |
| 1206 Mean Chey | 13,937 | 6,812 | 5,831 | 792 | 252 | 124 | 38 | 88 |
| 1207 Ruessei Kaev | 10,956 | 5,870 | 4,026 | 650 | 200 | 112 | 37 | 61 |
| 1208 Sen Sok | 7,429 | 4,320 | 2,358 | 432 | 170 | 83 | 25 | 41 |
| 1209 Pou Senchey | 11,141 | 5,545 | 4,634 | 582 | 151 | 78 | 35 | 116 |
| Concentration Rate of Number of Establishments | | | | | | | | |
| 12 Phnom Penh | 100.0 | 100.0 | 100.0 | 100.0 | 100.0 | 100.0 | 100.0 | 100.0 |
| 1201 Chamkar Mon | 17.3 | 14.9 | 17.4 | 25.1 | 26.6 | 29.0 | 22.2 | 11.7 |
| 1202 Doun Penh | 11.6 | 10.0 | 11.7 | 17.1 | 18.3 | 17.1 | 17.6 | 9.8 |
| 1203 Prampir Meakkakra | 9.2 | 8.4 | 10.2 | 9.6 | 7.5 | 6.9 | 6.8 | 1.7 |
| 1204 Tuol Kouk | 13.5 | 12.0 | 14.6 | 16.0 | 16.0 | 13.2 | 14.4 | 7.4 |
| 1205 Dangkao | 3.1 | 3.5 | 2.9 | 1.5 | 2.7 | 2.7 | 2.4 | 4.3 |
| 1206 Mean Chey | 14.5 | 15.4 | 15.0 | 9.9 | 9.5 | 9.7 | 10.3 | 18.7 |
| 1207 Ruessei Kaev | 11.4 | 13.3 | 10.3 | 8.1 | 7.5 | 8.8 | 10.0 | 13.0 |
| 1208 Sen Sok | 7.8 | 9.8 | 6.1 | 5.4 | 6.4 | 6.5 | 6.8 | 8.7 |
| 1209 Pou Senchey | 11.6 | 12.6 | 11.9 | 7.3 | 5.7 | 6.1 | 9.5 | 24.7 |

Annex Table D11-2 Number of Persons Engaged by Size of Persons Engaged: District

| District | Total | 1 person | 2-4 persons | 5-9 persons | 10-19 persons | 20-49 persons | 50-99 persons | 100 persons or more |
|--|-----------|----------|-------------|-------------|---------------|---------------|---------------|---------------------|
| Number of Persons Engaged | | | | | | | | |
| Cambodia | 1,673,390 | 222,167 | 575,076 | 163,287 | 105,871 | 99,471 | 55,279 | 452,239 |
| 12 Phnom Penh | 556,865 | 44,126 | 96,619 | 49,780 | 34,816 | 37,036 | 24,557 | 269,931 |
| 1201 Chamkar Mon | 80,572 | 6,587 | 17,484 | 12,613 | 9,279 | 10,659 | 5,303 | 18,647 |
| 1202 Doun Penh | 59,782 | 4,410 | 11,681 | 8,655 | 6,341 | 6,230 | 4,252 | 18,213 |
| 1203 Prampir Meakkakra | 26,528 | 3,724 | 9,884 | 4,735 | 2,525 | 2,522 | 1,642 | 1,496 |
| 1204 Tuol Kouk | 50,505 | 5,310 | 14,471 | 7,959 | 5,504 | 4,800 | 3,541 | 8,920 |
| 1205 Dangkao | 16,418 | 1,548 | 2,684 | 746 | 959 | 967 | 651 | 8,863 |
| 1206 Mean Chey | 80,072 | 6,812 | 14,073 | 4,827 | 3,325 | 3,744 | 2,543 | 44,748 |
| 1207 Ruessei Kaev | 68,035 | 5,870 | 9,654 | 4,017 | 2,613 | 3,355 | 2,571 | 39,955 |
| 1208 Sen Sok | 50,238 | 4,320 | 5,667 | 2,724 | 2,284 | 2,516 | 1,696 | 31,031 |
| 1209 Pou Senchey | 124,715 | 5,545 | 11,021 | 3,504 | 1,986 | 2,243 | 2,358 | 98,058 |
| Concentration Rate of Number of Persons Engaged | | | | | | | | |
| 12 Phnom Penh | 100.0 | 100.0 | 100.0 | 100.0 | 100.0 | 100.0 | 100.0 | 100.0 |
| 1201 Chamkar Mon | 14.5 | 14.9 | 18.1 | 25.3 | 26.7 | 28.8 | 21.6 | 6.9 |
| 1202 Doun Penh | 10.7 | 10.0 | 12.1 | 17.4 | 18.2 | 16.8 | 17.3 | 6.7 |
| 1203 Prampir Meakkakra | 4.8 | 8.4 | 10.2 | 9.5 | 7.3 | 6.8 | 6.7 | 0.6 |
| 1204 Tuol Kouk | 9.1 | 12.0 | 15.0 | 16.0 | 15.8 | 13.0 | 14.4 | 3.3 |
| 1205 Dangkao | 2.9 | 3.5 | 2.8 | 1.5 | 2.8 | 2.6 | 2.7 | 3.3 |
| 1206 Mean Chey | 14.4 | 15.4 | 14.6 | 9.7 | 9.6 | 10.1 | 10.4 | 16.6 |
| 1207 Ruessei Kaev | 12.2 | 13.3 | 10.0 | 8.1 | 7.5 | 9.1 | 10.5 | 14.8 |
| 1208 Sen Sok | 9.0 | 9.8 | 5.9 | 5.5 | 6.6 | 6.8 | 6.9 | 11.5 |
| 1209 Pou Senchey | 22.4 | 12.6 | 11.4 | 7.0 | 5.7 | 6.1 | 9.6 | 36.3 |

**Annex Table D11-3 Percentages of Establishments and of Number of Persons Engaged
by Size of Persons Engaged: District**

| District | Total | 1 person | 2-4 persons | 5-9 persons | 10-19 persons | 20-49 persons | 50-99 persons | 100 persons or more |
|--|-------|----------|-------------|-------------|---------------|---------------|---------------|---------------------|
| Percentage of Number of Establishments | | | | | | | | |
| Cambodia | 100.0 | 44.0 | 48.2 | 5.2 | 1.6 | 0.7 | 0.2 | 0.2 |
| 12 Phnom Penh | 100.0 | 46.0 | 40.6 | 8.3 | 2.8 | 1.3 | 0.4 | 0.5 |
| 1201 Chamkar Mon | 100.0 | 39.7 | 40.9 | 12.1 | 4.3 | 2.2 | 0.5 | 0.3 |
| 1202 Doun Penh | 100.0 | 39.6 | 40.8 | 12.3 | 4.4 | 2.0 | 0.6 | 0.4 |
| 1203 Prampir Meakkakra | 100.0 | 42.4 | 45.2 | 8.7 | 2.3 | 1.0 | 0.3 | 0.1 |
| 1204 Tuol Kouk | 100.0 | 41.0 | 43.8 | 9.9 | 3.3 | 1.3 | 0.4 | 0.3 |
| 1205 Dangkao | 100.0 | 52.8 | 38.6 | 4.0 | 2.4 | 1.2 | 0.3 | 0.7 |
| 1206 Mean Chey | 100.0 | 48.9 | 41.8 | 5.7 | 1.8 | 0.9 | 0.3 | 0.6 |
| 1207 Ruessei Kaev | 100.0 | 53.6 | 36.7 | 5.9 | 1.8 | 1.0 | 0.3 | 0.6 |
| 1208 Sen Sok | 100.0 | 58.2 | 31.7 | 5.8 | 2.3 | 1.1 | 0.3 | 0.6 |
| 1209 Pou Senchey | 100.0 | 49.8 | 41.6 | 5.2 | 1.4 | 0.7 | 0.3 | 1.0 |
| Percentage of Number of Persons Engaged | | | | | | | | |
| Cambodia | 100.0 | 13.3 | 34.4 | 9.8 | 6.3 | 5.9 | 3.3 | 27.0 |
| 12 Phnom Penh | 100.0 | 7.9 | 17.4 | 8.9 | 6.3 | 6.7 | 4.4 | 48.5 |
| 1201 Chamkar Mon | 100.0 | 8.2 | 21.7 | 15.7 | 11.5 | 13.2 | 6.6 | 23.1 |
| 1202 Doun Penh | 100.0 | 7.4 | 19.5 | 14.5 | 10.6 | 10.4 | 7.1 | 30.5 |
| 1203 Prampir Meakkakra | 100.0 | 14.0 | 37.3 | 17.8 | 9.5 | 9.5 | 6.2 | 5.6 |
| 1204 Tuol Kouk | 100.0 | 10.5 | 28.7 | 15.8 | 10.9 | 9.5 | 7.0 | 17.7 |
| 1205 Dangkao | 100.0 | 9.4 | 16.3 | 4.5 | 5.8 | 5.9 | 4.0 | 54.0 |
| 1206 Mean Chey | 100.0 | 8.5 | 17.6 | 6.0 | 4.2 | 4.7 | 3.2 | 55.9 |
| 1207 Ruessei Kaev | 100.0 | 8.6 | 14.2 | 5.9 | 3.8 | 4.9 | 3.8 | 58.7 |
| 1208 Sen Sok | 100.0 | 8.6 | 11.3 | 5.4 | 4.5 | 5.0 | 3.4 | 61.8 |
| 1209 Pou Senchey | 100.0 | 4.4 | 8.8 | 2.8 | 1.6 | 1.8 | 1.9 | 78.6 |

Annex Table D11-4 Number of Establishments by Size of Persons Engaged: District

| District | Size of Persons Engaged | | | | | | | | | | | (Recount) | | | | |
|---|-------------------------|----------|-----------|-----------|-----------|-------------|---------------|---------------|---------------|-----------------|-----------------|-----------------------|--------------|---------------|----------------|---------------------|
| | Total | 1 person | 2 persons | 3 persons | 4 persons | 5-9 persons | 10-19 persons | 20-49 persons | 50-99 persons | 100-499 persons | 500-999 persons | 1,000 persons or more | 1-10 persons | 11-50 persons | 51-100 persons | 101 persons or more |
| Number of Establishments | | | | | | | | | | | | | | | | |
| Cambodia | 505,134 | 222,167 | 176,214 | 46,380 | 20,877 | 26,361 | 8,055 | 3,461 | 833 | 544 | 123 | 119 | 493,544 | 10,009 | 800 | 781 |
| 12 Phnom Penh | 95,848 | 44,126 | 25,163 | 8,895 | 4,902 | 7,984 | 2,663 | 1,276 | 369 | 318 | 80 | 72 | 91,587 | 3,437 | 357 | 467 |
| 1201 Chamkar Mon | 16,591 | 6,587 | 3,968 | 1,736 | 1,085 | 2,000 | 708 | 370 | 82 | 49 | 2 | 4 | 15,511 | 943 | 82 | 55 |
| 1202 Doun Penh | 11,139 | 4,410 | 2,683 | 1,141 | 723 | 1,367 | 486 | 218 | 65 | 35 | 8 | 3 | 10,414 | 622 | 57 | 46 |
| 1203 Prampir Meakkakra | 8,783 | 3,724 | 2,504 | 988 | 478 | 768 | 200 | 88 | 25 | 8 | - | - | 8,515 | 236 | 24 | 8 |
| 1204 Tuol Kouk | 12,942 | 5,310 | 3,393 | 1,443 | 839 | 1,275 | 425 | 169 | 53 | 33 | 1 | 1 | 12,367 | 490 | 52 | 33 |
| 1205 Dangkao | 2,930 | 1,548 | 818 | 200 | 112 | 118 | 71 | 34 | 9 | 13 | 6 | 1 | 2,808 | 93 | 9 | 20 |
| 1206 Mean Chey | 13,937 | 6,812 | 4,015 | 1,221 | 595 | 792 | 252 | 124 | 38 | 59 | 17 | 12 | 13,470 | 341 | 38 | 88 |
| 1207 Ruessei Kaev | 10,956 | 5,870 | 2,807 | 836 | 383 | 650 | 200 | 112 | 37 | 38 | 10 | 13 | 10,575 | 285 | 35 | 61 |
| 1208 Sen Sok | 7,429 | 4,320 | 1,659 | 447 | 252 | 432 | 170 | 83 | 25 | 28 | 4 | 9 | 7,134 | 230 | 25 | 40 |
| 1209 Pou Senchey | 11,141 | 5,545 | 3,316 | 883 | 435 | 582 | 151 | 78 | 35 | 55 | 32 | 29 | 10,793 | 197 | 35 | 116 |
| Concentration Rate of Number of Establishments | | | | | | | | | | | | | | | | |
| 12 Phnom Penh | 100.0 | 100.0 | 100.0 | 100.0 | 100.0 | 100.0 | 100.0 | 100.0 | 100.0 | 100.0 | 100.0 | 100.0 | 100.0 | 100.0 | 100.0 | 100.0 |
| 1201 Chamkar Mon | 17.3 | 14.9 | 15.8 | 19.5 | 22.1 | 25.1 | 26.6 | 29.0 | 22.2 | 15.4 | 2.5 | 5.6 | 16.9 | 27.4 | 23.0 | 11.8 |
| 1202 Doun Penh | 11.6 | 10.0 | 10.7 | 12.8 | 14.7 | 17.1 | 18.3 | 17.1 | 17.6 | 11.0 | 10.0 | 4.2 | 11.4 | 18.1 | 16.0 | 9.9 |
| 1203 Prampir Meakkakra | 9.2 | 8.4 | 10.0 | 11.1 | 9.8 | 9.6 | 7.5 | 6.9 | 6.8 | 2.5 | - | - | 9.3 | 6.9 | 6.7 | 1.7 |
| 1204 Tuol Kouk | 13.5 | 12.0 | 13.5 | 16.2 | 17.1 | 16.0 | 16.0 | 13.2 | 14.4 | 10.4 | 1.3 | 1.4 | 13.5 | 14.3 | 14.6 | 7.1 |
| 1205 Dangkao | 3.1 | 3.5 | 3.3 | 2.2 | 2.3 | 1.5 | 2.7 | 2.7 | 2.4 | 4.1 | 7.5 | 1.4 | 3.1 | 2.7 | 2.5 | 4.3 |
| 1206 Mean Chey | 14.5 | 15.4 | 16.0 | 13.7 | 12.1 | 9.9 | 9.5 | 9.7 | 10.3 | 18.6 | 21.3 | 16.7 | 14.7 | 9.9 | 10.6 | 18.8 |
| 1207 Ruessei Kaev | 11.4 | 13.3 | 11.2 | 9.4 | 7.8 | 8.1 | 7.5 | 8.8 | 10.0 | 11.9 | 12.5 | 18.1 | 11.5 | 8.3 | 9.8 | 13.1 |
| 1208 Sen Sok | 7.8 | 9.8 | 6.6 | 5.0 | 5.1 | 5.4 | 6.4 | 6.5 | 6.8 | 8.8 | 5.0 | 12.5 | 7.8 | 6.7 | 7.0 | 8.6 |
| 1209 Pou Senchey | 11.6 | 12.6 | 13.2 | 9.9 | 8.9 | 7.3 | 5.7 | 6.1 | 9.5 | 17.3 | 40.0 | 40.3 | 11.8 | 5.7 | 9.8 | 24.8 |

Annex Table D12 Number of Entities, Amounts of Annual Sales, Expenses and Profit and Loss: District

| District | Number of Entities | Amount of Annual Sales (USD) | Amount of Annual Expenses (USD) | Amount of Annual Profit and Loss (USD) |
|------------------------|--------------------|---------------------------------|------------------------------------|--|
| Cambodia | 496,355 | 12,678,385,624 | 10,978,911,872 | 1,699,473,752 |
| 12 Phnom Penh | 93,119 | 7,026,734,265 | 6,302,504,300 | 724,229,964 |
| 1201 Chamkar Mon | 15,854 | 1,522,570,192 | 1,337,618,906 | 184,951,286 |
| 1202 Doun Penh | 10,733 | 2,141,470,015 | 1,841,055,350 | 300,414,665 |
| 1203 Prampir Meakkakra | 8,401 | 253,421,530 | 199,122,678 | 54,298,851 |
| 1204 Tuol Kouk | 12,576 | 656,348,136 | 615,539,738 | 40,808,398 |
| 1205 Dangkao | 2,867 | 52,339,490 | 51,518,655 | 820,835 |
| 1206 Mean Chey | 13,656 | 641,432,774 | 585,831,839 | 55,600,935 |
| 1207 Ruessei Kaev | 10,784 | 607,578,969 | 560,309,355 | 47,269,614 |
| 1208 Sen Sok | 7,275 | 273,158,305 | 247,584,524 | 25,573,781 |
| 1209 Pou Senchey | 10,973 | 878,414,854 | 863,923,255 | 14,491,599 |

Number of Entities, Amounts of Annual Sales, Expenses and Profit and Loss

Concentration Rate of Number of Entities, Amounts of Annual Sales, Expenses and Profit and Loss

| | | | | |
|------------------------|--------------|--------------|--------------|--------------|
| 12 Phnom Penh | 100.0 | 100.0 | 100.0 | 100.0 |
| 1201 Chamkar Mon | 17.0 | 21.7 | 21.2 | 25.5 |
| 1202 Doun Penh | 11.5 | 30.5 | 29.2 | 41.5 |
| 1203 Prampir Meakkakra | 9.0 | 3.6 | 3.2 | 7.5 |
| 1204 Tuol Kouk | 13.5 | 9.3 | 9.8 | 5.6 |
| 1205 Dangkao | 3.1 | 0.7 | 0.8 | 0.1 |
| 1206 Mean Chey | 14.7 | 9.1 | 9.3 | 7.7 |
| 1207 Ruessei Kaev | 11.6 | 8.6 | 8.9 | 6.5 |
| 1208 Sen Sok | 7.8 | 3.9 | 3.9 | 3.5 |
| 1209 Pou Senchey | 11.8 | 12.5 | 13.7 | 2.0 |

Annex Table D13-1 Number of Entities by Size of Annual Sales: District

| District | Total | 0 | under 500 dollars | 500 - under 1,000 dollars | 1,000 - under 2,000 dollars | 2,000 - under 3,000 dollars | 3,000 - under 5,000 dollars | 5,000 - under 7,500 dollars | 7,500 - under 10,000 dollars | 10,000 - under 25,000 dollars | 25,000 - under 50,000 dollars | 50,000 dollars or more |
|---|---------|-------|-------------------|---------------------------|-----------------------------|-----------------------------|-----------------------------|-----------------------------|------------------------------|-------------------------------|-------------------------------|------------------------|
| Number of Entities | | | | | | | | | | | | |
| Cambodia | 496,355 | 94 | 14,106 | 30,217 | 73,476 | 46,349 | 86,330 | 72,657 | 46,768 | 74,406 | 30,110 | 21,842 |
| 12 Phnom Penh | 93,119 | 78 | 737 | 2,783 | 8,637 | 6,395 | 14,714 | 14,386 | 9,342 | 19,690 | 8,776 | 7,581 |
| 1201 Chamkar Mon | 15,854 | 22 | 47 | 125 | 572 | 498 | 1,615 | 2,179 | 1,505 | 4,399 | 2,343 | 2,549 |
| 1202 Doun Penh | 10,733 | 9 | 85 | 197 | 777 | 649 | 1,637 | 1,623 | 1,038 | 2,721 | 1,142 | 855 |
| 1203 Prampir Meakkakra | 8,401 | 7 | 39 | 125 | 620 | 521 | 1,254 | 1,190 | 1,047 | 2,058 | 853 | 687 |
| 1204 Tuol Kouk | 12,576 | 10 | 64 | 189 | 905 | 711 | 1,828 | 2,014 | 1,252 | 3,112 | 1,375 | 1,116 |
| 1205 Dangkao | 2,867 | 4 | 34 | 168 | 505 | 288 | 572 | 430 | 292 | 391 | 96 | 87 |
| 1206 Mean Chey | 13,656 | 4 | 115 | 477 | 1,617 | 1,187 | 2,590 | 2,387 | 1,442 | 2,255 | 851 | 731 |
| 1207 Ruessei Kaev | 10,784 | 11 | 161 | 693 | 1,080 | 709 | 1,518 | 1,644 | 1,062 | 2,155 | 1,021 | 730 |
| 1208 Sen Sok | 7,275 | 7 | 80 | 268 | 965 | 645 | 1,403 | 1,170 | 708 | 1,157 | 493 | 379 |
| 1209 Pou Senchey | 10,973 | 4 | 112 | 541 | 1,596 | 1,187 | 2,297 | 1,749 | 996 | 1,442 | 602 | 447 |
| Concentration Rate of Number of Entities | | | | | | | | | | | | |
| 12 Phnom Penh | 100.0 | 100.0 | 100.0 | 100.0 | 100.0 | 100.0 | 100.0 | 100.0 | 100.0 | 100.0 | 100.0 | 100.0 |
| 1201 Chamkar Mon | 17.0 | 28.2 | 6.4 | 4.5 | 6.6 | 7.8 | 11.0 | 15.1 | 16.1 | 22.3 | 26.7 | 33.6 |
| 1202 Doun Penh | 11.5 | 11.5 | 11.5 | 7.1 | 9.0 | 10.1 | 11.1 | 11.3 | 11.1 | 13.8 | 13.0 | 11.3 |
| 1203 Prampir Meakkakra | 9.0 | 9.0 | 5.3 | 4.5 | 7.2 | 8.1 | 8.5 | 8.3 | 11.2 | 10.5 | 9.7 | 9.1 |
| 1204 Tuol Kouk | 13.5 | 12.8 | 8.7 | 6.8 | 10.5 | 11.1 | 12.4 | 14.0 | 13.4 | 15.8 | 15.7 | 14.7 |
| 1205 Dangkao | 3.1 | 5.1 | 4.6 | 6.0 | 5.8 | 4.5 | 3.9 | 3.0 | 3.1 | 2.0 | 1.1 | 1.1 |
| 1206 Mean Chey | 14.7 | 5.1 | 15.6 | 17.1 | 18.7 | 18.6 | 17.6 | 16.6 | 15.4 | 11.5 | 9.7 | 9.6 |
| 1207 Ruessei Kaev | 11.6 | 14.1 | 21.8 | 24.9 | 12.5 | 11.1 | 10.3 | 11.4 | 11.4 | 10.9 | 11.6 | 9.6 |
| 1208 Sen Sok | 7.8 | 9.0 | 10.9 | 9.6 | 11.2 | 10.1 | 9.5 | 8.1 | 7.6 | 5.9 | 5.6 | 5.0 |
| 1209 Pou Senchey | 11.8 | 5.1 | 15.2 | 19.4 | 18.5 | 18.6 | 15.6 | 12.2 | 10.7 | 7.3 | 6.9 | 5.9 |

Annex Table D13-2 Percentage of Number of Entities by Size of Annual Sales: District

| District | Total | 0 | under 500 dollars | 500 - under 1,000 dollars | 1,000 - under 2,000 dollars | 2,000 - under 3,000 dollars | 3,000 - under 5,000 dollars | 5,000 - under 7,500 dollars | 7,500 - under 10,000 dollars | 10,000 - under 25,000 dollars | 25,000 - under 50,000 dollars | 50,000 dollars or more |
|------------------------|-------|-----|-------------------|---------------------------|-----------------------------|-----------------------------|-----------------------------|-----------------------------|------------------------------|-------------------------------|-------------------------------|------------------------|
| Cambodia | 100.0 | 0.0 | 2.8 | 6.1 | 14.8 | 9.3 | 17.4 | 14.6 | 9.4 | 15.0 | 6.1 | 4.4 |
| 12 Phnom Penh | 100.0 | 0.1 | 0.8 | 3.0 | 9.3 | 6.9 | 15.8 | 15.4 | 10.0 | 21.1 | 9.4 | 8.1 |
| 1201 Chamkar Mon | 100.0 | 0.1 | 0.3 | 0.8 | 3.6 | 3.1 | 10.2 | 13.7 | 9.5 | 27.7 | 14.8 | 16.1 |
| 1202 Doun Penh | 100.0 | 0.1 | 0.8 | 1.8 | 7.2 | 6.0 | 15.3 | 15.1 | 9.7 | 25.4 | 10.6 | 8.0 |
| 1203 Prampir Meakkakra | 100.0 | 0.1 | 0.5 | 1.5 | 7.4 | 6.2 | 14.9 | 14.2 | 12.5 | 24.5 | 10.2 | 8.2 |
| 1204 Tuol Kouk | 100.0 | 0.1 | 0.5 | 1.5 | 7.2 | 5.7 | 14.5 | 16.0 | 10.0 | 24.7 | 10.9 | 8.9 |
| 1205 Dangkao | 100.0 | 0.1 | 1.2 | 5.9 | 17.6 | 10.0 | 20.0 | 15.0 | 10.2 | 13.6 | 3.3 | 3.0 |
| 1206 Mean Chey | 100.0 | 0.0 | 0.8 | 3.5 | 11.8 | 8.7 | 19.0 | 17.5 | 10.6 | 16.5 | 6.2 | 5.4 |
| 1207 Ruessei Kaev | 100.0 | 0.1 | 1.5 | 6.4 | 10.0 | 6.6 | 14.1 | 15.2 | 9.8 | 20.0 | 9.5 | 6.8 |
| 1208 Sen Sok | 100.0 | 0.1 | 1.1 | 3.7 | 13.3 | 8.9 | 19.3 | 16.1 | 9.7 | 15.9 | 6.8 | 5.2 |
| 1209 Pou Senchey | 100.0 | 0.0 | 1.0 | 4.9 | 14.5 | 10.8 | 20.9 | 15.9 | 9.1 | 13.1 | 5.5 | 4.1 |

Annex Table D14-1 Number of Entities by Size of Annual Expenses: District

| District | Total | 0 | under 500 dollars | 500 - under 1,000 dollars | 1,000 - under 2,000 dollars | 2,000 - under 3,000 dollars | 3,000 - under 5,000 dollars | 5,000 - under 7,500 dollars | 7,500 - under 10,000 dollars | 10,000 - under 25,000 dollars | 25,000 - under 50,000 dollars | 50,000 dollars or more |
|------------------------|---------|-------|-------------------|---------------------------|---|-----------------------------|-----------------------------|-----------------------------|------------------------------|-------------------------------|-------------------------------|------------------------|
| Cambodia | 496,355 | 135 | 34,287 | 50,746 | 89,602 | 54,639 | 78,269 | 62,705 | 28,462 | 58,517 | 22,887 | 16,106 |
| 12 Phnom Penh | 93,119 | 16 | 2,687 | 5,767 | 14,013 | 9,003 | 15,335 | 13,377 | 6,077 | 14,874 | 6,585 | 5,385 |
| 1201 Chamkar Mon | 15,854 | 2 | 180 | 409 | 1,496 | 906 | 2,333 | 2,441 | 1,169 | 3,345 | 1,885 | 1,688 |
| 1202 Doun Penh | 10,733 | 1 | 265 | 529 | 1,376 | 913 | 1,690 | 1,520 | 830 | 2,201 | 802 | 606 |
| 1203 Prampir Meakkakra | 8,401 | 7 | 180 | 416 | 1,085 | 835 | 1,539 | 1,317 | 641 | 1,442 | 501 | 438 |
| 1204 Tuol Kouk | 12,576 | - | 231 | 529 | 1,598 | 1,073 | 2,070 | 1,866 | 938 | 2,323 | 1,116 | 832 |
| 1205 Dangkao | 2,867 | 3 | 129 | 296 | 650 | 373 | 501 | 375 | 133 | 269 | 73 | 65 |
| 1206 Mean Chey | 13,656 | - | 368 | 1,025 | 2,333 | 1,585 | 2,525 | 2,032 | 846 | 1,725 | 639 | 578 |
| 1207 Ruessei Kaev | 10,784 | 3 | 725 | 930 | 1,538 | 955 | 1,539 | 1,516 | 606 | 1,655 | 783 | 534 |
| 1208 Sen Sok | 7,275 | - | 221 | 591 | 1,491 | 893 | 1,185 | 975 | 383 | 876 | 365 | 295 |
| 1209 Pou Senchey | 10,973 | - | 388 | 1,042 | 2,446 | 1,470 | 1,953 | 1,335 | 531 | 1,038 | 421 | 349 |
| | | | | | Number of Entities | | | | | | | |
| 12 Phnom Penh | 100.0 | 100.0 | 100.0 | 100.0 | 100.0 | 100.0 | 100.0 | 100.0 | 100.0 | 100.0 | 100.0 | 100.0 |
| 1201 Chamkar Mon | 17.0 | 12.5 | 6.7 | 7.1 | 10.7 | 10.1 | 15.2 | 18.2 | 19.2 | 22.5 | 28.6 | 31.3 |
| 1202 Doun Penh | 11.5 | 6.3 | 9.9 | 9.2 | 9.8 | 10.1 | 11.0 | 11.4 | 13.7 | 14.8 | 12.2 | 11.3 |
| 1203 Prampir Meakkakra | 9.0 | 43.8 | 6.7 | 7.2 | 7.7 | 9.3 | 10.0 | 9.8 | 10.5 | 9.7 | 7.6 | 8.1 |
| 1204 Tuol Kouk | 13.5 | - | 8.6 | 9.2 | 11.4 | 11.9 | 13.5 | 13.9 | 15.4 | 15.6 | 16.9 | 15.5 |
| 1205 Dangkao | 3.1 | 18.8 | 4.8 | 5.1 | 4.6 | 4.1 | 3.3 | 2.8 | 2.2 | 1.8 | 1.1 | 1.2 |
| 1206 Mean Chey | 14.7 | - | 13.7 | 17.8 | 16.6 | 17.6 | 16.5 | 15.2 | 13.9 | 11.6 | 9.7 | 10.7 |
| 1207 Ruessei Kaev | 11.6 | 18.8 | 27.0 | 16.1 | 11.0 | 10.6 | 10.0 | 11.3 | 10.0 | 11.1 | 11.9 | 9.9 |
| 1208 Sen Sok | 7.8 | - | 8.2 | 10.2 | 10.6 | 9.9 | 7.7 | 7.3 | 6.3 | 5.9 | 5.5 | 5.5 |
| 1209 Pou Senchey | 11.8 | - | 14.4 | 18.1 | 17.5 | 16.3 | 12.7 | 10.0 | 8.7 | 7.0 | 6.4 | 6.5 |
| | | | | | Concentration Rate of Number of Entities | | | | | | | |

Annex Table D14-2 Percentage of Number of Entities by Size of Annual Expenses: District

| District | Total | 0 | under 500 dollars | 500 - under 1,000 dollars | 1,000 - under 2,000 dollars | 2,000 - under 3,000 dollars | 3,000 - under 5,000 dollars | 5,000 - under 7,500 dollars | 7,500 - under 10,000 dollars | 10,000 - under 25,000 dollars | 25,000 - under 50,000 dollars | 50,000 dollars or more |
|------------------------|-------|-----|-------------------|---------------------------|-----------------------------|-----------------------------|-----------------------------|-----------------------------|------------------------------|-------------------------------|-------------------------------|------------------------|
| Cambodia | 100.0 | 0.0 | 6.9 | 10.2 | 18.1 | 11.0 | 15.8 | 12.6 | 5.7 | 11.8 | 4.6 | 3.2 |
| 12 Phnom Penh | 100.0 | 0.0 | 2.9 | 6.2 | 15.0 | 9.7 | 16.5 | 14.4 | 6.5 | 16.0 | 7.1 | 5.8 |
| 1201 Chamkar Mon | 100.0 | 0.0 | 1.1 | 2.6 | 9.4 | 5.7 | 14.7 | 15.4 | 7.4 | 21.1 | 11.9 | 10.6 |
| 1202 Doun Penh | 100.0 | 0.0 | 2.5 | 4.9 | 12.8 | 8.5 | 15.7 | 14.2 | 7.7 | 20.5 | 7.5 | 5.6 |
| 1203 Prampir Meakkakra | 100.0 | 0.1 | 2.1 | 5.0 | 12.9 | 9.9 | 18.3 | 15.7 | 7.6 | 17.2 | 6.0 | 5.2 |
| 1204 Tuol Kouk | 100.0 | - | 1.8 | 4.2 | 12.7 | 8.5 | 16.5 | 14.8 | 7.5 | 18.5 | 8.9 | 6.6 |
| 1205 Dangkao | 100.0 | 0.1 | 4.5 | 10.3 | 22.7 | 13.0 | 17.5 | 13.1 | 4.6 | 9.4 | 2.5 | 2.3 |
| 1206 Mean Chey | 100.0 | - | 2.7 | 7.5 | 17.1 | 11.6 | 18.5 | 14.9 | 6.2 | 12.6 | 4.7 | 4.2 |
| 1207 Ruessei Kaev | 100.0 | 0.0 | 6.7 | 8.6 | 14.3 | 8.9 | 14.3 | 14.1 | 5.6 | 15.3 | 7.3 | 5.0 |
| 1208 Sen Sok | 100.0 | - | 3.0 | 8.1 | 20.5 | 12.3 | 16.3 | 13.4 | 5.3 | 12.0 | 5.0 | 4.1 |
| 1209 Pou Senchey | 100.0 | - | 3.5 | 9.5 | 22.3 | 13.4 | 17.8 | 12.2 | 4.8 | 9.5 | 3.8 | 3.2 |

Annex Table D15-1 Number of Entities by Size of Annual Profit and Loss: District

| District | Total | Under 0 dollar (loss) | 0 - under 250 dollars | Number of Entities | | | | | | | | | | 5,000 dollars or more | Not applicable 1) |
|------------------------|---------|-----------------------|-----------------------|-------------------------|-------------------------|---------------------------|-----------------------------|-----------------------------|-----------------------------|-----------------------------|--------|-------|--|-----------------------|-------------------|
| | | | | 250 - under 500 dollars | 500 - under 750 dollars | 750 - under 1,000 dollars | 1,000 - under 1,500 dollars | 1,500 - under 2,000 dollars | 2,000 - under 3,000 dollars | 3,000 - under 5,000 dollars | | | | | |
| Cambodia | 496,355 | 12,329 | 64,351 | 54,657 | 64,343 | 35,211 | 56,827 | 69,931 | 34,862 | 45,041 | 58,602 | 201 | | | |
| 12 Phnom Penh | 93,119 | 3,190 | 7,037 | 5,519 | 8,078 | 5,341 | 9,119 | 13,899 | 8,050 | 12,536 | 20,272 | 78 | | | |
| 1201 Chamkar Mon | 15,854 | 640 | 539 | 350 | 730 | 382 | 1,169 | 1,947 | 1,276 | 2,437 | 6,362 | 22 | | | |
| 1202 Doun Penh | 10,733 | 524 | 739 | 495 | 799 | 512 | 1,145 | 1,302 | 1,136 | 1,566 | 2,506 | 9 | | | |
| 1203 Prampir Meakkakra | 8,401 | 308 | 581 | 400 | 475 | 465 | 751 | 1,040 | 914 | 1,275 | 2,185 | 7 | | | |
| 1204 Tuol Kouk | 12,576 | 541 | 749 | 555 | 1,062 | 537 | 1,222 | 2,003 | 1,139 | 1,895 | 2,863 | 10 | | | |
| 1205 Dangkao | 2,867 | 71 | 357 | 337 | 415 | 244 | 283 | 455 | 168 | 238 | 295 | 4 | | | |
| 1206 Mean Chey | 13,656 | 301 | 1,356 | 1,073 | 1,600 | 1,239 | 1,454 | 2,553 | 935 | 1,524 | 1,617 | 4 | | | |
| 1207 Ruessei Kaev | 10,784 | 155 | 649 | 869 | 936 | 487 | 1,143 | 1,735 | 1,043 | 1,686 | 2,070 | 11 | | | |
| 1208 Sen Sok | 7,275 | 276 | 678 | 526 | 772 | 579 | 757 | 1,275 | 579 | 802 | 1,024 | 7 | | | |
| 1209 Pou Senchey | 10,973 | 374 | 1,389 | 914 | 1,289 | 896 | 1,195 | 1,589 | 860 | 1,113 | 1,350 | 4 | | | |
| 12 Phnom Penh | 100.0 | 100.0 | 100.0 | 100.0 | 100.0 | 100.0 | 100.0 | 100.0 | 100.0 | 100.0 | 100.0 | 100.0 | | | |
| 1201 Chamkar Mon | 17.0 | 20.1 | 7.7 | 6.3 | 9.0 | 7.2 | 12.8 | 14.0 | 15.9 | 19.4 | 31.4 | 28.2 | | | |
| 1202 Doun Penh | 11.5 | 16.4 | 10.5 | 9.0 | 9.9 | 9.6 | 12.6 | 9.4 | 14.1 | 12.5 | 12.4 | 11.5 | | | |
| 1203 Prampir Meakkakra | 9.0 | 9.7 | 8.3 | 7.2 | 5.9 | 8.7 | 8.2 | 7.5 | 11.4 | 10.2 | 10.8 | 9.0 | | | |
| 1204 Tuol Kouk | 13.5 | 17.0 | 10.6 | 10.1 | 13.1 | 10.1 | 13.4 | 14.4 | 14.1 | 15.1 | 14.1 | 12.8 | | | |
| 1205 Dangkao | 3.1 | 2.2 | 5.1 | 6.1 | 5.1 | 4.6 | 3.1 | 3.3 | 2.1 | 1.9 | 1.5 | 5.1 | | | |
| 1206 Mean Chey | 14.7 | 9.4 | 19.3 | 19.4 | 19.8 | 23.2 | 15.9 | 18.4 | 11.6 | 12.2 | 8.0 | 5.1 | | | |
| 1207 Ruessei Kaev | 11.6 | 4.9 | 9.2 | 15.7 | 11.6 | 9.1 | 12.5 | 12.5 | 13.0 | 13.4 | 10.2 | 14.1 | | | |
| 1208 Sen Sok | 7.8 | 8.7 | 9.6 | 9.5 | 9.6 | 10.8 | 8.3 | 9.2 | 7.2 | 6.4 | 5.1 | 9.0 | | | |
| 1209 Pou Senchey | 11.8 | 11.7 | 19.7 | 16.6 | 16.0 | 16.8 | 13.1 | 11.4 | 10.7 | 8.9 | 6.7 | 5.1 | | | |

1) Both Annual Sales and Annual Expenses are zero.

Annex Table D15-2 Percentage of Number of Entities by Size of Annual Profit and Loss: District

| District | Total | Under 0 dollar (loss) | 0 - under 250 dollars | 250 - under 500 dollars | 500 - under 750 dollars | 750 - under 1,000 dollars | 1,000 - under 1,500 dollars | 1,500 - under 2,000 dollars | 2,000 - under 3,000 dollars | 3,000 - under 5,000 dollars | 5,000 or more | Not applicable 1) |
|------------------------|-------|-----------------------------|-----------------------------|-------------------------------|-------------------------------|------------------------------------|--------------------------------------|--------------------------------------|--------------------------------------|--------------------------------------|---------------------|-------------------------|
| Cambodia | 100.0 | 2.5 | 13.0 | 11.0 | 13.0 | 7.1 | 11.4 | 14.1 | 7.0 | 9.1 | 11.8 | 0.0 |
| 12 Phnom Penh | 100.0 | 3.4 | 7.6 | 5.9 | 8.7 | 5.7 | 9.8 | 14.9 | 8.6 | 13.5 | 21.8 | 0.1 |
| 1201 Chamkar Mon | 100.0 | 4.0 | 3.4 | 2.2 | 4.6 | 2.4 | 7.4 | 12.3 | 8.0 | 15.4 | 40.1 | 0.1 |
| 1202 Doun Penh | 100.0 | 4.9 | 6.9 | 4.6 | 7.4 | 4.8 | 10.7 | 12.1 | 10.6 | 14.6 | 23.3 | 0.1 |
| 1203 Prampir Meakkakra | 100.0 | 3.7 | 6.9 | 4.8 | 5.7 | 5.5 | 8.9 | 12.4 | 10.9 | 15.2 | 26.0 | 0.1 |
| 1204 Tuol Kouk | 100.0 | 4.3 | 6.0 | 4.4 | 8.4 | 4.3 | 9.7 | 15.9 | 9.1 | 15.1 | 22.8 | 0.1 |
| 1205 Dangkao | 100.0 | 2.5 | 12.5 | 11.8 | 14.5 | 8.5 | 9.9 | 15.9 | 5.9 | 8.3 | 10.3 | 0.1 |
| 1206 Mean Chey | 100.0 | 2.2 | 9.9 | 7.9 | 11.7 | 9.1 | 10.6 | 18.7 | 6.8 | 11.2 | 11.8 | 0.0 |
| 1207 Ruessei Kaev | 100.0 | 1.4 | 6.0 | 8.1 | 8.7 | 4.5 | 10.6 | 16.1 | 9.7 | 15.6 | 19.2 | 0.1 |
| 1208 Sen Sok | 100.0 | 3.8 | 9.3 | 7.2 | 10.6 | 8.0 | 10.4 | 17.5 | 8.0 | 11.0 | 14.1 | 0.1 |
| 1209 Pou Senchey | 100.0 | 3.4 | 12.7 | 8.3 | 11.7 | 8.2 | 10.9 | 14.5 | 7.8 | 10.1 | 12.3 | 0.0 |

1) Both Annual Sales and Annual Expenses are zero.

Annex Table D16-1 Annual Sales by Industry (Section): District

| District | Total | B Mining and quarrying | C Manufac- turing | D Electricity, gas, steam and air condition- ing supply | E Water supply, sewage, waste manage- ment and remedia- tion activities | F Construc- tion | G Wholesale and retail trade; repair of motor vehicles and motorcycles | H Transpor- tation and storage | I Accommo- dation and food service activities | J Informa- tion and communi- cation | K Financial and insurance activities | L Real estate activities | M Profession- al, scientific and technical activities | N Adminis- trative and support service activities | P Education | Q Human health and social work activities | R Arts, entertain- ment and recreation | S Other service activities |
|------------------------|----------------|------------------------------|-------------------------|--|--|------------------------|---|---|---|---|---|--------------------------------|--|--|----------------|---|---|----------------------------------|
| Cambodia | 12,678,385,624 | 55,220,777 | 2,819,848,003 | 563,882,981 | 47,858,082 | 64,934,443 | 5,282,084,207 | 190,651,550 | 953,835,235 | 567,394,685 | 823,420,600 | 23,759,639 | 25,260,691 | 98,425,691 | 214,743,513 | 482,898,718 | 161,245,917 | 302,920,911 |
| 12 Phnom Penh | 7,026,734,265 | 5,534,475 | 1,808,070,893 | 506,002,892 | 35,373,496 | 62,526,152 | 2,161,968,125 | 142,185,101 | 369,251,322 | 557,264,013 | 652,151,354 | 15,161,971 | 21,053,183 | 46,339,712 | 86,179,245 | 426,926,951 | 14,079,711 | 116,665,668 |
| 1201 Chamkar Mon | 1,522,570,192 | 526,704 | 235,991,998 | 4,543,646 | 2,140,130 | 48,448,312 | 580,448,963 | 52,296,210 | 82,364,400 | 274,297,901 | 106,846,930 | 3,905,247 | 7,858,137 | 14,927,462 | 29,240,952 | 16,277,493 | 6,945,762 | 55,509,944 |
| 1202 Daun Penh | 2,141,470,015 | 4,269,636 | 11,924,785 | 404,576,995 | 32,178,866 | 5,307,671 | 401,841,342 | 8,335,113 | 139,097,782 | 262,609,950 | 429,261,777 | 522,087 | 3,127,760 | 16,388,621 | 20,941,615 | 384,784,337 | 2,230,132 | 14,071,547 |
| 1203 Prampir Meakkakra | 253,421,530 | 54,000 | 4,727,806 | - | 91,815 | 1,206,700 | 140,087,348 | 2,386,315 | 17,349,603 | 1,002,385 | 70,404,906 | 322,130 | 612,370 | 1,927,539 | 3,789,670 | 4,132,808 | 1,118,100 | 4,228,036 |
| 1204 Tuol Kouk | 656,348,136 | 252,072 | 44,833,858 | 384,105 | 172,675 | 5,297,487 | 478,520,145 | 7,592,921 | 39,520,903 | 27,585,180 | 26,024,574 | 1,138,345 | 4,752,088 | 6,110,878 | 12,345,156 | 12,077,761 | 1,206,267 | 12,704,799 |
| 1205 Dangkao | 52,339,490 | 37,230 | 28,373,629 | 537,979 | 5,450 | - | 15,401,422 | 474,878 | 3,802,182 | 79,178 | 259,528 | 24,000 | 12,670 | 527,760 | 1,357,426 | 309,888 | 501,207 | 635,066 |
| 1206 Mean Chey | 641,432,774 | 16,800 | 370,770,228 | 78,175,225 | 88,080 | 275,124 | 143,224,163 | 405,721 | 24,982,516 | 1,265,625 | 4,138,345 | - | 166,055 | 1,923,319 | 3,814,959 | 2,579,823 | 776,238 | 8,830,553 |
| 1207 Ruessai Kaev | 607,578,969 | 127,750 | 323,704,533 | 11,986,364 | 478,575 | 1,499,292 | 202,296,070 | 636,302 | 28,786,017 | 10,574,129 | 13,375,877 | 462,000 | 188,323 | 1,241,481 | 3,101,617 | 1,969,707 | 772,006 | 6,378,928 |
| 1208 Sen Sok | 273,168,305 | 246,633 | 137,248,271 | 865,910 | 166,250 | 12,789 | 93,728,552 | 1,792,298 | 12,535,191 | 3,607,756 | 1,081,039 | 110,366 | 3,876,390 | 2,643,393 | 8,986,631 | 1,466,606 | 311,439 | 4,458,602 |
| 1209 Pou Senchey | 878,414,854 | 3,650 | 650,495,786 | 4,932,668 | 31,655 | 478,778 | 106,440,120 | 68,265,344 | 20,812,728 | 412,987 | 758,360 | 8,677,795 | 459,402 | 649,260 | 2,601,220 | 3,328,327 | 218,561 | 9,848,193 |

Annex Table D16-2 Concentration Rate of Annual Sales by Industry (Section): District

| District | Total | B Mining and quarrying | C Manufac- turing | D Electricity, gas, steam and air condition- ing supply | E Water supply; sewerage, waste manage- ment and remedia- tion activities | F Construc- tion | G Wholesale and retail trade; repair of motor vehicles and motorcycles | H Transpor- tation and storage | I Accommo- dation and food service activities | J Informa- tion and communi- cation | K Financial and insurance activities | L Real estate activities | M Profession- al, scientific and technical activities | N Adminis- trative and support service activities | P Education | Q Human health and social work activities | R Arts, entertain- ment and recreation | S Other service activities |
|------------------------|-------|---------------------------------|-------------------------|--|--|------------------------|--|--|--|---|--|-----------------------------------|--|---|----------------|---|--|-------------------------------------|
| 12 Phnom Penh | 100.0 | 100.0 | 100.0 | 100.0 | 100.0 | 100.0 | 100.0 | 100.0 | 100.0 | 100.0 | 100.0 | 100.0 | 100.0 | 100.0 | 100.0 | 100.0 | 100.0 | 100.0 |
| 1201 Chamkar Mon | 21.7 | 9.5 | 13.1 | 0.9 | 6.1 | 77.5 | 26.8 | 36.8 | 22.3 | 49.2 | 16.4 | 25.8 | 37.3 | 32.2 | 33.9 | 3.8 | 49.3 | 47.6 |
| 1202 Doun Penh | 30.5 | 77.1 | 0.7 | 80.0 | 91.0 | 8.5 | 18.6 | 5.9 | 37.7 | 47.1 | 65.8 | 3.4 | 14.9 | 35.4 | 24.3 | 90.1 | 15.8 | 12.1 |
| 1203 Prampir Meakkakra | 3.6 | 1.0 | 0.3 | - | 0.3 | 1.9 | 6.5 | 1.7 | 4.7 | 0.2 | 10.8 | 2.1 | 2.9 | 4.2 | 4.4 | 1.0 | 7.9 | 3.6 |
| 1204 Tuol Kouk | 9.3 | 4.6 | 2.5 | 0.1 | 0.5 | 8.5 | 22.1 | 5.3 | 10.7 | 4.9 | 4.0 | 7.5 | 22.6 | 13.2 | 14.3 | 2.8 | 8.6 | 10.9 |
| 1205 Dangkao | 0.7 | 0.7 | 1.6 | 0.1 | 0.0 | - | 0.7 | 0.3 | 1.0 | 0.0 | 0.0 | 0.2 | 0.1 | 1.1 | 1.6 | 0.1 | 3.6 | 0.5 |
| 1206 Mean Chey | 9.1 | 0.3 | 20.5 | 15.4 | 0.2 | 0.4 | 6.6 | 0.3 | 6.8 | 0.2 | 0.6 | - | 0.8 | 4.2 | 4.4 | 0.6 | 5.5 | 7.6 |
| 1207 Ruessei Kaev | 8.6 | 2.3 | 17.9 | 2.4 | 1.4 | 2.4 | 9.4 | 0.4 | 7.8 | 1.9 | 2.1 | 3.0 | 0.9 | 2.7 | 3.6 | 0.5 | 5.5 | 5.5 |
| 1208 Sen Sok | 3.9 | 4.5 | 7.6 | 0.2 | 0.5 | 0.0 | 4.3 | 1.3 | 3.4 | 0.6 | 0.2 | 0.7 | 18.4 | 5.7 | 10.4 | 0.3 | 2.2 | 3.8 |
| 1209 Pou Senchey | 12.5 | 0.1 | 36.0 | 1.0 | 0.1 | 0.8 | 4.9 | 48.0 | 5.6 | 0.1 | 0.1 | 57.2 | 2.2 | 1.4 | 3.0 | 0.8 | 1.6 | 8.4 |

Annex Table D16-3 Percentage of Annual Sales by Industry (Section): District

| District | Total | B Mining and quarrying | C Manufacturing | D Electricity, gas, steam and air condition- ing supply | E Water supply; sewage, waste manage- ment and remedia- tion activities | F Construc- tion | G Wholesale and retail trade; repair of motor vehicles and motorcycles | H Transpor- tation and storage | I Accommo- dation and food service activities | J Informa- tion and communi- cation | K Financial and insurance activities | L Real estate activities | M Profession- al, scientific and technical activities | N Adminis- trative and support service activities | P Education | Q Human health and social work activities | R Arts, entertain- ment and recreation | S Other service activities |
|------------------------|-------|---------------------------------|--------------------|--|--|------------------------|--|--|--|---|--|-----------------------------------|--|---|----------------|---|--|-------------------------------------|
| Cambodia | 100.0 | 0.4 | 22.2 | 4.4 | 0.4 | 0.5 | 41.7 | 1.5 | 7.5 | 4.5 | 6.5 | 0.2 | 0.2 | 0.8 | 1.7 | 3.8 | 1.3 | 2.4 |
| 12 Phnom Penh | 100.0 | 0.1 | 25.7 | 7.2 | 0.5 | 0.9 | 30.8 | 2.0 | 5.3 | 7.9 | 9.3 | 0.2 | 0.3 | 0.7 | 1.2 | 6.1 | 0.2 | 1.7 |
| 1201 Chamkar Mon | 100.0 | 0.0 | 15.5 | 0.3 | 0.1 | 3.2 | 38.1 | 3.4 | 5.4 | 18.0 | 7.0 | 0.3 | 0.5 | 1.0 | 1.9 | 1.1 | 0.5 | 3.6 |
| 1202 Doun Penh | 100.0 | 0.2 | 0.6 | 18.9 | 1.5 | 0.2 | 18.8 | 0.4 | 6.5 | 12.3 | 20.0 | 0.0 | 0.1 | 0.8 | 1.0 | 18.0 | 0.1 | 0.7 |
| 1203 Prampir Meakkakra | 100.0 | 0.0 | 1.9 | - | 0.0 | 0.5 | 55.3 | 0.9 | 6.8 | 0.4 | 27.8 | 0.1 | 0.2 | 0.8 | 1.5 | 1.6 | 0.4 | 1.7 |
| 1204 Tuol Kouk | 100.0 | 0.0 | 6.8 | 0.1 | 0.0 | 0.8 | 72.9 | 1.2 | 6.0 | 4.2 | 4.0 | 0.2 | 0.7 | 0.9 | 1.9 | 1.8 | 0.2 | 1.9 |
| 1205 Dangkao | 100.0 | 0.1 | 54.2 | 1.0 | 0.0 | - | 29.4 | 0.9 | 7.3 | 0.2 | 0.5 | 0.0 | 0.0 | 1.0 | 2.6 | 0.6 | 1.0 | 1.2 |
| 1206 Mean Chey | 100.0 | 0.0 | 57.8 | 12.2 | 0.0 | 0.0 | 22.3 | 0.1 | 3.9 | 0.2 | 0.6 | - | 0.0 | 0.3 | 0.6 | 0.4 | 0.1 | 1.4 |
| 1207 Ruessei Kaev | 100.0 | 0.0 | 53.3 | 2.0 | 0.1 | 0.2 | 33.3 | 0.1 | 4.7 | 1.7 | 2.2 | 0.1 | 0.0 | 0.2 | 0.5 | 0.3 | 0.1 | 1.0 |
| 1208 Sen Sok | 100.0 | 0.1 | 50.2 | 0.3 | 0.1 | 0.0 | 34.3 | 0.7 | 4.6 | 1.3 | 0.4 | 0.0 | 1.4 | 1.0 | 3.3 | 0.5 | 0.1 | 1.6 |
| 1209 Pot Senchey | 100.0 | 0.0 | 74.1 | 0.6 | 0.0 | 0.1 | 12.1 | 7.8 | 2.4 | 0.0 | 0.1 | 1.0 | 0.1 | 0.1 | 0.3 | 0.4 | 0.0 | 1.1 |

Annex Table D17-1 Annual Expenses by Industry (Sector): District

| District | Total | B Mining and quarrying | C Manufac- turing | D Electricity, gas, steam and air condition- ing supply | E Water supply; sewage, waste manage- ment and remedia- tion activities | F Construc- tion | G Wholesale and retail trade; repair of motor vehicles and motorcycles | H Transpor- tation and storage | I Accommo- dation and food service activities | J Informa- tion and communi- cation | K Financial and insurance activities | L Real estate activities | M Profession- al, scientific and technical activities | N Adminis- trative and support service activities | P Education | Q Human health and social work activities | R Arts, entertain- ment and recreation | S Other service activities |
|------------------------|----------------|------------------------------|-------------------------|--|--|------------------------|---|---|---|---|---|--------------------------------|--|--|----------------|---|---|----------------------------------|
| Cambodia | 10,978,911,872 | 43,254,593 | 2,676,006,700 | 479,375,554 | 38,162,436 | 65,767,617 | 4,424,576,484 | 170,984,073 | 692,923,896 | 583,917,439 | 757,823,002 | 24,260,142 | 20,892,090 | 68,803,192 | 192,359,247 | 357,348,417 | 146,724,254 | 235,732,436 |
| 12 Phnom Penh | 6,302,504,300 | 6,838,144 | 1,751,631,500 | 433,967,119 | 27,830,611 | 63,999,662 | 1,907,508,480 | 129,850,418 | 238,784,631 | 576,820,614 | 599,559,114 | 16,353,665 | 18,113,522 | 37,779,940 | 75,379,438 | 312,806,940 | 10,975,710 | 94,304,792 |
| 1201 Chamkar Mon | 1,337,618,906 | 922,698 | 194,202,852 | 2,567,958 | 2,752,052 | 45,064,409 | 486,005,775 | 49,739,828 | 61,963,610 | 280,164,220 | 102,150,712 | 3,701,583 | 6,690,354 | 12,028,885 | 23,634,352 | 13,983,676 | 5,307,926 | 46,738,007 |
| 1202 Doun Penh | 1,841,055,350 | 4,255,296 | 8,575,518 | 355,098,285 | 24,237,239 | 5,144,535 | 375,214,089 | 7,244,372 | 67,986,277 | 279,761,945 | 390,090,587 | 637,668 | 2,506,527 | 12,496,920 | 20,373,759 | 274,459,796 | 1,584,945 | 11,387,591 |
| 1203 Prampir Meakkaera | 199,122,678 | 36,000 | 3,256,850 | - | 128,520 | 916,829 | 103,958,022 | 1,728,399 | 12,134,896 | 674,926 | 63,269,088 | 584,471 | 441,285 | 1,471,225 | 3,221,769 | 3,539,427 | 805,380 | 2,955,591 |
| 1204 Tuol Kouk | 632,974,175 | 240,000 | 41,036,956 | 314,585 | 104,195 | 6,120,375 | 455,399,205 | 6,764,714 | 31,203,386 | 20,186,970 | 25,325,540 | 2,356,101 | 2,877,174 | 5,372,758 | 10,979,424 | 14,137,251 | 955,792 | 9,599,749 |
| 1205 Dangkae | 515,18,655 | 31,025 | 33,562,872 | 492,607 | 3,573 | - | 11,359,920 | 346,129 | 2,731,159 | 63,189 | 247,318 | 16,200 | 12,985 | 357,748 | 1,310,272 | 242,840 | 283,046 | 457,775 |
| 1206 Mean Chey | 585,831,839 | 14,400 | 362,619,892 | 64,900,283 | 86,760 | 418,048 | 118,017,590 | 235,223 | 18,986,464 | 990,294 | 3,926,338 | - | 116,850 | 1,741,538 | 3,031,816 | 1,985,385 | 739,764 | 8,021,195 |
| 1207 Ruessei Kaev | 560,309,355 | 65,700 | 306,891,581 | 4,684,974 | 351,548 | 4,430,536 | 190,112,798 | 714,809 | 19,935,324 | 9,117,337 | 12,885,580 | 330,000 | 110,595 | 1,016,712 | 2,679,939 | 1,416,683 | 441,250 | 5,123,991 |
| 1208 Sen Sok | 247,584,524 | 1,270,287 | 130,488,891 | 692,599 | 146,450 | 803,362 | 78,025,803 | 2,675,671 | 9,061,947 | 2,937,780 | 1,018,243 | 48,559 | 5,070,746 | 2,842,668 | 8,086,261 | 945,223 | 717,605 | 2,752,430 |
| 1209 Pou Senchey | 863,923,255 | 2,738 | 670,996,089 | 5,215,827 | 20,275 | 1,101,568 | 89,415,277 | 60,401,273 | 14,781,568 | 358,390 | 645,711 | 8,679,074 | 287,007 | 451,487 | 2,061,847 | 2,096,659 | 140,002 | 7,268,463 |

Annex Table D17-2 Concentration Rate of Annual Expenses by Industry (Section): District

| District | Total | B Mining and quarrying | C Manufac- turing | D Electricity, gas, steam and air condition- ing supply | E Water supply; sewerage, waste manage- ment and remedia- tion activities | F Construc- tion | G Wholesale and retail trade; repair of motor vehicles and motorcycles | H Transpor- tation and storage | I Accommo- dation and food service activities | J Informa- tion and communi- cation | K Financial and insurance activities | L Real estate activities | M Profession- al, scientific and technical activities | N Adminis- trative and support service activities | P Education | Q Human health and social work activities | R Arts, entertain- ment and recreation | S Other service activities |
|------------------------|-------|---------------------------------|-------------------------|--|--|------------------------|--|--|--|---|--|-----------------------------------|--|---|----------------|---|--|-------------------------------------|
| 12 Phnom Penh | 100.0 | 100.0 | 100.0 | 100.0 | 100.0 | 100.0 | 100.0 | 100.0 | 100.0 | 100.0 | 100.0 | 100.0 | 100.0 | 100.0 | 100.0 | 100.0 | 100.0 | 100.0 |
| 1201 Chamkar Mon | 21.2 | 13.5 | 11.1 | 0.6 | 9.9 | 70.4 | 25.5 | 38.3 | 25.9 | 48.6 | 17.0 | 22.6 | 36.9 | 31.8 | 31.4 | 4.5 | 48.4 | 49.6 |
| 1202 Doun Penh | 29.2 | 62.2 | 0.5 | 81.8 | 87.1 | 8.0 | 19.7 | 5.6 | 28.5 | 48.5 | 65.1 | 3.9 | 13.8 | 33.1 | 27.0 | 87.7 | 14.4 | 12.1 |
| 1203 Prampir Meakkakra | 3.2 | 0.5 | 0.2 | - | 0.5 | 1.4 | 5.4 | 1.3 | 5.1 | 0.1 | 10.6 | 3.6 | 2.4 | 3.9 | 4.3 | 1.1 | 7.3 | 3.1 |
| 1204 Tuol Kouk | 10.0 | 3.5 | 2.3 | 0.1 | 0.4 | 9.6 | 23.9 | 5.2 | 13.1 | 3.5 | 4.2 | 14.4 | 15.9 | 14.2 | 14.6 | 4.5 | 8.7 | 10.2 |
| 1205 Dangkao | 0.8 | 0.5 | 1.9 | 0.1 | 0.0 | - | 0.6 | 0.3 | 1.1 | 0.0 | 0.0 | 0.1 | 0.1 | 0.9 | 1.7 | 0.1 | 2.6 | 0.5 |
| 1206 Mean Chey | 9.3 | 0.2 | 20.7 | 15.0 | 0.3 | 0.7 | 6.2 | 0.2 | 8.0 | 0.2 | 0.7 | - | 0.6 | 4.6 | 4.0 | 0.6 | 6.7 | 8.5 |
| 1207 Ruessei Kaev | 8.9 | 1.0 | 17.5 | 1.1 | 1.3 | 6.9 | 10.0 | 0.6 | 8.3 | 1.6 | 2.1 | 2.0 | 0.6 | 2.7 | 3.6 | 0.5 | 4.0 | 5.4 |
| 1208 Sen Sok | 3.9 | 18.6 | 7.4 | 0.2 | 0.5 | 1.3 | 4.1 | 2.1 | 3.8 | 0.5 | 0.2 | 0.3 | 28.0 | 7.5 | 10.7 | 0.3 | 6.5 | 2.9 |
| 1209 Pou Senchey | 13.7 | 0.0 | 38.3 | 1.2 | 0.1 | 1.7 | 4.7 | 46.5 | 6.2 | 0.1 | 0.1 | 53.1 | 1.6 | 1.2 | 2.7 | 0.7 | 1.3 | 7.7 |

Annex Table D17-3 Percentage of Annual Expenses by Industry (Section): District

| District | Total | B Mining and quarrying | C Manufacturing | D Electricity, gas, steam and air condition- ing supply | E Water supply; sewerage, waste manage- ment and remedia- tion activities | F Construc- tion | G Wholesale and retail trade; repair of motor vehicles and motorcycles | H Transpor- tation and storage activities | I Accommo- dation and food service activities | J Informa- tion and communi- cation | K Financial and insurance activities | L Real estate activities | M Profession- al, scientific and technical activities | N Adminis- trative and support service activities | P Education | Q Human health and social work activities | R Arts, entertain- ment and recreation | S Other service activities |
|------------------------|-------|---------------------------------|--------------------|--|--|------------------------|--|--|--|---|--|-----------------------------------|--|---|----------------|---|--|-------------------------------------|
| Cambodia | 100.0 | 0.4 | 24.4 | 4.4 | 0.3 | 0.6 | 40.3 | 1.6 | 6.3 | 5.3 | 6.9 | 0.2 | 0.2 | 0.6 | 1.8 | 3.3 | 1.3 | 2.1 |
| 12 Phnom Penh | 100.0 | 0.1 | 27.8 | 6.9 | 0.4 | 1.0 | 30.3 | 2.1 | 3.8 | 9.2 | 9.5 | 0.3 | 0.3 | 0.6 | 1.2 | 5.0 | 0.2 | 1.5 |
| 1201 Chamkar Mon | 100.0 | 0.1 | 14.5 | 0.2 | 0.2 | 3.4 | 36.3 | 3.7 | 4.6 | 20.9 | 7.6 | 0.3 | 0.5 | 0.9 | 1.8 | 1.0 | 0.4 | 3.5 |
| 1202 Doun Penh | 100.0 | 0.2 | 0.5 | 19.3 | 1.3 | 0.3 | 20.4 | 0.4 | 3.7 | 15.2 | 21.2 | 0.0 | 0.1 | 0.7 | 1.1 | 14.9 | 0.1 | 0.6 |
| 1203 Prampir Meakkakra | 100.0 | 0.0 | 1.6 | - | 0.1 | 0.5 | 52.2 | 0.9 | 6.1 | 0.3 | 31.8 | 0.3 | 0.2 | 0.7 | 1.6 | 1.8 | 0.4 | 1.5 |
| 1204 Tuol Kouk | 100.0 | 0.0 | 6.5 | 0.0 | 0.0 | 1.0 | 71.9 | 1.1 | 4.9 | 3.2 | 4.0 | 0.4 | 0.5 | 0.8 | 1.7 | 2.2 | 0.2 | 1.5 |
| 1205 Dangkao | 100.0 | 0.1 | 65.1 | 1.0 | 0.0 | - | 22.1 | 0.7 | 5.3 | 0.1 | 0.5 | 0.0 | 0.0 | 0.7 | 2.5 | 0.5 | 0.5 | 0.9 |
| 1206 Mean Chey | 100.0 | 0.0 | 61.9 | 11.1 | 0.0 | 0.1 | 20.1 | 0.0 | 3.2 | 0.2 | 0.7 | - | 0.0 | 0.3 | 0.5 | 0.3 | 0.1 | 1.4 |
| 1207 Ruessei Kaev | 100.0 | 0.0 | 54.8 | 0.8 | 0.1 | 0.8 | 33.9 | 0.1 | 3.6 | 1.6 | 2.3 | 0.1 | 0.0 | 0.2 | 0.5 | 0.3 | 0.1 | 0.9 |
| 1208 Sen Sok | 100.0 | 0.5 | 52.7 | 0.3 | 0.1 | 0.3 | 31.5 | 1.1 | 3.7 | 1.2 | 0.4 | 0.0 | 2.0 | 1.1 | 3.3 | 0.4 | 0.3 | 1.1 |
| 1209 Pou Senchey | 100.0 | 0.0 | 77.7 | 0.6 | 0.0 | 0.1 | 10.3 | 7.0 | 1.7 | 0.0 | 0.1 | 1.0 | 0.0 | 0.1 | 0.2 | 0.2 | 0.0 | 0.8 |

Appendices



រាជរដ្ឋាភិបាលកម្ពុជា
Royal Government of Cambodia

ក្រសួងទំនើងការ

Ministry of Planning

ជំរឿនសហគ្រាសនៅព្រះរាជាណាចក្រកម្ពុជាឆ្នាំ ២០១១

2011 Economic Census of Cambodia

តារាងសំណួរ

Form



សំខាន់បំផុត STRICTLY CONFIDENTIAL

ព័ត៌មាននេះប្រើប្រាស់សំរាប់តែគោលបំណងស្ថិតិប៉ុណ្ណោះ និងមិនប្រើប្រាស់សំរាប់ពន្ធដារទេ

This is used only for the statistical purposes and not used for taxation.

ព្រឹមថ្ងៃទី ១ ខែ មីនា ឆ្នាំ ២០១១
 As of 1st March 2011

1- ព័ត៌មានតំបន់ជំរឿន Area Information

| តំបន់ Area | ឈ្មោះ Name | កូដ Code |
|---|------------|----------|
| 1-1 រាជធានី /ខេត្ត Municipality /Province | | |
| 1-2 ស្រុក/ខណ្ឌ /ក្រុង District/ Khan/ Krong | | |
| 1-3 ឃុំ /សង្កាត់ Commune/ Sangkat | | |
| 1-4 ភូមិ /មណ្ឌល Village/Mondul | | |
| 1-5 មណ្ឌលជំរឿន Enumeration Area (EA) | | |

2-A ព័ត៌មានសហគ្រាស Establishment Information

| | | | |
|--|--|---|---|
| 2-1 លេខជំរឿនសហគ្រាសនៅក្នុងភូមិ ឬមណ្ឌលជំរឿន (ស្រង់ពីបញ្ជីសហគ្រាស) Serial number of establishment in village or EA (from the "Establishment List") | 2-2 ឈ្មោះសហគ្រាស ឬ អ្នកតំណាង ជាមួយនិងប្រភេទអាជីវកម្ម Name of establishment or representative with Business type | | |
| 2-3 អាសយដ្ឋានសហគ្រាស Address of establishment | ផ្លូវលេខ Street No. | អគារលេខ Building No. | |
| | ឈ្មោះផ្សារ ឬគ្រួសារនៅជិតជាងគេបំផុត Name of market, Name of nearest household etc. | | |
| 2-4 ព័ត៌មានទំនាក់ទំនង Information for contact | ទូរស័ព្ទការិយាល័យ Office Tel. No. | ឈ្មោះអ្នកទំនាក់ទំនង Name of contact person | ទូរស័ព្ទអ្នកទំនាក់ទំនង Tel. No. of contact person: |

2-B ស្ថានភាពការសម្ភាសន៍ Interviewing Situation

| | | | | | | |
|---|-----------------------------------|--|---|--|---|--|
| បំពេញដោយមន្ត្រីសម្ភាសន៍ ឬ មន្ត្រីត្រួតពិនិត្យ Filled-in by Enumerator/Supervisor | | | | | បំពេញដោយជំនួយការមន្ត្រីតំបន់ Filled-in by ARO | |
| កាលបរិច្ឆេទចុងក្រោយនៃការបំពេញតារាងសំណួរ Final date of Form Survey | | | | | កាលបរិច្ឆេទបញ្ចប់នៃការបំពេញតារាងសំណួរ Date of finishing Survey | |
| ប្រភេទលទ្ធផលជំរឿន Type of survey result | 1- បំពេញរួច ពេញលេញ Finished | 2- បដិសេធទាំងស្រុង Complete refusal | 3- បដិសេធ ធ្ងន់ធ្ងរ Serious refusal | 4- បដិសេធ មិនធ្ងន់ធ្ងរ Minor refusal | ឈ្មោះជំនួយការមន្ត្រីតំបន់ Name of ARO:..... | |
| គូសរង្វង់លេខកូដ Circle the code | | | | | ហត្ថលេខា Signature..... | |
| កាលបរិច្ឆេទប្រគល់បញ្ជីសហគ្រាសពិសេសទៅអោយជំនួយការមន្ត្រីតំបន់ Date of handing "Special Survey List" to ARO | | | | | | |

ឈ្មោះមន្ត្រីសម្ភាសន៍ Enumerator:

ពិនិត្យដោយមន្ត្រីត្រួតពិនិត្យឈ្មោះ: Checked by Supervisor:

កាលបរិច្ឆេទ Date: ហត្ថលេខា Signature.....

កាលបរិច្ឆេទ Date: ហត្ថលេខា Signature.....

| | | | | |
|--|--|--------------------|---|--|
| 3- លក្ខណៈសំខាន់នៃអ្នកតំណាង បុគ្គលិកសហគ្រាស Characteristics of representative or owner of the establishment | 3-1 ភេទអ្នកតំណាងសហគ្រាស Sex of the Representative | 1- ប្រុស Male | 2- ស្រី Female | <input type="text"/> |
| | 3-2 សញ្ជាតិម្ចាស់សហគ្រាស Nationality of the Owner | 1- ខ្មែរ Cambodian | 2- ជនបរទេស Foreigner សូមបញ្ជាក់សញ្ជាតិ Specify nationality | <input type="text"/> <input type="text"/> |

ឯកសារ រ.ន.ស NIS use only

| | | | | |
|--|------------------------------|--|----------------------|--|
| 4- ការចុះបញ្ជីនៅគ្រឹះស្ថានអង្គការ និង ឈ្មោះក្រសួង ឬស្ថាប័នដែលផ្តល់អាជ្ញាប័ណ្ណ Registration to Administrative Agencies and Names of Ministries or Agencies regarding License or Approval of Operating | | | | |
| 4-1 ការចុះបញ្ជីនៅក្រសួងពាណិជ្ជកម្ម ឬមន្ទីរពាណិជ្ជកម្ម Registration to the Ministry of Commerce or Provincial Department of Commerce | 1- បានចុះបញ្ជី Registered | 2- មិនបានចុះបញ្ជី Not registered | <input type="text"/> | |
| 4-2 ឈ្មោះក្រសួង ឬ ស្ថាប័នផ្សេងៗដែលផ្តល់អាជ្ញាប័ណ្ណ ឬ ការអនុញ្ញាតផ្លូវការសំរាប់ ដំណើរការអាជីវកម្មនៃសហគ្រាសនេះ Names of Ministries or Agencies regarding official license or approval for the business operation of this establishment. ករណីសហគ្រាសមិនទទួលបានអាជ្ញាប័ណ្ណ ឬ ការអនុញ្ញាតផ្លូវការសំរាប់ដំណើរការអាជីវកម្មទេ សូមសរសេរពាក្យថា “ គ្មាន ” នៅបន្ទាត់ខាងស្តាំទី ១ ។ In case of no official license or no approval, write “None” in the right frame No.1 | 1- 2- 3- 4- | ឯកសារ រ.ន.ស NIS use only <input type="text"/> <input type="text"/> <input type="text"/> <input type="text"/> | | |

| | | | | |
|---|---|---|-----------------------------|--|
| 5 - ភាពជាអ្នកម្ចាស់នៃ សហគ្រាស (មូលដ្ឋានច្បាប់) Ownership of Establishment (Legal Status) | | | | |
| 1- ក្រុមហ៊ុនឯកកម្មសិទ្ធិ (មិនបានចុះបញ្ជី) Individual proprietor (with no registration) | 2- ក្រុមហ៊ុនឯកកម្មសិទ្ធិ (បានចុះបញ្ជី) Sole proprietor (with registration) | 3- ក្រុមហ៊ុនសហកម្មសិទ្ធិទូទៅ General partnership | | |
| 4- ក្រុមហ៊ុនសហកម្មសិទ្ធិមានកំរិត Limited partnership | 5- ក្រុមហ៊ុនឯកជនទទួលខុសត្រូវមានកំរិត Private limited company | 6- ក្រុមហ៊ុនមហាជនទទួលខុសត្រូវមានកំរិត Public limited company | | |
| 7- បុត្រសម្ព័ន្ធក្រុមហ៊ុនពាណិជ្ជកម្មបរទេស Subsidiary of a foreign company | 8- សាខាក្រុមហ៊ុនបរទេស Branch of a foreign company | 9- ការិយាល័យតំណាងពាណិជ្ជកម្មក្រុមហ៊ុនបរទេស Commercial representative office of a foreign company | | |
| 10- សហករណ៍ Cooperative | 11- សហគ្រាសគ្រប់គ្រងដោយរដ្ឋ (រួមទាំងស្វ័យ័ត including autonomy-owned organization) | 12- អង្គការក្រៅរដ្ឋាភិបាល NGO | 13- សហគ្រាសផ្សេងៗ Others | |

| | | | | |
|--|----------------------------------|-------------------------------------|--------------------------|----------------------|
| 6- អង្គការពេលវេលា ទីស្នាក់ការកណ្តាល ឬ សាខា Single Unit, Head or Branch Office | 1- អង្គការពេលវេលា Single unit | 2- ទីស្នាក់ការកណ្តាល Head office | 3- សាខា Branch office | <input type="text"/> |
|--|----------------------------------|-------------------------------------|--------------------------|----------------------|

| | | | | | | | | | | |
|--|---|--|--|--|--|--|---|--|--|----------------------|
| 7- កាលបរិច្ឆេទ, ប្រភេទ និងផ្ទៃក្រឡានៃទីតាំងអាជីវកម្ម (ម ^២) Tenure, Kind and Area (square meters: m ²) of business place | | | | | | | | | | |
| 7-1 ការកាន់កាប់ទីតាំងអាជីវកម្ម Tenure of Business Place | 1- កម្មសិទ្ធិផ្ទាល់ខ្លួន Owned | | 2- ជួល Rented | | 3- ផ្សេងៗបញ្ជាក់ Others (approved) | | | | | |
| 7-2 ប្រភេទទីតាំងអាជីវកម្ម Kind of business place | 1- អាជីវកម្មតាមចិញ្ចើងផ្លូវ Street business | 2- អាជីវកម្មតាមផ្ទះ (កន្លែងធ្វើអាជីវកម្មនិងកន្លែងស្នាក់នៅតែនៅកន្លែងតែមួយ) Home business (Business place and owner's residence are united into one) | | | 3- អាជីវកម្មតាមអគារពាណិជ្ជកម្ម (កន្លែងធ្វើអាជីវកម្ម និងកន្លែងស្នាក់នៅគឺផ្សេងគ្នា) Business in apartment building (Business place and its owner's residence are separate.) | | 4 - អាជីវកម្មតាមផ្សារប្រពៃណី (រួមបញ្ចូលផ្សារនៅក្នុងអគារទាប) Business in traditional market (including market in low-rise building) | | | <input type="text"/> |
| | 5- អាជីវកម្មតាមផ្សារទំនើប (អគារខ្ពស់ៗដែលមានសហគ្រាសប្រតិបត្តិការអាជីវកម្មច្រើនប្រភេទ) Business in modern shopping mall (high-rise building where multiple establishments are operating) | 6- អាជីវកម្មដែលមានទីតាំងដាច់ដោយឡែកតែឯក ឬអគារមួយតែឯក ។ ឧ. ដូងដា រោងចក្រ ធនាគារ មន្ទីរពេទ្យ សាលារៀន វត្ត ។ល ។ Business that is occupying exclusively one block or one building (Ex: Factory, Bank, Hospital, School, Pagoda etc.) | | 7- ផ្សេងៗ Others | | | | | | |
| 7-3 ផ្ទៃក្រឡានៃទីតាំងអាជីវកម្ម (ម ^២) Area of business place (square meters: m ²) | 1- ក្រោម 5 ម ^២ Under 5m ² | 2- 5 ម ^២ - ក្រោម 10 ម ^២ 5m ² -under 10m ² | 3- 10 ម ^២ - ក្រោម 30 ម ^២ 10m ² -under 30m ² | 4- 30 ម ^២ - ក្រោម 50 ម ^២ 30m ² -under 50m ² | 5- 50 ម ^២ - ក្រោម 100 ម ^២ 50m ² - under 100m ² | 6- 100 ម ^២ - ក្រោម 200 ម ^២ 100m ² -under 200m ² | 7- 200 ម ^២ ឡើងទៅ 200m ² and more បញ្ជាក់ Specify <input type="text"/> | | | |

| | | | | | |
|---------------------------------------|--------------------------------------|----------------------|----------------------|---|---|
| 8- ម៉ោងបើកអាជីវកម្ម Business Hours | 8-1 ម៉ោងបើកអាជីវកម្ម Opening time | <input type="text"/> | <input type="text"/> | គូសរង្វង់ Circle either of 1- ព្រឹក AM 2- ល្ងាច PM | សំរាប់ វ.ន.ស NIS use only <input type="text"/> |
| | 8-2 ម៉ោងបិទអាជីវកម្ម Closing time | <input type="text"/> | <input type="text"/> | គូសរង្វង់ Circle either of 1- ព្រឹក AM 2- ល្ងាច PM | |

9- ឆ្នាំចាប់ផ្តើមអាជីវកម្ម Year of starting the business

| | | |
|--|----------------------------------|---|
| 10- ចំនួនអ្នកចូលរួមការងារនៅកន្លែងសហគ្រាស ១សប្តាហ៍មុន ថ្ងៃទី ១ ខែ មីនា ឆ្នាំ ២០១១ Number of Persons Engaged Actually in this Establishment one week before 1 st March 2011. ▶ ករណីចម្លើយក្នុងសំណួរទី ៦ ឆ្លើយថាជា "ទីស្នាក់ការកណ្តាល" ចំនួនអ្នកចូលរួមការងារនៅក្នុងសហគ្រាសជាសាខាមិនត្រូវរាប់បញ្ចូលទេ ▶ In case of "Head office" (Question 6), all persons engaged in its branch office(s) are excluded. | អ្នកចូលរួមការងារ Persons | |
| | 1- សរុប Total (1=2+3 ឬ 1=4+5) | សញ្ជាតិ Nationality 2- ខ្មែរ Cambodian 3- ជនបរទេស Foreigner |
| 10-A សរុបចំនួនអ្នកចូលរួមការងារ (សរុប ១០-A១ ដល់ ១០-A ៤) Total number of persons engaged (Total of "10- A 1 to 10- A 4") | | |
| 10-A1 អ្នកចូលរួមការងារជាម្ចាស់សហគ្រាស Self-employed proprietors, sole proprietors | | |
| 10-A2 អ្នកធ្វើការងារជាសមាជិកគ្រួសារដោយគ្មានប្រាក់ឈ្នួល Unpaid family workers | | |
| 10-A3 បុគ្គលិកធ្វើការជាប្រចាំ (អ្នកដែលបន្តធ្វើការច្រើនជាងមួយខែ) Regular employees (those who are employed on a continuous basis with more than one month period) | | |
| 10-A4 កម្មករធ្វើការផ្សេងទៀត (ក្រៅពីនិយោជិតធ្វើការជាប្រចាំ) Other employees than "regular employees" | | |
| 10-B អ្នកចូលរួមការងារដោយស្ម័គ្រចិត្ត (ព្រះសង្ឃ អាចារ្យ ដូនជី ។ល ។) មិនរាប់បញ្ចូល ចៅអធិការវត្តដែលគ្រប់គ្រងទេ Voluntarily-engaged persons (monks, clergyman etc.) excluding chief or director who controls the Organization. | | |

| | |
|---|---|
| 11- ប្រភេទសកម្មភាពអាជីវកម្មមុខរបរសហគ្រាសតែមួយគត់ Kind of Main Business Activities which this Establishment Only is Engaged in. ▶ សូមពណ៌នា តើសហគ្រាសនេះធ្វើអ្វី ឧ- ការលក់ទំនិញ (លក់ដុំ ឬ លក់រាយ) ការផលិតទំនិញ ឬការជួសជុល ឬក៏ការផ្តល់សេវាកម្ម ▶ សូមពណ៌នា ប្រភេទទំនិញ ឬ សេវាកម្មទាំងនេះ ▶ ករណីចម្លើយក្នុងសំណួរទី ៦ ឆ្លើយថាជា "ទីស្នាក់ការកណ្តាល" មិនត្រូវរាប់បញ្ចូលសកម្មភាពទាំងឡាយរបស់សាខាទេ. ▶ Describe what is done in this establishment. For example, selling (to wholesalers or consumers), manufacturing or repairing goods, or providing services. ▶ Describe kind of these goods or services also. ▶ In case of "head office" (Question 6.), all activities of its branch offices are excluded. | សំរាប់ វ.ន.ស NIS use only <input type="text"/> |
|---|---|

▶ ចំពោះសហគ្រាសជា "សាខា" ត្រូវបញ្ចប់ការសម្ភាសន៍ត្រឹមនេះ End of Interview for "Branch Office"

សំណួរខាងក្រោមពីទី១២-១៤ ទាក់ទងតែនឹងសហគ្រាស ដូចខាងក្រោម: Questions 12 to 14 below relate to the following enterprises only.

1) ចំពោះការឆ្លើយតបនឹងសំណួរទី៥ ថា: ៣-ក្រុមហ៊ុនសហកម្មសិទ្ធិទូទៅ ៤-ក្រុមហ៊ុនសហកម្មសិទ្ធិមានកំរិត ៥-ក្រុមហ៊ុនឯកជនទទួលខុសត្រូវមានកំរិត ៦-ក្រុមហ៊ុនមហាជនទទួលខុសត្រូវមានកំរិត ៧-បុត្រសម្ព័ន្ធក្រុមហ៊ុនពាណិជ្ជកម្មបរទេស ។
Response of the question 5: 3-General Partnership, 4-Limited Partnership, 5-Private Limited Company, 6-Public Limited Company, 7-Subsidiary of Foreign Company;

2) ចំពោះការឆ្លើយតបនឹងសំណួរទី ៦ ថា: ទីស្នាក់ការកណ្តាល Response of the question 6 is Head office.

12- ចំនួនសាខាដែលស្ថិតនៅក្រោមការគ្រប់គ្រងរបស់ទីស្នាក់ការកណ្តាលនេះ Number of Branch offices that this head office supervises

13- ចំនួនអ្នកចូលរួមការងារសរុបទាំងមូលរបស់សហគ្រាសនៅដំណាច់ខែធ្នូ ឆ្នាំ ២០១០
Total number of entire regular employees at the end of December 2010
▶ "ចំនួនបុគ្គលិកធ្វើការសរុបជាប្រចាំទាំងអស់នេះ" គឺរាប់បញ្ចូលទាំងបុគ្គលិកធ្វើការនៅ ទីស្នាក់ការកណ្តាល និងសាខា (ទីស្នាក់ការកណ្តាល + សាខា)
This "entire regular employees" includes employees of both head office and branch offices (namely, "Head office + Branch offices")

| | | |
|--|-----|-------|
| 18- មូលនិធិនៅដំណាច់ ខែ ធ្នូ ឆ្នាំ ២០១០ Equity Held at the end of December 2010 | A28 | US \$ |
| 18-1 មូលធន/ មូលធនភាគហ៊ុន (of which) Capital/ Share capital | A29 | US \$ |

| | | |
|--|-----|-------|
| 19- ម៉ឺនុលយៈពេលវែងនៅដំណាច់ ខែ ធ្នូ ឆ្នាំ ២០១០ Non-current Liabilities at the end of December 2010 | A36 | US \$ |
|--|-----|-------|

| | | |
|---|-----|-------|
| 20- ម៉ឺនុលយៈពេលខ្លីនៅដំណាច់ ខែ ធ្នូ ឆ្នាំ ២០១០ Current liabilities at the end of December 2010 | A41 | US \$ |
|---|-----|-------|

| | | | |
|--|-----|--|----------------------------|
| 21- របាយការណ៍ម៉ឺនុល និងម៉ឺនុលយៈពេលវែង ឆ្នាំ ២០១០ តាម " មូលដ្ឋានប្រតិបត្តិការ " ដែលគត់ត្រូវបានម៉ឺនុល និងម៉ឺនុលយៈពេលវែងក្នុងរយៈពេលដូចគ្នា | | | |
| Amount of Revenues and Expenses in a Year 2010 under "Accrual basis accounting", which records revenues and related expenses in the same period. | | | |
| | | | ជាដុល្លារអាមេរិក / in US\$ |
| 21-1 ចំណូលប្រតិបត្តិការ Operating Revenues (សរុបពី ២១.១.១ ដល់ ២១.១.៣) (Sum of 21-1-1 to 21-1-3) | B0 | | US \$ |
| 21-1-1 ការលក់ផលិតផល Sales of manufactured products (សហគ្រាសផលិត) | B1 | | US \$ |
| 21-1-2 ការលក់ទំនិញ Sales of goods (សហគ្រាសលក់ទំនិញ) | B2 | | US \$ |
| 21-1-3 ការផ្តល់ផ្ទេរសេវា Sales/Provision of services (សហគ្រាសផ្តល់សេវា) | B3 | | US \$ |
| 21-2 សរុបថ្លៃដើមប្រតិបត្តិការ Total of operating costs (សរុបពី ២១.២.១ ដល់ ២១.២.៣ Sum of 21-2-1 to 21-2-3) | — | | US \$ |
| 21-2-1 ថ្លៃដើមផលិតផលដែលបានលក់របស់សហគ្រាសផលិតកម្ម Costs of products sold of production enterprises | B4 | | US \$ |
| 21-2-2 ថ្លៃដើមទំនិញដែលបានលក់របស់សហគ្រាសក្រៅពីផលិតកម្ម Costs of goods sold of Non-production enterprises | B5 | | US \$ |
| 21-2-3 ថ្លៃដើមសេវាដែលបានផ្តល់ផ្តល់ Costs of services provided | B5a | | US \$ |
| 21-3 ចំណូលផ្សេងៗ Other revenues (សរុបពី ២១.៣.១ ដល់ ២១.៣.១១) (Sum of 21-3-1 ~ 21-3-11) | B7 | | US \$ |
| 21-3-1 ឧបត្ថម្ភធន Subsidy/ Grant | B8 | | US \$ |
| 21-3-2 ចំណូលពីភាគហ៊ុនបានទទួល ឬ ត្រូវទទួល Dividend received or receivable | B9 | | US \$ |
| 21-3-3 ចំណូលពីការប្រាក់បានទទួល ឬ ត្រូវទទួល Interest received or receivable | B10 | | US \$ |
| 21-3-4 ចំណូលពីស្នូលសារបានទទួល ឬ ត្រូវទទួល Royalty received or receivable | B11 | | US \$ |
| 21-3-5 ចំណូលពីការជួលបានទទួល ឬ ត្រូវទទួល Rental received or receivable | B12 | | US \$ |
| 21-3-6 ផលចំណេញពីការលក់មូលបត្រ រយៈពេលវែង Gain from disposal of fixed assets (capital gain) | B13 | | US \$ |
| 21-3-7 ផលចំណេញពីការលក់មូលបត្រ ឬ សញ្ញាប័ណ្ណ Gain from disposal of securities | B14 | | US \$ |
| 21-3-8 ភាគចំណេញពីប្រតិបត្តិការរួមគ្នា Share of profit from joint venture | B15 | | US \$ |
| 21-3-9 ផលចំណេញពីការប្តូរប្រាក់សំរេចបាន Realized exchange gain | B16 | | US \$ |
| 21-3-10 ផលចំណេញពីការប្តូរប្រាក់មិនទាន់សំរេចបាន Unrealized exchange gain | B17 | | US \$ |
| 21-3-11 ចំណូលដទៃទៀតក្រៅពីខាងលើ Other revenues than those described above | B18 | | US \$ |

| 21- របាយការណ៍ចំណូល និងចំណាយក្នុងឆ្នាំ ២០១០ តាម " មូលដ្ឋានប្រព័ន្ធកំណត់ទុន " ដែលគត់ត្រូវបានចុះថ្ងៃទី ០១ ខែ មេសា ២០១០ (ត) | | |
|--|--|----------------------------|
| Amount of Revenues and Expenses in a Year 2010 under "Accrual basis accounting", which records revenues and related expenses in same period. (Con't) | | ជាដុល្លារអាមេរិក / in US\$ |
| 21-4 | ចំណាយប្រតិបត្តិការ Operating Expenses (សរុបពី ២១.៤.១ ដល់ ២១.៤.១៩) (Sum of 21-4-1 ~ 21-4-19) | B19 US \$ |
| 21-4-1 | ចំណាយបៀវត្ស និងប្រាក់ឈ្នួល Salaries and wages | B20 US \$ |
| 21-4-2 | ចំណាយប្រេង ឧស្ម័ន អគ្គិសនី និងទឹក Fuel, gas, electricity and water expenses | B21 US \$ |
| 21-4-3 | ចំណាយធ្វើដំណើរ និងចំណាយស្នាក់នៅ Travelling and accommodation expenses | B22 US \$ |
| 21-4-4 | ចំណាយដឹកជញ្ជូន Transportation expenses | B23 US \$ |
| 21-4-5 | ចំណាយលើការជួល Rents | B24 US \$ |
| 21-4-6 | ចំណាយលើការថែទាំ និងជួសជុល Repair and maintenance expenses | B25 US \$ |
| 21-4-7 | ចំណាយលើការកំសាន្តសប្បាយ Entertainment expenses | B26 US \$ |
| 21-4-8 | ចំណាយលើការរំលែងសារ ផ្សាយពាណិជ្ជកម្ម និងចំណាយការលក់ Commission, advertising, selling expenses | B27 US \$ |
| 21-4-9 | ចំណាយបង់ពន្ធ និងអាករផ្សេងៗ Other tax expenses | B28 US \$ |
| 21-4-10 | ចំណាយលើអំណោយ Donation expenses | B29 US \$ |
| 21-4-11 | ចំណាយលើសេវាគ្រប់គ្រង ពិគ្រោះយោបល់ បច្ចេកទេស និងសេវាប្រហាក់ប្រហែល Management, consultation, other technical, and other similar service expenses | B30 US \$ |
| 21-4-12 | ចំណាយលើស្នូលសារ Royalty expenses | B31 US \$ |
| 21-4-13 | ចំណាយលើបំណុលទារមិនបាន Bad debts written off expenses | B32 US \$ |
| 21-4-14 | ចំណាយរំលស់ Amortization/depletion and depreciation expenses | B33 US \$ |
| 21-4-15 | ការកើនឡើង ឬថយចុះសិវិធានធន Increase/decrease in provisions | B34 US \$ |
| 21-4-16 | ខាតពីការលក់ទ្រព្យសកម្មរយៈពេលវែង Loss on disposal of fixed assets | B35 US \$ |
| 21-4-17 | ខាតពីការប្តូរប្រាក់សំរេចបាន Realised exchange loss | B36 US \$ |
| 21-4-18 | ខាតពីការប្តូរប្រាក់មិនទាន់សំរេចបាន Unrealised exchange loss | B37 US \$ |
| 21-4-19 | ចំណាយផ្សេងៗ Other expenses | B38 US \$ |
| 21-5 | ចំណាយការប្រាក់បង់អោយនិវាសនជន Interest expenses paid to residents | B40 US \$ |
| 21-6 | ចំណាយការប្រាក់បង់អោយអនិវាសនជន Interest expenses paid to non residents | B41 US \$ |
| 21-7 | ពន្ធលើប្រាក់ចំណេញ Profit tax | B43 US \$ |

| | | |
|---|--------------------|--|
| ពិនិត្យដោយមន្ត្រីសម្ភាសន៍ Checked by enumerator | ត្រឹមត្រូវ Correct | ប្រសិនបើត្រឹមត្រូវសូមគូសរង្វង់លើពាក្យ ត្រឹមត្រូវ If it is "correct", circle this |
|---|--------------------|--|

បានឃើញ និងបញ្ជាក់ថាព័ត៌មានដែលបានបំពេញពិតជាត្រឹមត្រូវ
 I certify that the information filled in the Form is accurate
 ធ្វើនៅ..... ថ្ងៃទី.....ខែ.....ឆ្នាំ ២០១១
 Issued at.....Date.....
 ហត្ថលេខា/ត្រាម្ចាស់សហគ្រាស ឬអ្នកតំណាងសហគ្រាស
 Signature/stamp of Establishment Owner/Manager



KINGDOM OF CAMBODIA
NATION RELIGION KING




ROYAL GOVERNMENT OF CAMBODIA

No: 139 ANK.BK

SUB-DECREE

ON

2011 ESTABLISHMENT CENSUS OF THE KINGDOM OF CAMBODIA



THE ROYAL GOVERNMENT

- Having seen the Constitution of the Kingdom of Cambodia
- Having seen the Royal Decree No: NS/ RKT /0908 / 1055 dated 25 September 2008 on the formulation of the Royal Government of the Kingdom of Cambodia
- Having seen the Royal Kram No: 02/ NS / 94 dated 20 July 1994 promulgating the law on Organization and Functioning of the Council of Ministers
- Having seen the Royal Kram No: NS / RKM /0196 / 11 dated 24 January 1996 promulgating the law on the Establishment of the Ministry of Planning
- Having seen the Royal Kram No: NS / RKM / 0505/ 015 dated 09 May 2005 promulgating the Statistics Law
- Having seen the Sub-Decree No: 55 ANK.BK dated 23 September 1997 on Organization and Functioning the Ministry of Planning
- Having seen the Sub-Decree No: 09 ANK/BK dated 26 January 2007 on the Organization and Functioning the National Statistical System
- Having been approved by the Council of the Ministers during its plenary session on 14 August 2009

Decides:

Chapter I

General Provisions

Article 1:

This sub-decree aims to define the Establishment Census of the Kingdom of Cambodia 2011.

Article 2:

This sub-decree aims the following

- To obtain the information on all types of establishments, serving for users
- To provide basic database for the formulation of policies, strategies, action plans, and other projects to improve socio-economic development and welfare of the people.

Article 3:

The scope of this sub-decree extends of all economic units located in the territory of the Kingdom of Cambodia except agricultural, forestry and fishery units.

Article 4:

Technical term used in this sub-decree shall have the meaning as follows:

- Establishment refers to enterprise or a part of enterprise which has fixed location, and single productive activity or principal productive activity accounted for most of the value added.
- Establishment Census refers to Economic Census which is conducted on economic units including all types of establishments such as factories, state and private enterprises, handicrafts, corporations, whole sales, retailed sales and other services.

Chapter II

Census date

Article 5:

The date of establishment census of the Kingdom of Cambodia is defined as 01 March 2011.

Chapter III

Mechanism and Procedure

Article 6:

Establish the National Committee for 2011 Establishment Census of the Kingdom of Cambodia, comprised of the following composition:

Unofficial translation

| | |
|---|----------------------------|
| 1. Minister of Planning | Chairman |
| 2. Secretary of State, Ministry of Economy and Finance | Vice chairman |
| 3. Secretary of State, Ministry of Interior | Vice chairman |
| 4. Secretary of State, Ministry of Planning | Permanent vice chairman |
| 5. Secretary of State, Council of Ministers | Member |
| 6. Secretary of State, Ministry of Industry, Mines and Energy | Member |
| 7. Secretary of State, Ministry of Commerce | Member |
| 8. Secretary of State, Ministry of Planning | Member |
| 9. Secretary of State, Ministry of Education, Youth and Sports | Member |
| 10. Secretary of State, Ministry of Health | Member |
| 11. Secretary of State, Ministry of Labor and Vocational Training | Member |
| 12. Secretary of State, Ministry of Land Management, Urbanization and Construction | Member |
| 13. Secretary of State, Ministry of Post and Telecommunication | Member |
| 14. Secretary of State, Ministry of Information | Member |
| 15. Secretary of State, Ministry of Public Works and Transports | Member |
| 16. Secretary of State, Ministry of Tourism | Member |
| 17. Secretary of State, Ministry of Social Affairs, Veterans and Youth Rehabilitation | Member |
| 18. Secretary of State, Ministry of Culture and Fine Arts | Member |
| 19. Secretary of State, Ministry of Women's Affairs | Member |
| 20. Secretary of State, Secretariat of Civil Aviation | Member |
| 21. Secretary General, Council for Development of Cambodia | Member |
| 22. Vice Governor, National Bank of Cambodia | Member |
| 23. Director General of National Institute of Statistics, Ministry of Planning | Secretary |

Article 7:

The National Committee for Establishment Census of the Kingdom of Cambodia 2011 has Technical Committee of Establishment Census, National Steering Committee for Census Information and Education Campaign (NSC) of Establishment Census, and Capital and Provincial Committees of Establishment Census defined by decision.

Article 8:

The National Committee for Establishment Census of the Kingdom of Cambodia 2011 shall have duties as follows:

- a. Guide and approve all general affairs related to Establishment Census.
- b. Prepare and establish a Technical Committee and Publicity Committee for Establishment Census located in the Ministry of Planning and under the lead of Minister of Planning for direct implementation of all technical works of Establishment Census.
- c. Prepare and establish a Capital and Provincial Committees of Establishment Census.

- d. Assign staff to join in Establishment Census with the requests from the Technical Committee of Establishment Census.
- e. Have meeting on progress of work at least once in every 6 months (six months) following the invitation by the chairman of the committee or vice chairman of the committee when the chairman of the committee is absent.
- f. Report to the Royal Government of Cambodia on the progress and the results of Establishment Census.

Article 9:

The National Committee of Establishment Census of the Kingdom of Cambodia has rights to use the seal of the Ministry of Planning.

The Technical Committee of Establishment Census of the Kingdom of Cambodia has rights to use the seal of the Ministry of Planning.

The National Steering Committee for Census Information and Education Campaign of Establishment Census of the Kingdom of Cambodia has rights to use the seal of the Ministry of Planning.

Capital /Provincial Committee of Establishment Census has the right to use the seal of the Capital/ Province.

Article 10:

The Establishment Census must have the following stages:

1. Pre-census operations includes:
 - Preparing maps
 - Counting and listing economic units
 - Pre-testing survey and pilot census
2. Interview of economic units in the census
3. Post-census operations includes:
 - Post enumeration survey for evaluation of the census
 - Other surveys in case of necessity

Article 11:

The Director General of the National Institute of Statistics, Ministry of Planning, is the Director General of Establishment Census and assisted by the technical and administrative officials of the National Institute of Statistics and Capital, Provincial Planning Departments for all census works.

Article 12:

Census officials including supervisors, enumerators, assisting agencies for census operations are to be appointed by Minister of Planning with the request from Director General of Establishment Census. This assignment can be done only during the census period.

Article 13:

Minister of Planning shall have the right to request officials from line ministries, public institutions, and ordinary people in order to assist Establishment Census.

Article 14:

All owners of economic units must cooperate and allow census officers who show the official mission letter to enter economic units, dwellings or owner's location with the census aim, and allow those officers to paint, paste stickers, symbols or identified codes at special location, serving the Establishment Census.

Article 15:

Minister of Planning can appoint the managers of the Establishment Census at special areas as the following:

- a. Managers of public and private enterprises;
- b. Managers of hotels, guesthouses, and physical relaxation centers;
- c. Managers of commercial trade and industrial establishments;
- d. Managers of railways, airports, taxi ports, and ports;
- e. Directors of hospitals;
- f. Managers of other necessary economic units.

Article 16:

Officials who are not in charge of census have no right to browse books, register or recorded copies done by census officials.

Chapter IV

Sources of funding

Article 17:

The Establishment Census has the following sources of funding:

- National budget
- Financing from development partners
- Donation from generous donors
- Other sources

Chapter V

Final Provision

Article 18:

All existing provisions which are contrary to this sub-decree shall be null and void.

Article 19:

Minister of Council of Ministers, Minister of Economy and Finance, Minister of Ministry of Interior, Minister of Planning, Ministers, Secretaries of State, all ministries, institutions, all local authorities and members of the National Committee as in Article 6 shall be responsible for implementing this sub-decree that takes effect from the date of signature.

Phnom Penh, 26 August 2009

Cc.

Prime Minister

- Ministry of Royal Palace
- Secretariat General of Council for
Constitution
- Secretariat General of Senate
- Secretariat General of National Assembly
- Secretariat General of Royal Government **Samdech Akka Moha Sena Padei Techo Hun Sen**
- Cabinet of Samdech Prime Minister
- Cabinet of His Excellency and Her Excellency Deputy Prime Ministers
- As in Article 19
- Royal Journals
- Documentation

Appendix 3

Administrative Area Changes of Phnom Penh Municipality on 5 November 2010

The twenty communes listed below were shifted from Kandal Province to Phnom Penh Municipality on 5 November 2010.

| OLD | | | NEW | | | |
|----------|----------|---------|----------|----------|---------|----------------|
| Province | District | Commune | Province | District | Commune | Commune Name |
| 08 | 01 | 10 | 12 | 05 | 16 | Kong Noy |
| 08 | 01 | 14 | 12 | 05 | 17 | Preaek Kampues |
| 08 | 01 | 19 | 12 | 05 | 18 | Roluos |
| 08 | 01 | 24 | 12 | 05 | 19 | Spean Thma |
| 08 | 01 | 26 | 12 | 05 | 20 | Tien |
| 08 | 02 | 05 | 12 | 06 | 09 | Kbal Kaoh |
| 08 | 02 | 09 | 12 | 06 | 10 | Preaek Aeng |
| 08 | 02 | 10 | 12 | 06 | 11 | Preaek Thmei |
| 08 | 02 | 12 | 12 | 06 | 12 | Veal Sbov |
| 08 | 07 | 01 | 12 | 07 | 13 | Bak Kaeng |
| 08 | 07 | 02 | 12 | 07 | 14 | Kaoh Dach |
| 08 | 08 | 02 | 12 | 05 | 21 | Boeng Thum |
| 08 | 08 | 05 | 12 | 05 | 22 | Kamboul |
| 08 | 08 | 06 | 12 | 05 | 23 | Kantaok |
| 08 | 08 | 10 | 12 | 05 | 24 | Ovlaok |
| 08 | 08 | 12 | 12 | 05 | 25 | Ponsang |
| 08 | 08 | 15 | 12 | 05 | 26 | Snaor |
| 08 | 09 | 08 | 12 | 08 | 04 | Ponhea Pon |
| 08 | 09 | 09 | 12 | 08 | 05 | Preaek Phnov |
| 08 | 09 | 12 | 12 | 08 | 06 | Samraong |

Appendix 4

Additional Administrative Area Changes of Phnom Penh Municipality on 18 May 2011



Dangkao District (05) in Phnom Penh Municipality was divided into Dangkao District (05) and Pou Senchey District (09) on 18 May 2011.


Pou Senchey District (09)

| OLD | | | NEW | | | |
|----------|----------|---------|----------|----------|------------|---------------------|
| Province | District | Commune | Province | District | Commune 1) | Commune Name |
| 12 | 05 | 02 | 12 | 09 | 02 | Trapeang Krasang |
| 12 | 05 | 03 | 12 | 09 | 03 | Kouk Roka |
| 12 | 05 | 04 | 12 | 09 | 04 | Phleung Chheh Roteh |
| 12 | 05 | 05 | 12 | 09 | 05 | Chaom Chau |
| 12 | 05 | 06 | 12 | 09 | 06 | Kakab |
| 12 | 05 | 09 | 12 | 09 | 09 | Samraong Kraom |
| 12 | 05 | 11 | 12 | 09 | 11 | Krang Thnong |
| 12 | 05 | 21 | 12 | 09 | 21 | Boeng Thum |
| 12 | 05 | 22 | 12 | 09 | 22 | Kamboul |
| 12 | 05 | 23 | 12 | 09 | 23 | Kantaok |
| 12 | 05 | 24 | 12 | 09 | 24 | Ovlaok |
| 12 | 05 | 25 | 12 | 09 | 25 | Ponsang |
| 12 | 05 | 26 | 12 | 09 | 26 | Snaor |

1) Since the area codes of Communes in Pou Senchey District have not been fixed yet, the old area codes are tentatively used in this report.

Coverage of the 2011 Economic Census of Cambodia


| Section of ISIC Rev.4 1) | | Kind of Business Place | | | | | |
|--------------------------|--|---|----------------------------|--------|--|--|--|
| | | Fixed location | Movable but the same place | Mobile | | | |
| A | Agriculture, forestry and fishing |  | | | | | |
| B | Mining and quarrying | | | | | | |
| C | Manufacturing | | | | | | |
| D | Electricity, gas, steam and air conditioning supply | | | | | | |
| E | Water supply; sewerage, waste management and remediation activities | | | | | | |
| F | Construction | | | | | | |
| G | Wholesale and retail trade; repair of motor vehicles and motorcycles | | | | | | |
| H | Transportation and storage | | | | | | |
| I | Accommodation and food service activities | | | | | | |
| J | Information and communication | | | | | | |
| K | Financial and insurance activities | | | | | | |
| L | Real estate activities | | | | | | |
| M | Professional, scientific and technical activities | | | | | | |
| N | Administrative and support service activities | | | | | | |
| O | Public administration and defence; compulsory social security | | | | | | |
| P | Education | | | |  | | |
| Q | Human health and social work activities | | | | | | |
| R | Arts, entertainment and recreation | | | | | | |
| S | Other service activities | | | | | | |
| T | Activities of households as employers; undifferentiated goods- and services-producing activities of households for own use | | | | | | |
| U | Activities of extraterritorial organizations and bodies | | | | | | |

 shows the coverage of the 2011 Economic Census.

1) ISIC stands for International Standard Industrial Classification.

Coverage of the 2009 Nation-wide Establishment Listing of Cambodia

| Section of ISIC Rev.4 1) | Kind of Business Place | | |
|--------------------------|--|----------------------------|--------|
| | Fixed location | Movable but the same place | Mobile |
| A | Agriculture, forestry and fishing | | |
| B | Mining and quarrying | | |
| C | Manufacturing | | |
| D | Electricity, gas, steam and air conditioning supply | | |
| E | Water supply; sewerage, waste management and remediation activities | | |
| F | Construction | | |
| G | Wholesale and retail trade; repair of motor vehicles and motorcycles | | |
| H | Transportation and storage | | |
| I | Accommodation and food service activities | | |
| J | Information and communication | | |
| K | Financial and insurance activities | | |
| L | Real estate activities | | |
| M | Professional, scientific and technical activities | | |
| N | Administrative and support service activities | | |
| O | Public administration and defence; compulsory social security | | |
| P | Education | | |
| Q | Human health and social work activities | | |
| R | Arts, entertainment and recreation | | |
| S | Other service activities | | |
| T | Activities of households as employers; undifferentiated goods- and services-producing activities of households for own use | | |
| U | Activities of extraterritorial organizations and bodies | | |

 shows the coverage of the 2009 Nation-wide Establishment Listing.

1) ISIC stands for International Standard Industrial Classification.

List of Publications of the 2011 Economic Census of Cambodia

**The following publications are published in both English and Khmer.*

1 National Reports

- (1) National Report on Final Census Results
- (2) District and Commune Report on Final Census Results (National Report No.2)

2 National Profile of Statistical Tables

- (3 volumes consisting of Part 1(Establishments), Part 2(Entities and Sales, etc.) and Part 3(Enterprises and Sales, etc.))

3 Provincial Report on Census Results

4 Provincial Profile of Statistical Tables (The statistical tables for Districts are included.)

- (2 volumes consisting of Part 1(Establishments) and Part 2(Entities and Sales, etc.) for each Province)

5 Village Profile of Statistical Tables

- (2 volumes consisting of Part 1 and Part 2)

6 Analytical Reports on Census Results

- (1) Analysis on 17 Industries
- (2) Comparative Analysis by Industry
- (3) Comparative Analysis by Scale
- (4) Analysis on Large, Medium & Small and Micro Industry
- (5) Manufacturing Industry
- (6) Food Processing Industry
- (7) Textile Industry
- (8) Wholesale and Retail Industry
- (9) Women in Business
- (10) Street Business
- (11) Application to National Accounts

7 Census Atlas

8 Special Reports

- (1) Use of Directory of Establishments
- (2) Organization and Administration of the Census

