

Percent of Total Population in Disabled Persons by Commune 2008 Population Census

Disabled persons(%) of Cambodia :










1.44

Average of Commune :

1.48

- Primary Industry:
 A. Agriculture, forestry, and fishing
- Secondary Industry
 B. Mining, quarrying
 C. Manufacturing
 D. Electricity, gas, steam, air-con supply
 E. Water supply, sewerage, waste management and remediation
 F. Construction
- Tertiary Industry
 G. Wholesale & retail trade, repair of motorcycle, etc.
 H. Transportation & storage
 I. Accommodation & food service
 J. Information & Communication
 K. Finance & Insurance
 L. Real estate
 M. Professional, scientific, & technical
 N. Administrative & support service
 O. Public administration, etc.
 P. Education
 Q. Health & social work
 R. Art, entertainment and recreation
 S. Other service
 T. Use activities of households as employers
 U. Extraterritorial organizations

Legend

-  Nation Boundary
-  Province
-  Water
- Disabled persons(%)
by commune
-  < 0.99
-  1.00 - 1.49
-  1.50 - 1.99
-  2.00 - 2.49
-  >= 2.50
-  Not delineated

The data for the communes of 21001* 21006 and 21101* 21105, of those which boundaries are not delineated by Department of Geography, as well as for those the floating communes of 150205, 150305 and 171007 in Lake Tonle Sap are not presented on this map.

