

# Utilization of ICT for Enhancing Statistical Business Process in ASEANstats

*Anang Laksono*  
**The ASEAN Secretariat**

Seminar on Utilization of ICT for Official Statistics  
Chiba, 13 December 2019



# Outline of the presentation

- Overview of ASEAN Community Statistical System (ACSS)
- Roles of ASEANstats
- ICT for Enhancing Business Process
- Issues, Challenges and Opportunities
- Way Forward



## ASEAN Community Statistical System

- ✓ partnership between national statistical systems of ASEAN Member States, ASEAN Community Councils and ASEAN Secretariat (ASEANstats)
- ✓ a call for united and concerted efforts toward building a system that will facilitate the collection, production, dissemination and communication of ASEAN statistics in support of a rule-based ASEAN Community.



## Major Partners of ACSS

1. **ACSS Committee** as the highest regional policy making and coordinating body on ASEAN statistics → with members: Chief Statisticians or Heads of NSOs of all ASEAN Member States (AMSs), and Head of ASEAN Statistics Division (ASEANstats).
2. **National Statistical Systems** of all AMSs, with NSO as country focal point on ASEAN statistics.
3. **ASEAN Secretariat** through Statistics Division (**ASEANstats**) as the regional focal point of ASEAN statistics and the technical arm and member/secretariat of the ACSS Committee.
4. **ASEAN Community Councils**, thru its ASEAN bodies, as the primary stakeholders → provide guidance on data needs and strategic directions for statistical development in ASEAN Community.



## ACSS Strategic Plan 2016-2025 (ASEAN RSDS)

### Vision and Mission of ACSS:

- **Vision**: “A responsive ACSS providing high quality statistics”.
- **Mission**: ACSS will provide relevant, timely and comparable ASEAN statistics in support of evidence-based policy and decision making, and enhance the statistical capacity of the Member States and ASEAN Secretariat.

### 4 major components (main strategic objectives):

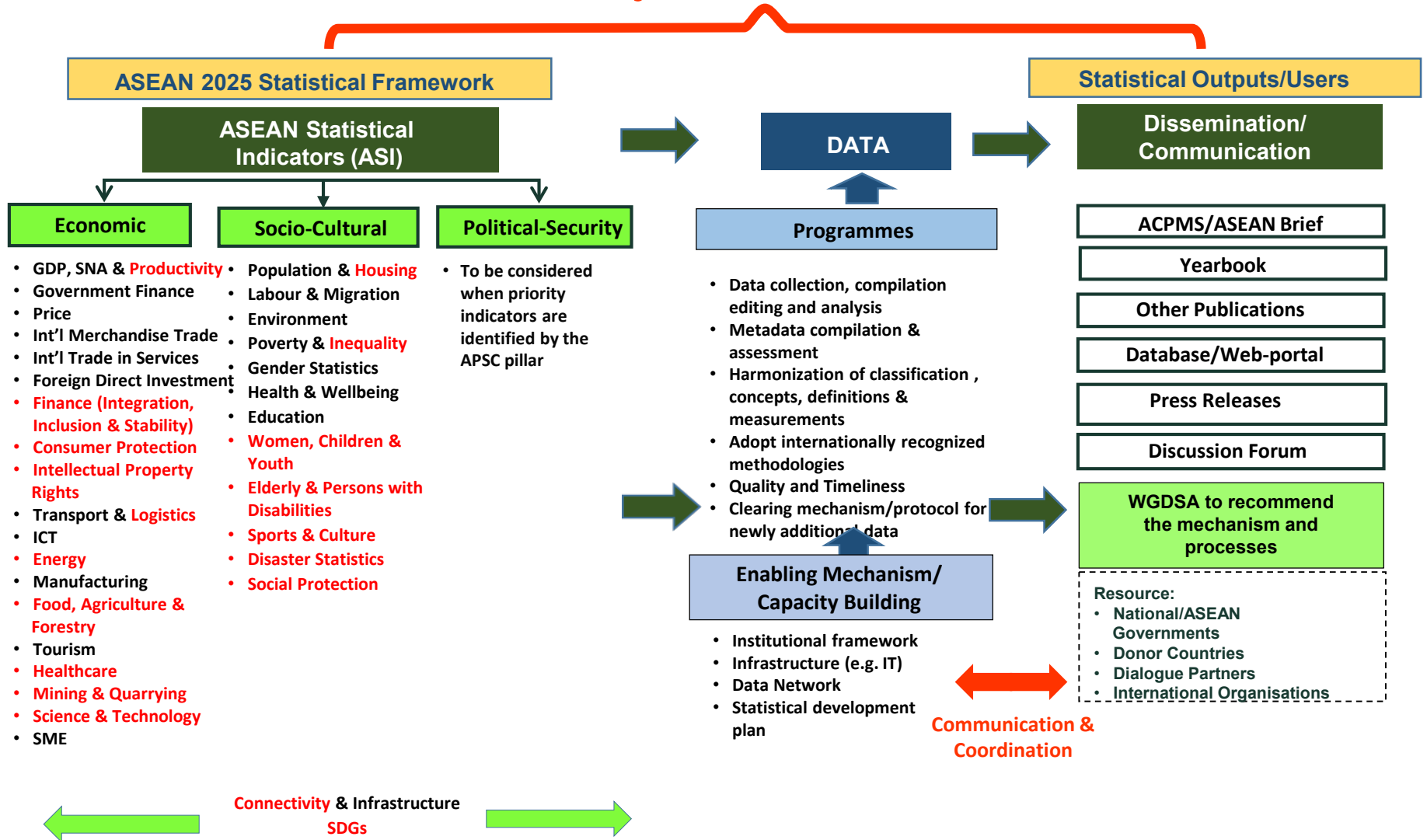
1. Institutional strengthening, enhancement of ACSS and its sustainability;
2. Improvement of response to greater ASEAN data needs;
3. Enhancing the dissemination, communication, visibility and use of ASEAN statistics;
4. Bridging the gaps toward sustainable development of ASEAN statistics.



# Overview of ACSS

## Broad Framework for Sustainable Development of ASEAN Statistics (BFSDAS)

### Major Stakeholders



## ASEAN Statistical Indicators – Consolidated Template (ASI-CT)

- Macroeconomic
- Trade in goods
- Trade in services
- International investments
- CPI and PPI
- Production
- Industrial output
- Government finance
- SDG indicators
- Social and demography

> 700 indicators



## ACSS Sub-Committee & Working Groups

- Sub-Committee on Planning and Coordination (SCPC)
- Working Group on International Merchandise Trade Statistics (WGIMTS)
- Working Group on International Investment Statistics (WGIIS)
- Working Group on Statistics of International Trade in Services (WGSITS)
- Working Group on System of National Accounts Statistics (WGSNA)
- Working Group on Sustainable Development Goal Indicators (WGSDGIs)
- Working Group on Data Sharing, Analysis, Dissemination and Communication of ASEAN Statistics (WGDSA)





# *Roles of ASEANstats*

## **ASEANstats as technical arm and secretariat of the ACSS Committee**

- Initiate the formulation and lead the implementation and monitoring of statistical policies, methodologies and standards for the harmonization of ASEAN statistics
- Support NSS in the implementation of policies and standards for ASEAN statistics
- Serve as the link between ACSS Committee and ASEAN Community Councils and establish partnership with other stakeholders, including international and regional organisations
- Undertake the compilation of ASEAN statistics, administer ASEAN Statistics Database, and develop statistical products and services to disseminate and communicate ASEAN statistics
- Coordinate with donor community for possible technical assistance and funding of statistical capacity building programmes for the regional priorities by ACSS Committee



## **Personnel**

2 Senior Officers

5 Technical Officers

1 General  
Staff

1 Adm  
Staff



# ICT for Enhancing Business Process in ASEANstats



## Web-centered business process

### ACSS and ASEANstats Resources



eBooks



documents



Infographics



Photos/Videos



Events



data

### Websites

1. [aseanstats.org](http://aseanstats.org)

- eBook, infographics, photos/videos, events, public docs

2. [data.aseanstats.org](http://data.aseanstats.org)

- Data

3. [wg.aseanstats.org](http://wg.aseanstats.org)

- Private ACSS and WGs documents

4. [dtt.aseanstats.org](http://dtt.aseanstats.org)

- For AMS to submit data to ASEANstats



## The roles of ASEANStats Websites



Center of resources

Dissemination

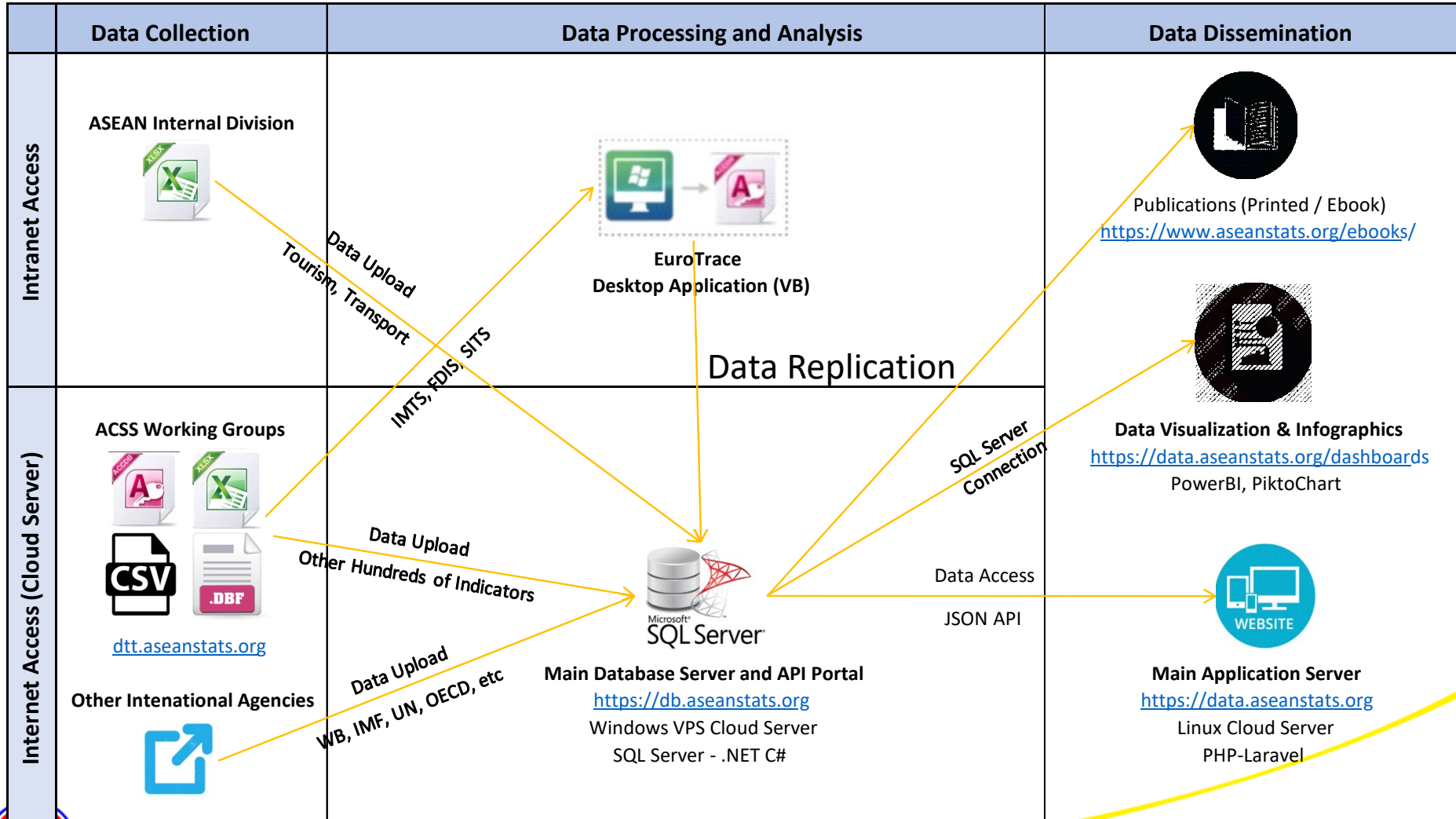
Promote quality

Enhance the visibility of ASEAN regional statistical cooperation through the ACSS



# ICT for Enhancing Business Process in ASEANstats

## ASEANstats Database Flow



## **Benefits of utilizing ICT in ASEANstats business process**

### **Collection**

- Harmonised template
- Larger size of file
- Centralised submission
- Notifications/alerts
- Monitoring of data submission

### **Processing and Analysis**

- Larger size of files
- Faster process
- Quality assurance
- Accessibility

### **Dissemination**

- Multi-modes of dissemination
- Accessibility
- User-friendly
- Interactive
- Feedbacks for data producers





Just coming out!

## ASEAN KEY FIGURES 2019

*ASEANStats inaugural publication on statistical updates of ASEAN economic and social progress, presented in a reader-friendly format - using distinctive charts.*

[Download Now](#)

Browse our main products and services



### Statistical Publication (eBook)

Browse our regular publications (ASEAN Statistical Yearbook, ASEAN Economic Community Chartbook, ASEAN Community in Figures and others).



### Web Database Query (Exportable to excel)

Download data on Trade in Goods, Trade in Services, Foreign Direct Investment (FDI), Tourism, Population and other indicators.



### Interactive Data Dashboard (Charts)

Browse interactive data dashboard (charts) on Trade in Goods, Foreign Direct Investment (FDI), Trade in Services and Tourism.



Easy Navigation

Multi Layout Options

Exportable

Formattable

Indicator Properties: Definition, Metadata, Last Data Update, Notes, License, etc.

## Trade in Services, Intra-ASEAN, by Major Service Category, (in million US\$)

Grid Charts Export

Format Options Fields Fullscreen

SERVICE CATEGORY	2010		2011		2012		2013			
	Export	Import	Export	Import	Export	Import	Export	Import		
	[99999] TOTAL SERVICES	60 904.10	42 091.80	38 812.31	96 377.60	49 801.36	46 576.24	107 113.81	55 032.97	52 080.85
[A0100] Manufacturing services on physical inputs owned by others	190.16	171.00	19.16	212.30	184.82	27.48	180.25	144.61	35.64	202.37
[B0200] Maintenance and repair services n.i.e.	1 022.16	894.24	127.92	1 048.85	901.70	147.14	1 231.41	998.03	233.38	1 171.56
[C0300] Transport	16 651.36	7 122.68	9 528.68	19 296.51	8 366.31	10 930.20	19 939.56	9 066.77	10 872.79	20 265.12
[D0400] Travel	39 832.38	22 912.52	16 919.86	47 487.94	27 183.46	20 304.48	53 193.47	29 181.08	24 012.39	57 058.45
[E0500] Construction services	1 292.55	755.97	536.59	1 440.93	829.94	610.98	2 159.01	1 047.00	1 112.01	2 702.46
[E0600] Insurance and pension services	2 214.87	816.56	1 398.31	2 674.06	925.74	1 748.32	3 567.61	1 435.80	2 131.81	3 411.52
[E0700] Financial Services	1 718.87	1 155.08	563.79	1 891.25	1 254.34	636.91	1 966.85	1 301.25	665.59	2 097.12
[E0800] Charges for the use of intellectual property, n.i.e	783.94	291.31	492.64	965.06	354.82	610.25	1 037.89	396.98	640.91	1 170.06

### Metadata and notes

-- Related Indicators --

**Indicator Code** : TIS.ASEASE.MST.MUS  
**Indicator Name** : Trade in Services, Intra-ASEAN, by Major Service Category, (in million US\$)  
**Data Source** : ASEAN Secretariat - ASEAN Trade in Services Database  
**Last Data Update** : 31-Aug-2017  
**Short Definition** : Trade in services records the value of services exchanged between residents and non-residents of an economy, including services provided through foreign affiliates established abroad.

**Metadata** :

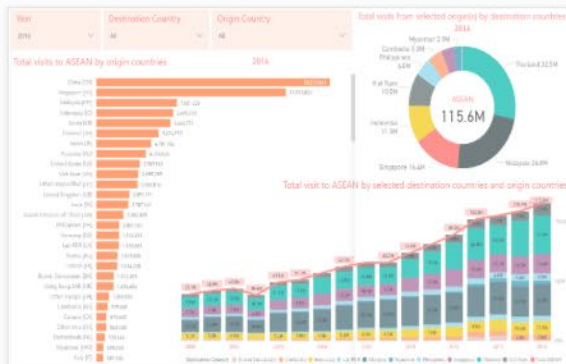
1. Brunei Darussalam
2. Cambodia
3. Indonesia
4. Lao PDR
5. Malaysia
6. Myanmar
7. Philippines
8. Singapore
9. Thailand
10. Viet Nam

**Notes** :

- 2017 data is Preliminary

# Online Data Visualisation Dashboard

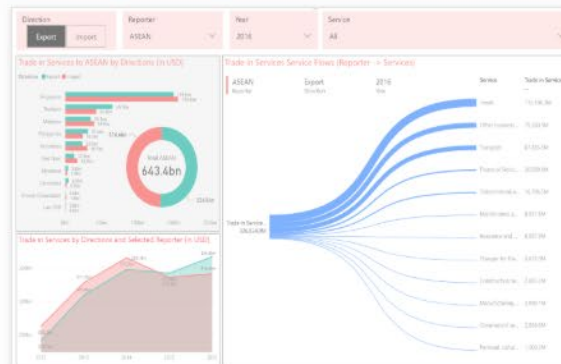
## ASEAN Interactive Data Visualisation Dashboards



### ASEAN Visitor Arrivals Dashboard

Displaying the most visitor countries to ASEAN and the most ASEAN countries visited.

Datasource: <https://data.aseanstats.org/indicator/VIS.AMS.ORI.PRS.V>



### ASEAN Trade In Services Dashboard

Displaying trade in services to ASEAN by direction, reporter and major service categories

Datasource: <https://data.aseanstats.org/sits-by-reporters-and-services>



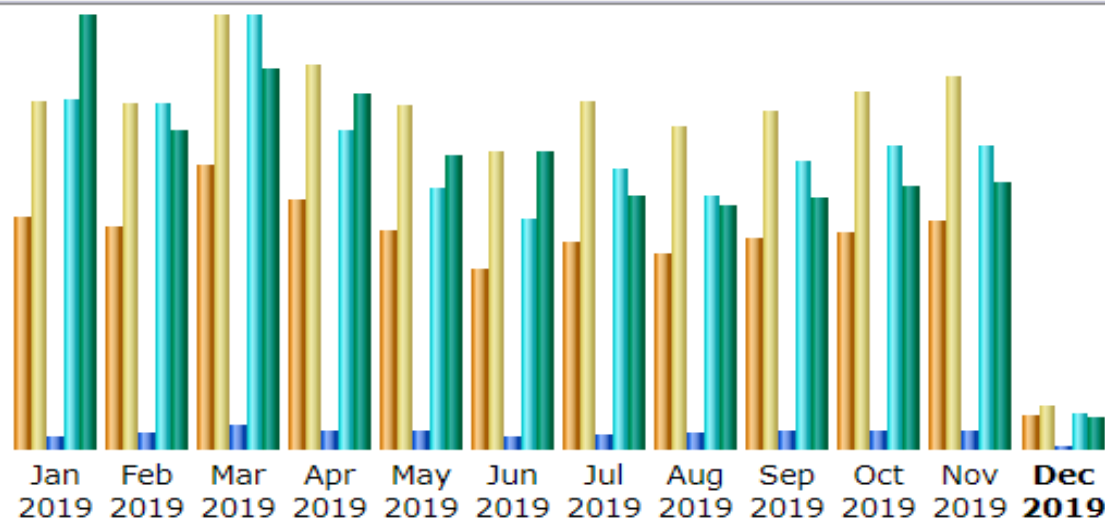
### ASEAN Trade in Goods (IMTS) Dashboard

Display Top Partners, Top Products, Trade Balance, Annual Growth, Intra and Extra ASEAN Trade, etc.

Datasource: <https://data.aseanstats.org/trade>



# Monthly Visitors (in 2019)



Month	Unique visitors	Number of visits	Pages	Hits	Bandwidth
Jan 2019	5,396	8,073	29,320	745,656	72.10 GB
Feb 2019	5,182	7,984	31,201	735,325	52.92 GB
Mar 2019	6,624	10,040	53,996	923,236	63.50 GB
Apr 2019	5,764	8,882	40,116	681,314	58.93 GB
May 2019	5,029	7,973	36,173	555,120	48.55 GB
Jun 2019	4,128	6,861	30,738	488,169	49.45 GB
Jul 2019	4,848	8,081	34,417	595,820	42.10 GB
Aug 2019	4,497	7,472	34,256	537,271	40.08 GB
Sep 2019	4,892	7,842	36,007	612,318	41.96 GB
Oct 2019	5,048	8,256	39,794	646,568	43.68 GB
Nov 2019	5,276	8,598	40,143	642,602	44.25 GB
<b>Dec 2019</b>	768	998	4,355	75,844	5.12 GB
<b>Total</b>	<b>57,452</b>	<b>91,060</b>	<b>410,516</b>	<b>7,239,243</b>	<b>562.64 GB</b>



# Top Downloaded Publications (on October 2019)

	<a href="/wp-content/uploads/2018/12/ASEAN-Key-Figures-2018.pdf">/wp-content/uploads/2018/12/ASEAN-Key-Figures-2018.pdf</a>	1,213
	<a href="/wp-content/uploads/2018/10/ASEAN-Statistical-Highlights-2018.pdf">/wp-content/uploads/2018/10/ASEAN-Statistical-Highlights-2018.pdf</a>	644
	<a href="/wp-content/uploads/2019/01/asyb-2018.pdf">/wp-content/uploads/2019/01/asyb-2018.pdf</a>	531
	<a href="/wp-content/uploads/2019/11/ASEAN_Key_Figures_2019.pdf">/wp-content/uploads/2019/11/ASEAN_Key_Figures_2019.pdf</a>	315
	<a href="/wp-content/uploads/2018/10/ASEAN_Statistical_Highlights_2018.pdf">/wp-content/uploads/2018/10/ASEAN_Statistical_Highlights_2018.pdf</a>	200
	<a href="/wp-content/uploads/2017/08/ASEAN_economic_progress.pdf">/wp-content/uploads/2017/08/ASEAN_economic_progress.pdf</a>	199
	<a href="/wp-content/uploads/2016/11/AEC-Chartbook-2016-1.pdf">/wp-content/uploads/2016/11/AEC-Chartbook-2016-1.pdf</a>	198
	<a href="/wp-content/uploads/2019/11/ASEAN_Stats_Leaflet_2019.pdf">/wp-content/uploads/2019/11/ASEAN_Stats_Leaflet_2019.pdf</a>	182
	<a href="/wp-content/uploads/2018/01/ASYB_2017-rev.pdf">/wp-content/uploads/2018/01/ASYB_2017-rev.pdf</a>	142
	<a href="/wp-content/uploads/2017/09/ACPMS_2017.pdf">/wp-content/uploads/2017/09/ACPMS_2017.pdf</a>	133



# Top Visitor Countries (on October 2019)

Locales		Pages	Hits	Bandwidth	
Indonesia	id	5,706	112,190	5.72 GB	
United States	us	4,393	64,684	4.97 GB	
Thailand	th	2,958	37,433	2.65 GB	
China	cn	2,405	39,079	1.73 GB	
Singapore	sg	2,098	44,178	2.30 GB	
Bulgaria	bg	1,735	1,997	22.62 MB	
Philippines	ph	1,668	34,965	3.25 GB	
Malaysia	my	1,487	30,478	2.08 GB	
Japan	jp	1,329	22,185	1.40 GB	
Vietnam	vn	1,314	26,982	1.50 GB	
Canada	ca	1,151	3,216	271.64 MB	
South Korea	kr	1,041	19,338	1.07 GB	
India	in	968	19,810	1.62 GB	
Great Britain	gb	851	10,868	903.00 MB	
Russian Federation	ru	627	10,727	837.96 MB	
Germany	de	596	12,433	679.98 MB	
Australia	au	500	10,205	604.40 MB	
Hong Kong	hk	442	8,919	679.31 MB	
France	fr	411	4,639	366.53 MB	
Brunei Darussalam	bn	394	7,007	437.78 MB	
Greece	gr	334	1,659	377.60 MB	
Myanmar	mm	249	4,448	319.75 MB	
Switzerland	ch	188	3,596	268.91 MB	
Taiwan	tw	186	4,730	308.59 MB	
Others		2549	50644	4.52 GB	



## **Issues and Challenges**

- Capacity gap
- Limited budget
- Inadequate human resources
- ICT is sophisticated: where and how to learn?

## **Opportunities**

- Free software/application
- Clouds server
- Capacity building program by international organizations
- Inter-agency cooperation
- Bilateral and multilateral cooperation



## **ASEAN help ASEAN**

- ✓ To reduce dependency on donors
- ✓ Better sustainability
- ✓ More relevant knowledge and experience
- ✓ Better regional cooperation



# Way Forward

- To enhance current processes
- Continuous capacity building

## New Initiatives

- ✓ ACSS Open Data Implementation Framework
- ✓ ACSS Initiative on the Use of Big Data for Enhancing Official Statistics





**Thank you**

