

# Opportunities and Challenges Facing the Census and Statistics Department in Hong Kong

CHAN Ka-lin  
Census and Statistics Department  
Hong Kong, China



Census and Statistics Department  
Hong Kong, China

**13th East Asian Statistical Conference**  
**5-7 November 2012**  
**Tokyo, Japan**

# Introduction

## Opportunities and Challenges Brought by:

- Globalisation and economic re-structuring
- Co-operation of raw data suppliers
- Advancement of information and communication technology



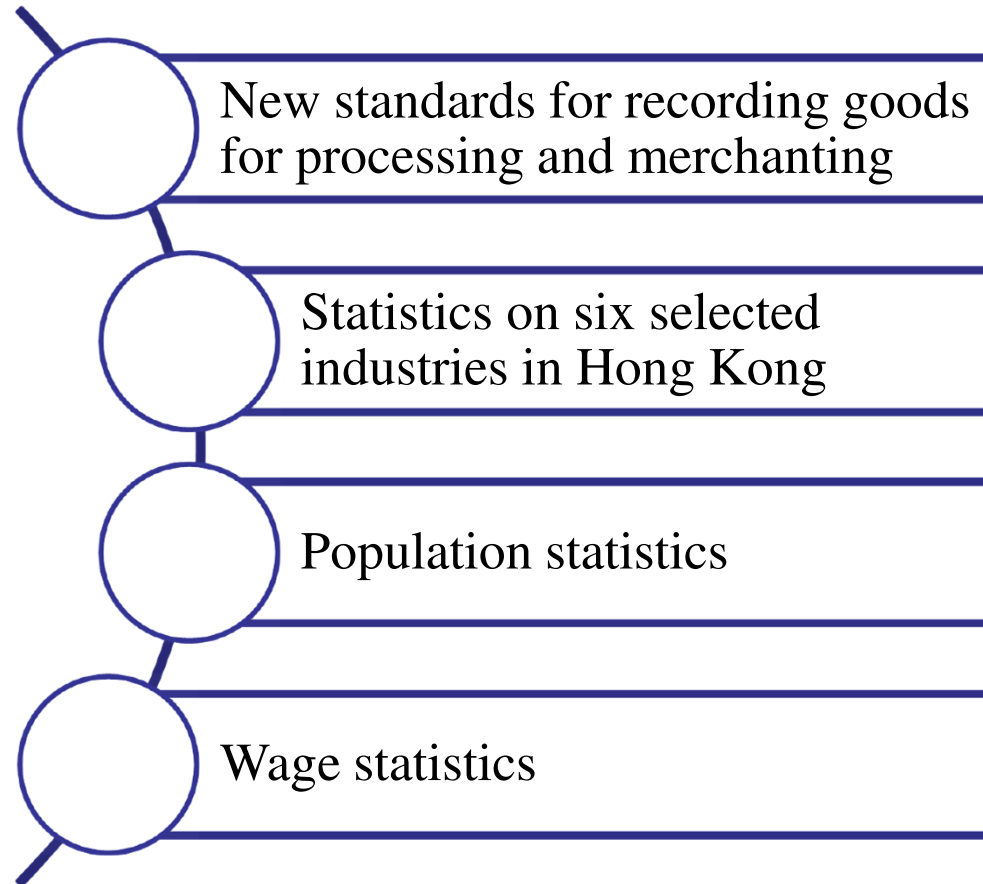
# Introduction

## Developments of C&SD in Three Main Areas:

1. Statistical developments in supporting policy formulation and functioning of an informed society
2. Measures for improving co-operation from data suppliers
3. Information technology developments



# Major Statistical Developments in Hong Kong



# I. Implementation of New Statistical Standards for Recording Goods for Processing and Merchanting

- New international standards set out in *2008 SNA* and *BPM6*
- Recording goods for processing and merchanting based on “change of ownership” principle
  - ⇒ Better reflect globalisation and the latest trend in international trade



# I. Implementation of New Statistical Standards for Recording Goods for Processing and Merchanting

## Challenges

- New data requirements arising from new standards:
  - Require more detailed breakdown by commodity groups of goods for processing
  - Increase the frequency of collecting merchanting data from an annual basis to a quarterly basis



# I. Implementation of New Statistical Standards for Recording Goods for Processing and Merchanting

## Developments

- Enhancement on existing survey
  - survey of trade involving outward processing in the Mainland of China
    - Enlarged quarterly sample size:  
from 7 000 to over 25 000 trade declarations
- Implementation of new survey
  - quarterly survey of merchanting and other trading activities
    - To collect quarterly data on merchanting activities



# I. Implementation of New Statistical Standards for Recording Goods for Processing and Merchanting

## Developments


- Necessary statistical framework for Hong Kong has been established
- Implementation of the new standards in 2012





## II. Statistical Analysis on the Six Selected Industries in Hong Kong

- Government highlighted economic development of six industries where Hong Kong enjoys clear advantages



- Role of C&SD:
  - Providing relevant statistics to chart the economic situation and employment situation of the Six Industries

## II. Statistical Analysis on the Six Selected Industries in Hong Kong

### Challenge

- Not clearly delineated in traditional industrial classification

Example:

Innovation and technology activities

- can be practiced in any industries
- not exactly “industries” in existing industrial classification



## II. Statistical Analysis on the Six Selected Industries in Hong Kong

### Developments

- Developing special statistical framework
  - International practices, feedbacks from stakeholders consulted
  - Example:  
Output of innovation and technology estimated by:-  
total production costs incurred on these activities in different industries
- Enhancement on data collection
  - Annual Survey of Economic Activities
  - Survey of Innovation Activities
  - Use of administrative data to complement survey results



### III. Statistical Inputs to the Formulation and Updating of Population Policy

- Population statistics are of vital importance for planning and policy formulation in various fields
- Role of C&SD:
  - Providing continued statistical support in developing population policy for Hong Kong
  - Compiling population estimates and projections



### III. Statistical Inputs to the Formulation and Updating of Population Policy

#### Challenge

- Population changes over the years

Example:

Babies born in Hong Kong to women from the Mainland of China (“Mainland”)

⇒ Considerable impact on population estimates and projections



# III. Statistical Inputs to the Formulation and Updating of Population Policy

## Developments

- Maintaining and updating population database

### Primary sources

- Population censuses and by-censuses

### Supplementary sources

- Administrative data (birth, deaths and passenger movement records)
- Social survey results (labour and social statistics compiled from General Household Survey)

- Benchmark data for small geographical areas and population sub-groups are readily available



# III. Statistical Inputs to the Formulation and Updating of Population Policy

## Developments

- Conducting regular statistical survey
  - To enquire these parents on their intention of bringing their babies to live in Hong Kong for permanent stay
- Survey results provide an important parameter for preparing population projections

## IV. Statistical Inputs to the Formulation and Updating of Labour Policy

- Implementation of Statutory Minimum Wage (SMW) in Hong Kong
- SMW: balance between forestalling excessively low wages and sustaining Hong Kong's economic growth and competitiveness
- Role of C&SD:
  - Producing comprehensive wage statistics for the Government in:
    - setting initial rate of SMW
    - subsequent reviews of the rate of SMW





## IV. Statistical Inputs to the Formulation and Updating of Labour Policy

### Challenge

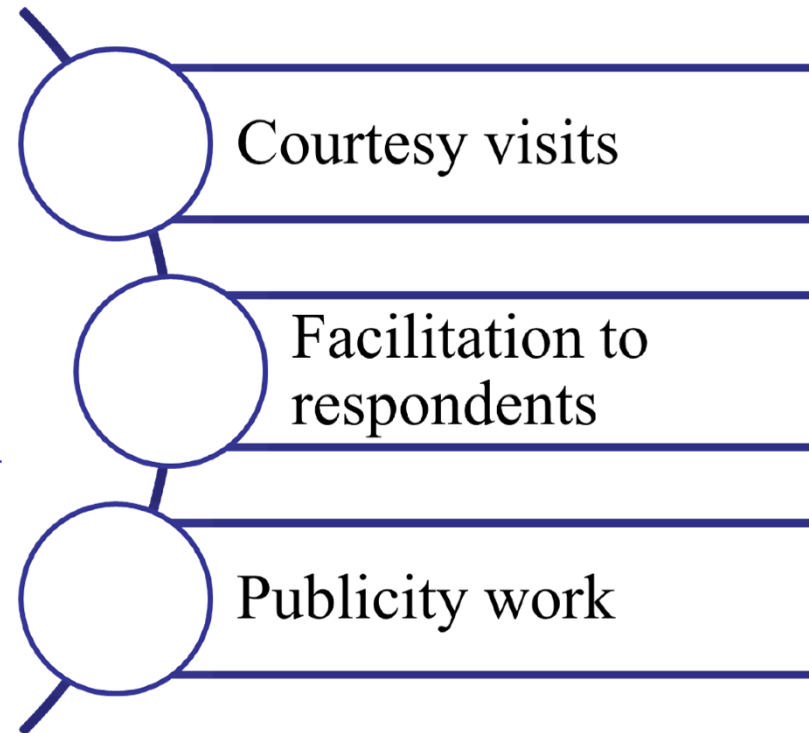
- Data requirement
  - Requires more comprehensive wage statistics for the analyses related to the SMW

### Development

- Implementation of new survey
  - Annual Earnings and Hours Survey
    - To compile the level and distribution of wages of employees in Hong Kong



# Measures for Improving Co-operation from Data Suppliers



# I. Measures for Establishment Surveys

## Measures

- Courtesy visits to large and prominent establishments
  - To understand if respondents encountered any problems in data reporting
- Courtesy visits to related trade association
  - To enlist their assistance in encouraging their members to respond to C&SD surveys
- Facilitation to respondents
  - Customer Window Scheme: assigning coordinators to selected prominent establishments
    - To minimise respondent burden
    - To ensure the consistency of data collected



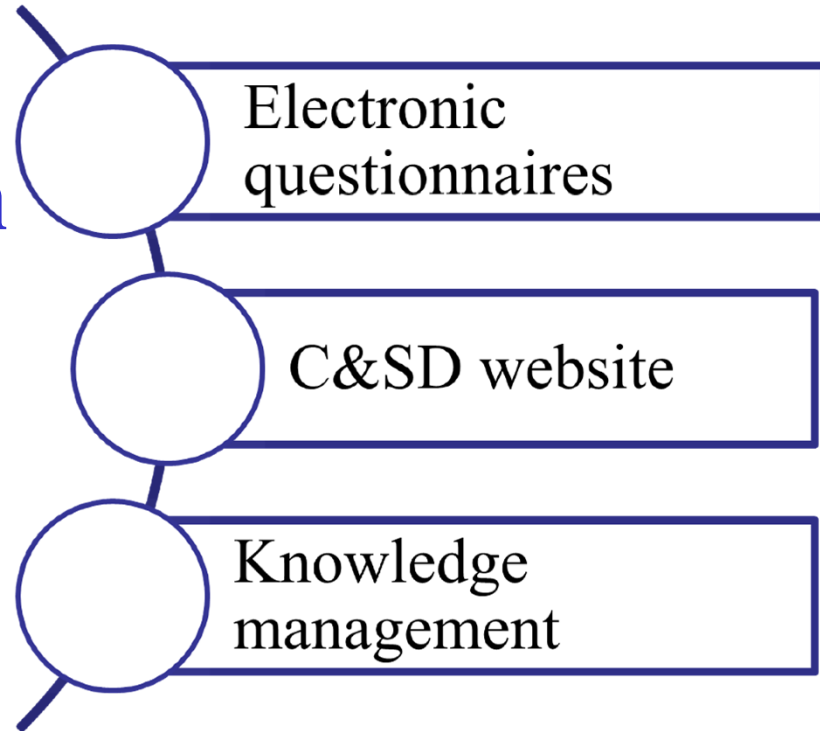
## II. Measures for Household Surveys

### Measures

- Courtesy visits to building management offices
  - To facilitate C&SD field officers getting access to sampled quarters for fieldwork purpose
  
- Publicity work
  - Notification letter and promotional leaflet
    - To address the purposes and importance of survey
    - To appeal for cooperation from household respondents



# Major Information Technology Developments in C&SD



# I. Implementation of Electronic Questionnaires

- Opportunities brought by high penetration of personal computers and the Internet in Hong Kong
- Good potentials to promote the use of electronic questionnaires
- Electronic questionnaire templates are available for all C&SD surveys



# I. Implementation of Electronic Questionnaires

Example:

Use of electronic questionnaires in 2011 Population Census

- Allowed households to choose self-enumeration modes:
  - return questionnaire by post; or
  - submit electronic questionnaire
- Encouraging response from households
  - Over half of household respondents choosing self-enumeration



## II. Enhancements on Dissemination of Official Statistics

- Website of a statistical office
  - Efficient channel for dissemination of official statistics
- Opportunity and challenge of C&SD Website
  - Popularity of smart phones
  - Increasing demand of local and international users

⇒ Enhancements on C&SD Website





## II. Enhancements on Dissemination of Official Statistics

### Developments on C&SD Website

1. Free download service
  - users can download statistical tables and publications free of charge
  - no. of free download count reached 549 383 in 2011
2. E-mail notification service
  - timely delivery of required data to users



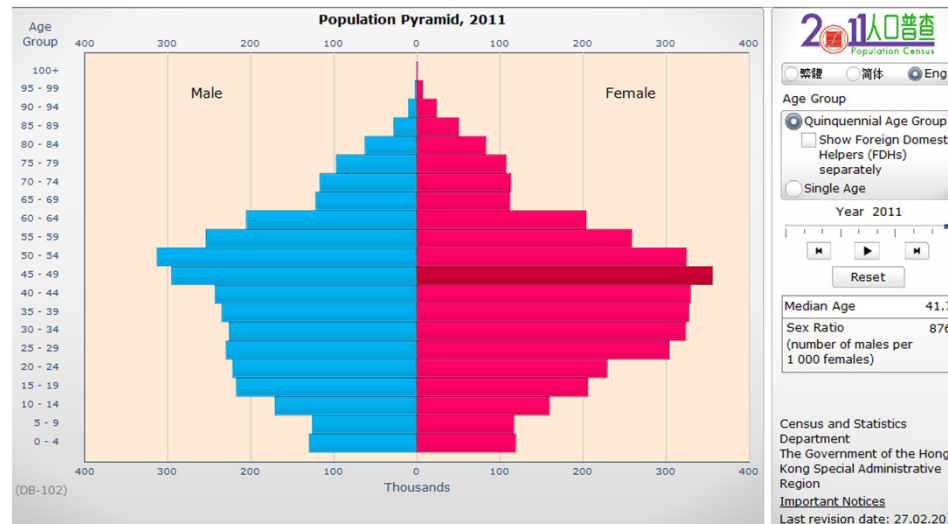
## II. Enhancements on Dissemination of Official Statistics

### Developments on C&SD Website

3. Simplified navigation structure of website
  - more efficient browsing of statistical information
4. Interactive Data Dissemination System
  - users can construct customised statistical tables and charts on population and labour statistics



Census and Statistics Department  
Hong Kong, China

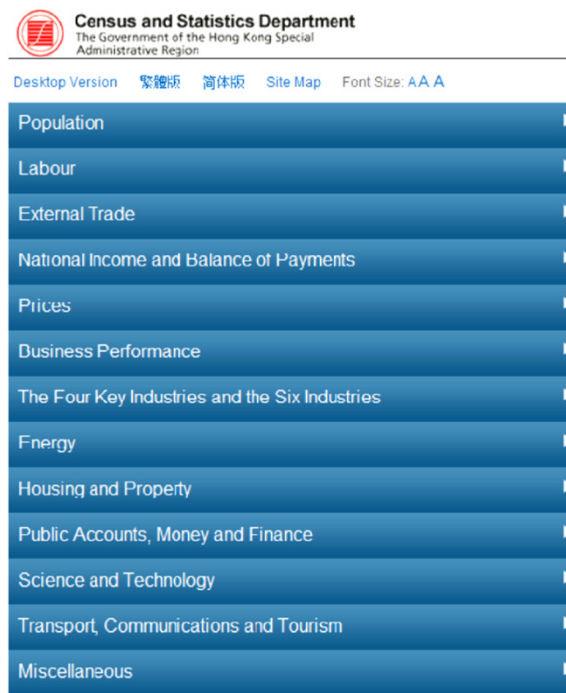


## II. Enhancements on Dissemination of Official Statistics

### Developments on C&SD Website

#### 5. Mobile version of C&SD website

- disseminating key statistics in a timely manner
- browsing and searching on handheld devices



2012 © Important Notices | Privacy Policy | Contact Us



Census and Statistics Department  
Hong Kong, China

### III. Development of Knowledge Management

- Proper knowledge management
  - Pre-requisite for building corporate memory
  - Sustaining the capacity of an organisation

#### Development

- Knowledge Management Support System (KMSS)
  - Rich database of information briefs and references
    - ⇒ Knowledge sharing
    - ⇒ Collaboration among colleagues



# Looking Ahead

## Continued Efforts by C&SD

1. On-going reviews to align with international standards of official statistics
  - To keep in close pace with latest statistical practices
2. Strengthening publicity measures to encourage cooperation from survey respondents
  - To meet the demand from raw data suppliers and data users



# Looking Ahead

## Continued Efforts by C&SD

3. System integration into department-wide systems on a common platform
  - To achieve productivity and efficiency improvements
  
4. Staff training
  - To maintain a knowledgeable staff force capable of creative thinking and coping with changes



# Thank you



**Census and Statistics Department  
Hong Kong, China**

**13th East Asian Statistical Conference  
5-7 November 2012  
Tokyo, Japan**