

国際連合（UN） World Population Prospects の使い方

このデータベースは、総人口・男女別人口・出生率・死亡率などのデータ（1950年～2100年）について調べることができます。
(国連による推計値のため、各国の統計機関が公表した数値とは異なる場合があります。)

URL : <https://www.un.org/development/desa/pd/>

1. 上の URL から国連人口部のトップページを表示し、スクロールして画面右側の「Datasets」から「World Population Prospects 2024」をクリックする。

クリック。

Highlights

New publications

[International Migration and Sustainable Development](#)

[International Migration and Sustainable Development: Ten Key Messages](#)

[World Population Prospects 2024: Summary Report](#)

[World Population Prospects 2024: Ten Key Messages](#)

[World Population Prospects 2024: Methodology Report](#)

[Policy brief on Leveraging population trends for a](#)

Recent and upcoming events

[Commission on Population and Development, fifty-eighth session, 7 - 11 April 2025](#)

[International Migration and Sustainable Development, 18 December 2024 "Launch"](#)

[Briefing on the substantive preparations for the fifty-eighth session of the Commission on Population and Development, 12 December 2024](#)

[Expert group meeting on ensuring healthy lives and promoting well-being for all at all ages, 16 - 17 October 2024](#)

Datasets

[World Population Prospects 2024](#)

[Family Planning Indicators 2024](#)

[Household Size and Composition 2022](#)

[Living Arrangements of Older Persons 2022](#)

[World Population Policies 2021](#)

[International Migrant Stock 2020](#)

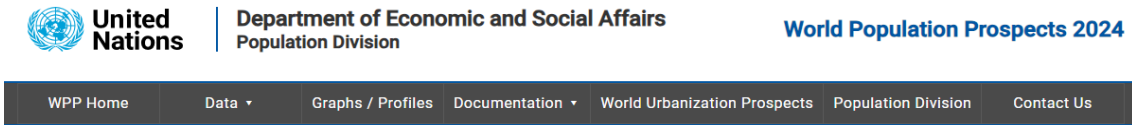
2. 「World Population Prospects 2024」の画面が表示されるので、「Download Data Files」をクリックする。

ここでは、次のような項目について調べることができる。

掲載箇所	掲載項目	
Most used	Total Population, as of 1 July	7月1日現在総人口
	Male Population, as of 1 July	7月1日現在男性人口
	Female Population, as of 1 July	7月1日現在女性人口
	Population Growth Rate	人口増減率
	Median Age, as of 1 July	7月1日現在中位年齢
	Crude Birth Rate	出生率
	Crude Death Rate	死亡率

【例】世界の総人口について、2024年から2030年までの各年の中位推計値を調べる。

- ① 「Download Files」が表示されたら、Standard Projections (Estimates and Projection scenarios) が選択されていることを確認する。
- ② Most used が選択されていることを確認する。
- ③ Compact (most used: estimates and medium projections)をクリックする。



Download Files

Select the File Type:

- Standard Projections (Estimates and Projection scenarios) **Selected**
- Probabilistic Projections (PPP scenarios)
- Special Aggregates
- Documentation
- Archive

Select the Major Topic/Special Groupings:

- Population **Selected**
- Fertility
- Mortality
- CSV format

Excel files with annual estimates and standard projection scenarios with our **most used data combined in one file**.
For more annual data by single ages or select age groups, please check the other options above.

Sub Group	Files (Click to Download)	Description
Demographic Indicators	Compact (most used: estimates and medium projections) (XLSX) Complete (estimates and all projection scenarios) (XLSX)	<p>Click.</p> <p>indicators:</p> <ul style="list-style-type: none"> • Total Population, as of 1 January (thousands) • Total Population, as of 1 July (thousands) • Male Population, as of 1 July (thousands) • Female Population, as of 1 July (thousands) • Population Density, as of 1 July (persons per square km) (UPDATED on 14 July 2022) • Population Sex Ratio, as of 1 July (males per 100 females) • Median Age, as of 1 July (years)

- ④ エクセル形式でデータが表示されるので、「Medium variant」(中位推計)シートを選択する。

Index	Variant	Region, subregion	Notes	Location code	ISO3 Alpha-code	ISO2 Alpha-code	SDMX code**	Type	Parent code	Year	Total Population, as of 1 January (thousands)	Total Population, as of 1 July (thousands)	Male Population, as of 1 July (thousands)
1	Medium	World		900			1	World	0	2024	8 126 964	8 161 973	4 103 611
2	Medium	World		900			1	World	0	2025	8 196 981	8 231 613	4 137 705
3	Medium	World		900			1	World	0	2026	8 266 245	8 300 678	4 171 511
4	Medium	World		900			1	World	0	2027	8 335 112	8 369 094	4 204 991
5	Medium	World		900			1	World	0	2028	8 403 077	8 436 619	4 238 011
6	Medium	World		900			1	World	0	2029	8 470 161	8 503 285	4 270 571
7	Medium	World		900			1	World	0	2030	8 536 410	8 569 125	4 302 581

※シートは上記以外に「Estimates」(推計)、「NOTES」(脚注)がある。

【参考】

「Data」に、出典資料、その他の参考情報が掲載されている。

United Nations | Department of Economic and Social Affairs | Population Division | World Population Prospects 2024

WPP Home | Data | Graphs / Profiles | Documentation | World Urbanization Prospects | Population Division | Contact Us

The 2024 Revision of World Population Prospects is the twenty-eighth edition of official United Nations population estimates and projections that have been prepared by the Population Division of the Department of Economic and Social Affairs of the United Nations Secretariat. It presents population estimates from 1950 to the present for 237 countries or areas, underpinned by analyses of historical demographic trends. This latest assessment considers the results of 1,910 national population censuses and from 3,189 nationally representative sample surveys. It presents population projections to the year 2100 that reflect a range of plausible outcomes at the global, regional and national levels.

The main results are presented in a series of Excel files displaying key demographic indicators for each UN development group, World Bank income group, geographic region, Sustainable Development Goals (SDGs) region, subregion and country or area for selected periods or dates within 1950-2100. An online database (Data Portal) provides access to a subset of key indicators and interactive data visualization, including an open API for programmatic access. For advanced users who need to use these data in a database form or statistical software, we recommend to use the CSV format for bulk download. Special Aggregates also provide additional groupings of countries (e.g., geographic, economic and trade, political, UN-related). Since the 2022 revision, the estimates and projections are presented in one-year intervals of age and time instead of the five-year intervals used previously. The various datasets disaggregated by age are available in two forms: by standard 5-year age groups and single ages.

Additional outputs, including results from the probabilistic projections, and more detailed metadata will be posted soon after the initial public release.


QUICK NAVIGATION



Download Data Files



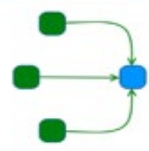
Data Portal



Graphs and Profiles



Publications



Data Sources

「Documentation」に、地域情報、用語集、その他の参考情報が掲載されている。

United Nations | Department of Economic and Social Affairs | Population Division | World Population Prospects 2024

WPP Home | Data | Graphs / Profiles | Documentation | World Urbanization Prospects | Population Division | Contact Us

The 2024 Revision of World Population Prospects is the twenty-eighth edition of official United Nations population estimates and projections that have been prepared by the Population Division of the Department of Economic and Social Affairs of the United Nations Secretariat. It presents population estimates from 1950 to the present for 237 countries or areas, underpinned by analyses of historical demographic trends. This latest assessment considers the results of 1,910 national population censuses and from 3,189 nationally representative sample surveys. It presents population projections to the year 2100 that reflect a range of plausible outcomes at the global, regional and national levels.

The main results are presented in a series of Excel files displaying key demographic indicators for each UN development group, World Bank income group, geographic region, Sustainable Development Goals (SDGs) region, subregion and country or area for selected periods or dates within 1950-2100. An online database (Data Portal) provides access to a subset of key indicators and interactive data visualization, including an open API for programmatic access. For advanced users who need to use these data in a database form or statistical software, we recommend to use the CSV format for bulk download. Special Aggregates also provide additional groupings of countries (e.g., geographic, economic and trade, political, UN-related). Since the 2022 revision, the estimates and projections are presented in one-year intervals of age and time instead of the five-year intervals used previously. The various datasets disaggregated by age are available in two forms: by standard 5-year age groups and single ages.

Additional outputs, including results from the probabilistic projections, and more detailed metadata will be posted soon after the initial public release.


QUICK NAVIGATION



Download Data Files



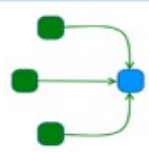
Data Portal



Graphs and Profiles



Publications



Data Sources